



Clayton South

Suburb Report



Your connection to property insights



JellisCraig

CLAYTON SOUTH SUBURB REPORT

Median house price¹

Median

\$983k

Quarterly price change

0.35% ↑

Median unit price¹

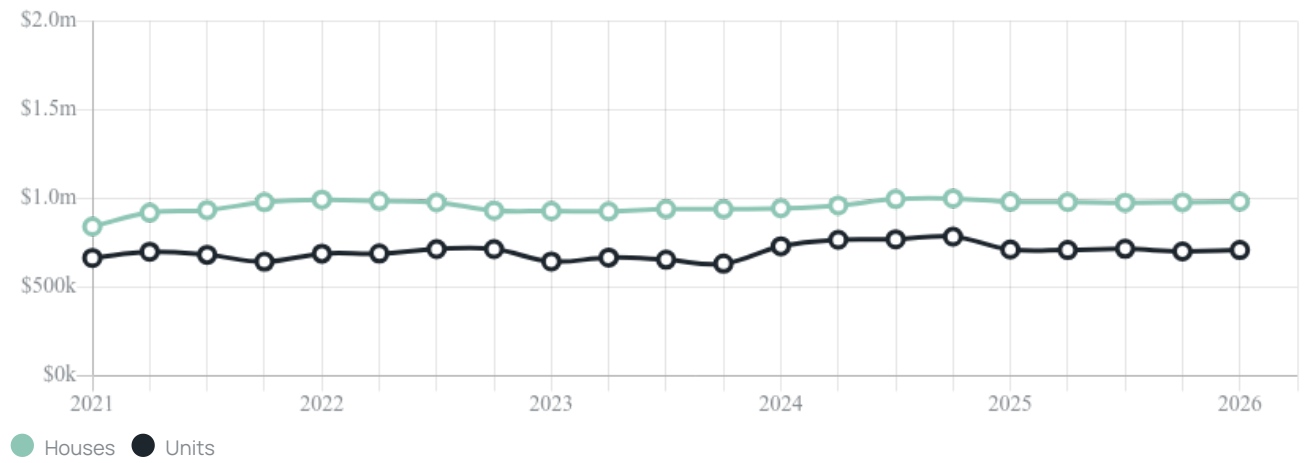
Median

\$710k

Quarterly price change

1.17% ↑

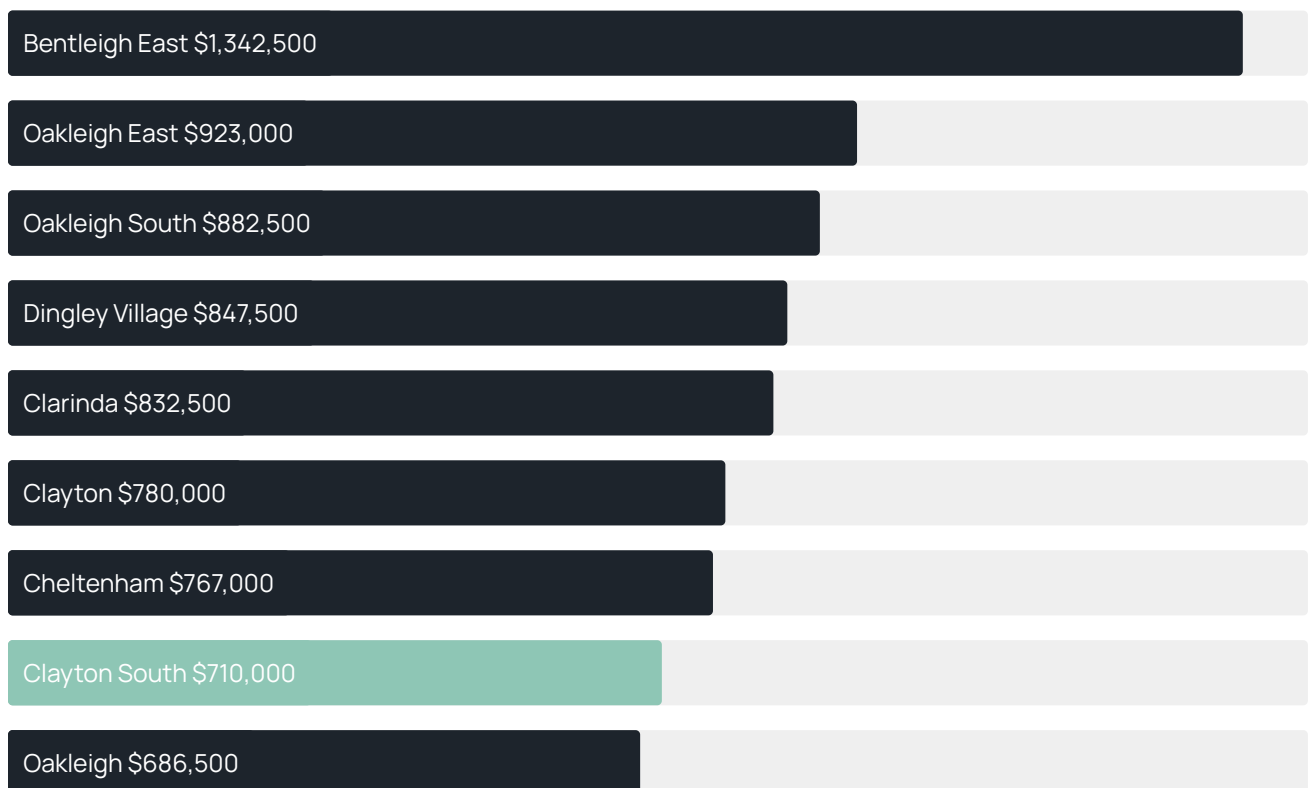
Quarterly price change¹



Median house price¹



Median unit price¹



Sale method²



● Auction 72%
● Private 28%

Auction clearance rate³

76.47%

Median days on market³

32 days

Jellis Craig average inspection attendance per listing⁴

32 groups

Average hold period¹

6.6 years

Dwelling type⁵



● Houses 56% ● Units 44%

Ownership⁵



● Owned outright 34% ● Mortgaged 29% ● Rented 36%

Population⁵

13,381

Median asking rent¹

\$650 per week

Population growth⁵

5.85%

Rental yield¹

3.1%

Median age⁵

34 years











Median household size⁵

2.7 people











CLAYTON SOUTH SUBURB REPORT

Recent Clayton South sales











Discover a snapshot of the most recent results for this suburb, to view the full 12 months of sales history, please go to jellisraig.com.au/suburb-reports

Address	Bedrooms	Type	Price	Sold
 31 Glencannon Cr Clayton South	3	House	\$1,105,000	27 Jun 2026
 20 Clarevale St Clayton South	3	House	\$1,000,000	27 Jun 2026
 2/19 Oakes Av Clayton South	2	Unit	\$490,000	27 Jun 2026
 2/10 Manoon Rd Clayton South	3	Unit	\$700,000	22 Jun 2026
 36 Kitson Rd Clayton South	3	House	\$895,000	13 Jun 2026
 2/8 Bevan Av Clayton South	4	Townhouse	\$915,000	06 Jun 2026
 8 Tennyson Av Clayton South	3	House	\$993,000	06 Jun 2026
 2/38 Mcmillan St Clayton South	2	Unit	\$725,000	01 Jun 2026
 2/36 Milton Av Clayton South	2	Unit	\$680,000	01 Jun 2026
 2/9 Third St Clayton South	3	Unit	\$828,200	30 May 2026

CLAYTON SOUTH SUBURB REPORT

Address	Bedrooms	Type	Price	Sold
 464a Haughton Rd Clayton South	3	Townhouse	\$800,000	16 May 2026
 15 Clarevale St Clayton South	3	House	\$1,033,000	16 May 2026
 2/25 Mallowa St Clayton South	4	Townhouse	\$970,000	15 May 2026
 3 Hadkinson St Clayton South	3	House	\$1,045,000	07 May 2026
 402/2 Main Rd Clayton South	1	Apartment	\$385,000	05 May 2026
 2/59 Bevan Av Clayton South	3	Unit	\$835,000	02 May 2026
 37 Mcmillan St Clayton South	3	House	\$1,050,000	02 May 2026
 223/59 Autumn Tce Clayton South	2	Apartment	\$430,000	27 Apr 2026
 3/245 Westall Rd Clayton South	3	Townhouse	\$820,000	25 Apr 2026
 2/41 Knight St Clayton South	2	Unit	\$695,000	23 Apr 2026

CLAYTON SOUTH SUBURB REPORT

Address	Bedrooms	Type	Price	Sold
 3/43 Milton Av Clayton South	2	Flat/Unit/Apartment	\$455,000	23 Apr 2026
 213/60 Autumn Tce Clayton South	2	Apartment	\$421,000	21 Apr 2026
 28 Bemboka Av Clayton South	4	House	\$1,240,000	18 Apr 2026
 17 Monash Cr Clayton South	3	House	\$1,150,000	18 Apr 2026
 9a Sydney St Clayton South	3	Townhouse	\$890,000	18 Apr 2026
 1/5 Burns Av Clayton South	2	Unit	\$625,000	11 Apr 2026
 25a Newport Rd Clayton South	4	Townhouse	\$950,000	11 Apr 2026
 4/12 Burns Av Clayton South	4	Townhouse	\$1,055,000	11 Apr 2026
 9/559 Clayton Rd Clayton South	2	Flat/Unit/Apartment	\$550,000	09 Apr 2026
 1/4 Wannan Ct Clayton South	3	Unit	\$950,000	08 Apr 2026



Jellis Craig Mount Waverley
280 Stephenson's Road, Mount Waverley
03 8849 8088

Jellis Craig acknowledges and pays our respects to the Bunurong People, the Wadawurrung People, the Dja Dja Wurrung People and the Wurundjeri People as the Traditional Owners and original custodians of the lands on which Jellis Craig operates.

Data is current as of PDF generation date 01/07/2026

- 1 Property Data Online, updated quarterly for the past 12 months
- 2 Property Data Online, updated daily for the past 12 months
- 3 Property Data Online, updated daily for the past quarter
- 4 Jellis Craig's average inspection attendance per listing (houses) over the last 12 months, updated daily
- 5 2021 Australian Census
- 6 Property Data Online, updated daily

This publication contains data, analytics, statistics and other information supplied by PROPERTYDATAONLINE PTY LTD (PropertyData). The data provided in this publication is of a general nature and should not be construed as specific advice or relied upon in lieu of appropriate professional advice.

PropertyData relies upon data supplied by third parties and while the data is checked and reviewed, PropertyData does not warrant the accuracy or completeness of the information to the full extent permitted by the law and excludes all loss or damage howsoever arising (including through negligence) in connection with the data supplied by PropertyData. The State of Victoria owns the copyright in the Property Sales Data and reproduction of that data in any way without the consent of the State of Victoria will constitute a breach of the Copyright Act 1968 (cth). The State of Victoria does not warrant the accuracy or completeness of the Property Sales Data and any person using or relying upon such information does so on the basis that the State of Victoria accepts no responsibility or liability whatsoever for any errors, faults, defects or omissions in the information supplied.