Clayton South

Suburb Report

Your connection to property insights

JellisCraig

Property Prices

CLAYTON SOUTH SUBURB REPORT

Median house price[1]

Median

$983k

Quarterly price change

0.35% ↑

Median unit price[1]

Median

$710k

Quarterly price change

1.17% ↑

Quarterly price change[1]

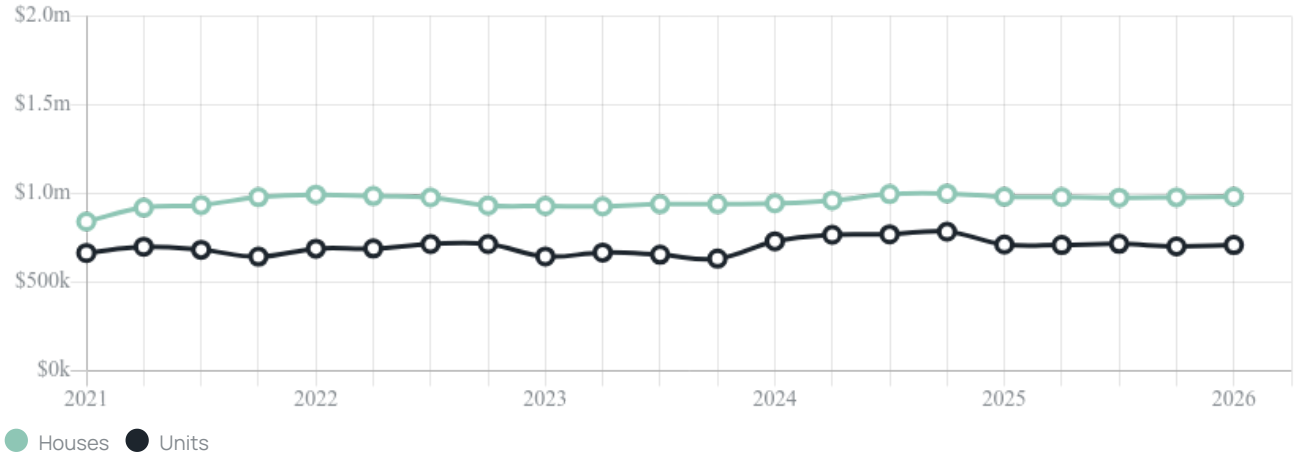



Median house price[1]

Median unit price[1]

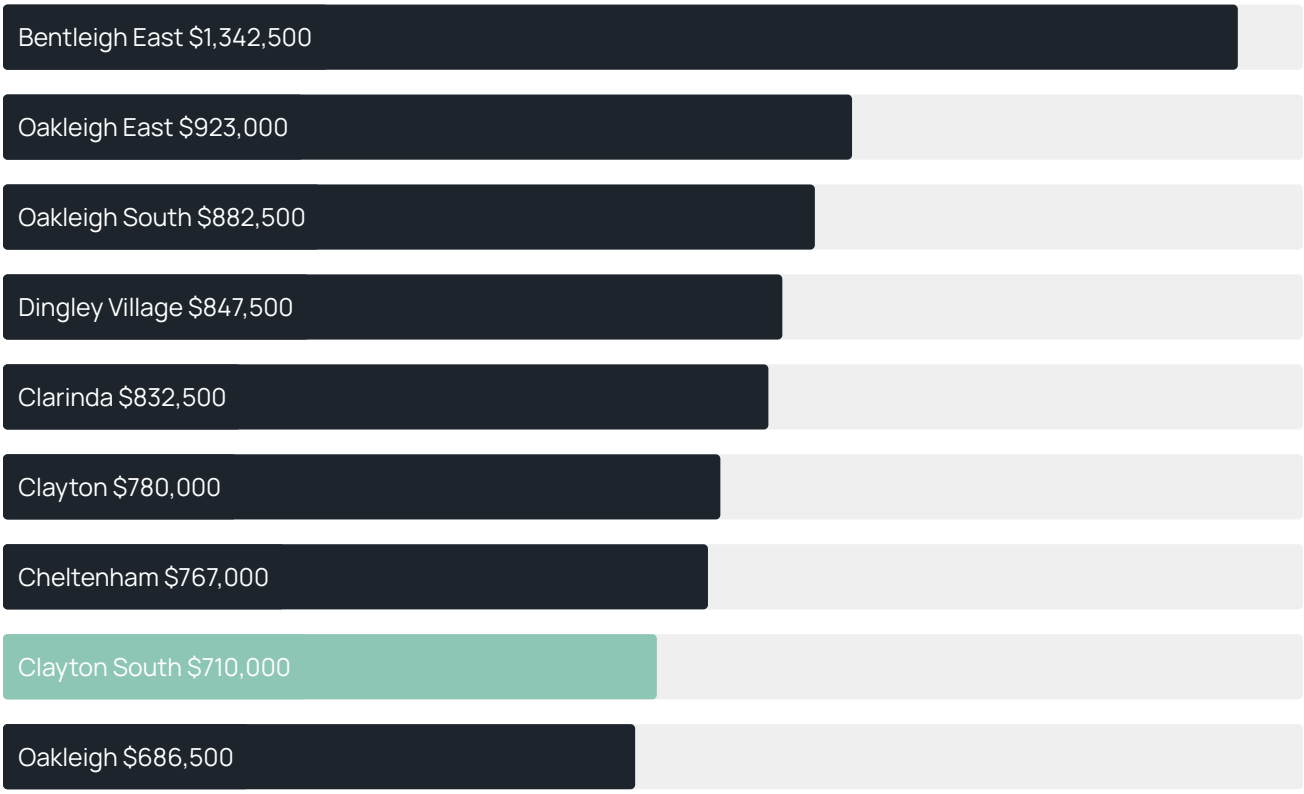

Sales Snapshot

Sale method[2]

Auction clearance rate[3]

77.59%

Median days on market[3]

30 days

Jellis Craig average inspection attendance per listing[4]

30 groups

Average hold period[1]

6.6 years

Insights

Dwelling type[5]

Ownership[5]

Population[5]

13,381

Median asking rent[1]

$650 per week

Population growth[5]

5.85%

Rental yield[1]

3.1%

Median age[5]

34 years

Median household size[5]

2.7 people

Sold Properties

Recent Clayton South sales

Discover a snapshot of the most recent results for this suburb, to view the full 12 months of sales history, please go to **jelliscraig.com.au/suburb-reports**

Address		Bedrooms	Type	Price	Sold
	223/59 Autumn Tce Clayton South	2	Apartment	$430,000	27 Apr 2026
	3/245 Westall Rd Clayton South	3	Townhouse	$820,000	25 Apr 2026
	213/60 Autumn Tce Clayton South	2	Apartment	$421,000	21 Apr 2026
	17 Monash Cr Clayton South	3	House	$1,150,000	18 Apr 2026
	4/12 Burns Av Clayton South	4	Townhouse	$1,055,000	11 Apr 2026
	1/5 Burns Av Clayton South	2	Unit	$625,000	11 Apr 2026
	1/4 Wannan Ct Clayton South	3	Unit	$950,000	08 Apr 2026
	24 Bemboka Av Clayton South	3	House	$950,000	04 Apr 2026
	1 Melosa Av Clayton South	3	House	$900,000	28 Mar 2026
	3/39 Milton Av Clayton South	2	Unit	$524,500	28 Mar 2026

Sold Properties

CLAYTON SOUTH SUBURB REPORT

Address		Bedrooms	Type	Price	Sold
	49 Glenmorgan Cl Clayton South	4	House	$1,123,000	28 Mar 2026
	5 Ireland Rd CLAYTON SOUTH	3	House	$894,000	28 Mar 2026
	2/15 Manoon Rd Clayton South	3	Townhouse	$891,000	28 Mar 2026
	3/14 Milton Av Clayton South	3	Unit	$730,000	21 Mar 2026
	30 Jackson Green Blvd Clayton South	2	Townhouse	$730,000	21 Mar 2026
	5/6 Browning Av Clayton South	2	Apartment	$410,000	19 Mar 2026
	10 Spring Valley Dr Clayton South	3	House	$950,000	16 Mar 2026
	206/2 Main Rd Clayton South	2	Apartment	$580,000	16 Mar 2026
	3/1422 Centre Rd CLAYTON SOUTH	2	Apartment	$475,000	12 Mar 2026
	7/1422 Centre Rd CLAYTON SOUTH	2	Apartment	$412,000	11 Mar 2026

Sold Properties

Address		Bedrooms	Type	Price	Sold
	310/18 Lomandra Dr Clayton South	2	Apartment	$490,000	10 Mar 2026
	431 Clayton Rd Clayton South	3	House	$1,000,000	09 Mar 2026
	10 Kitson Rd Clayton South	3	House	$1,026,000	07 Mar 2026
	222/60 Autumn Tce Clayton South	2	Apartment	$465,000	06 Mar 2026
	19 Celeste Wlk Clayton South	3	House	$923,000	06 Mar 2026
	4/7 Burns Av Clayton South	2	Strata Unit/Flat	$405,000	05 Mar 2026
	407/3 Orchid St Clayton South	2	Apartment	$530,000	04 Mar 2026
	2/5 Brady Av Clayton South	4	Townhouse	$1,220,000	02 Mar 2026
	111/59 Autumn Tce Clayton South	2	Apartment	$430,000	28 Feb 2026
	2/46 Mallawa St Clayton South	3	Unit	$900,000	28 Feb 2026

Jellis Craig Mount Waverley
280 Stephensons Road, Mount Waverley
03 8849 8088

Jellis Craig acknowledges and pays our respects to the Bunurong People, the Wadawurrung People, the Dja Dja Wurrung People and the Wurundjeri People as the Traditional Owners and original custodians of the lands on which Jellis Craig operates.

Data is current as of PDF generation date 01/05/2026

1 Property Data Online, updated quarterly for the past 12 months
2 Property Data Online, updated daily for the past 12 months
3 Property Data Online, updated daily for the past quarter
4 Jellis Craig's average inspection attendance per listing (houses) over the last 12 months, updated daily
5 2021 Australian Census
6 Property Data Online, updated daily

This publication contains data, analytics, statistics and other information supplied by PROPERTYDATAONLINE PTY LTD (PropertyData). The data provided in this publication is of a general nature and should not be construed as specific advice or relied upon in lieu of appropriate professional advice.

PropertyData relies upon data supplied by third parties and while the data is checked and reviewed, PropertyData does not warrant the accuracy or completeness of the information to the full extent permitted by the law and excludes all loss or damage howsoever arising (including through negligence) in connection with the data supplied by PropertyData. The State of Victoria owns the copyright in the Property Sales Data and reproduction of that data in any way without the consent of the State of Victoria will constitute a breach of the Copyright Act 1968 (cth). The State of Victoria does not warrant the accuracy or completeness of the Property Sales Data and any person using or relying upon such information does so on the basis that the State of Victoria accepts no responsibility or liability whatsoever for any errors, faults, defects or omissions in the information supplied.