



Clayton

Suburb Report



Your connection to property insights



JellisCraig

CLAYTON SUBURB REPORT

Median house price¹

Median

\$1.40m

Quarterly price change

2.19% ↑

Median unit price¹

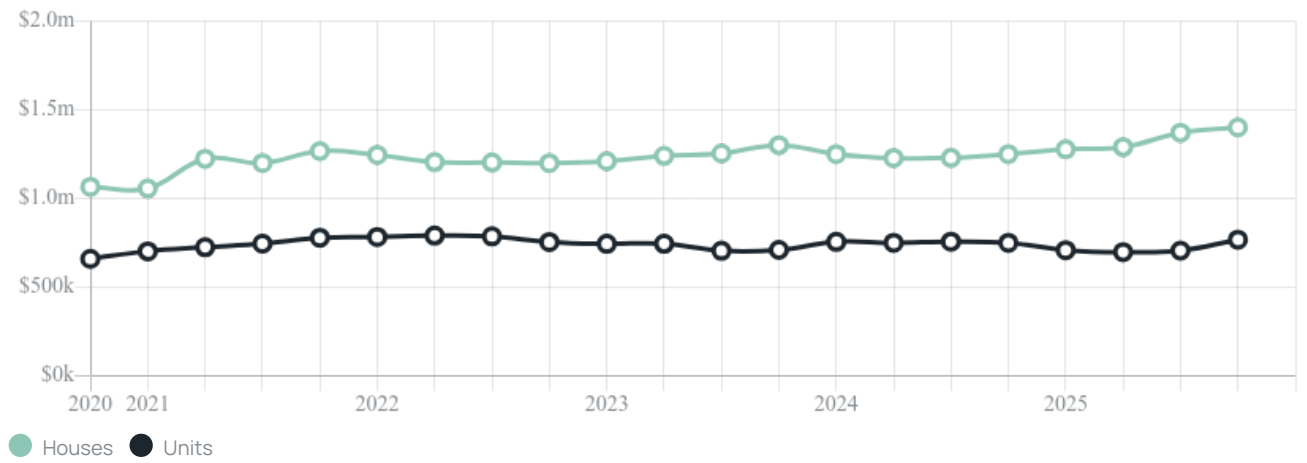
Median

\$768k

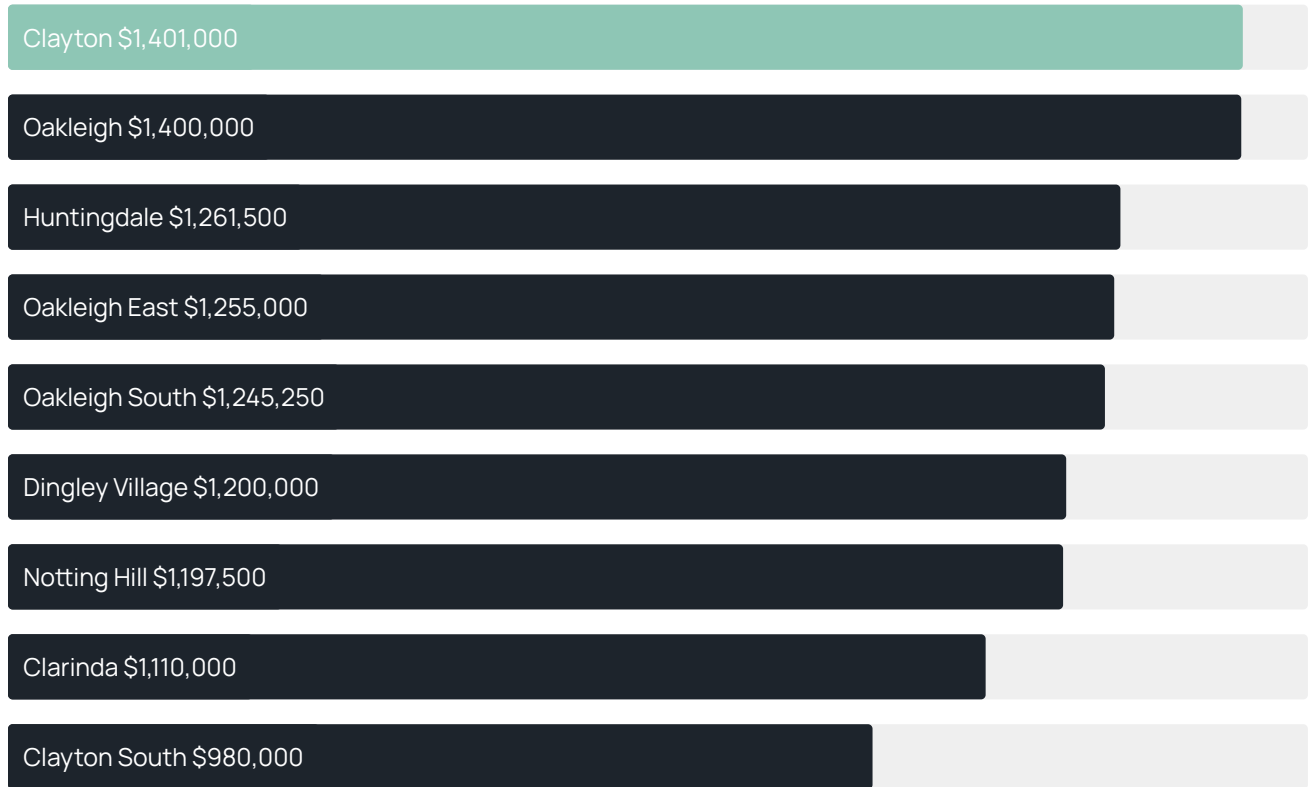
Quarterly price change

8.78% ↑

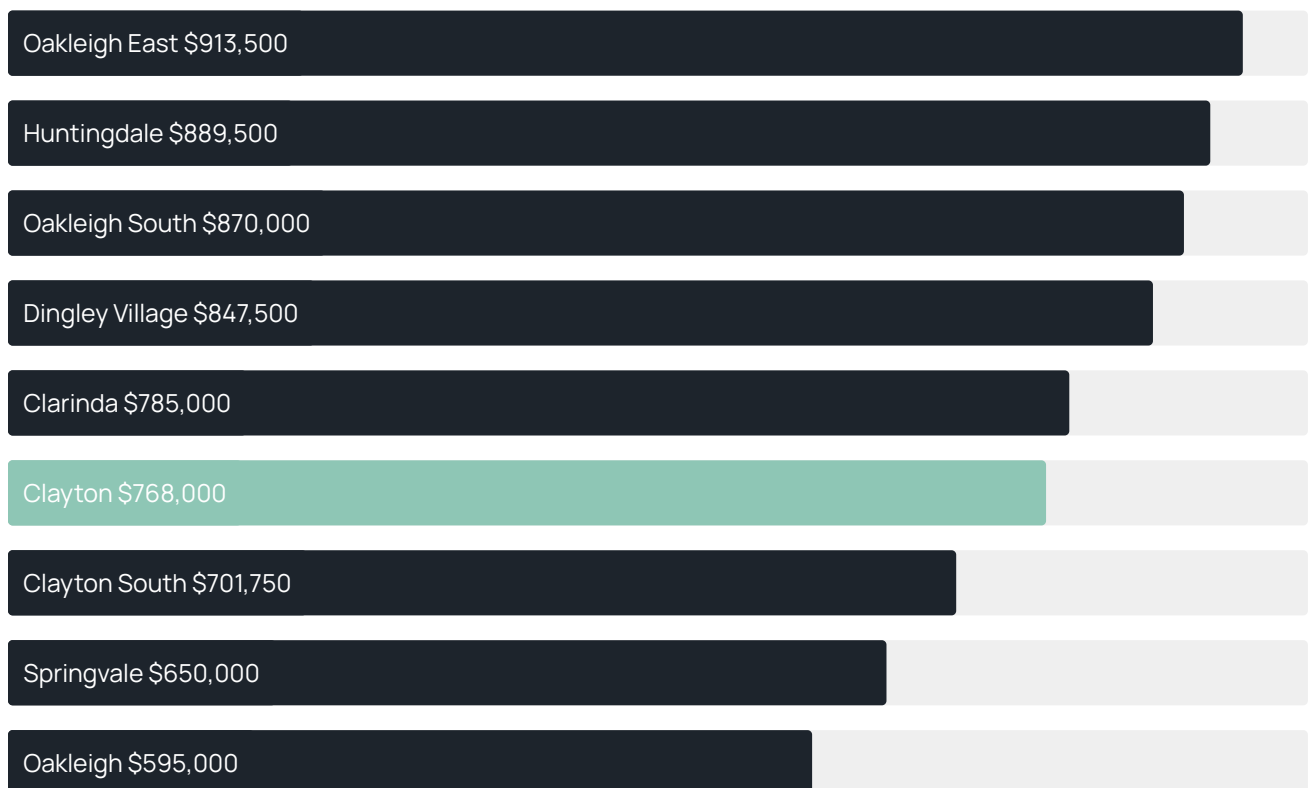
Quarterly price change¹



Median house price¹



Median unit price¹



Sale method²



Auction clearance rate³

74.36%

Median days on market³

32 days

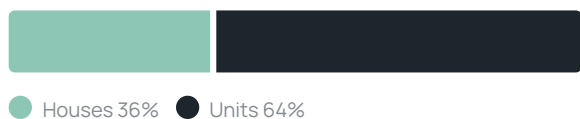
Jellis Craig average inspection attendance per listing⁴

32 groups

Average hold period¹

6.1 years

Dwelling type⁵



Ownership⁵



Population⁵

18,988

Median asking rent¹

\$650 per week

Population growth⁵

-1.91%

Rental yield¹

2.63%

Median age⁵

28 years











Median household size⁵

2.5 people











CLAYTON SUBURB REPORT

Recent Clayton sales











Discover a snapshot of the most recent results for this suburb, to view the full 12 months of sales history, please go to jellisCraig.com.au/suburb-reports

Address	Bedrooms	Type	Price	Sold
 1/31 Jaguar Dr Clayton	4	Townhouse	\$970,000	31 Mar 2026
 10 Donald St Clayton	5	House	\$1,990,000	30 Mar 2026
 27 Ormond Rd CLAYTON	3	House	\$1,270,500	28 Mar 2026
 2/350 Haughton Rd Clayton	3	Unit	\$880,500	28 Mar 2026
 1/73 Jaguar Dr Clayton	3	Unit	\$861,000	28 Mar 2026
 2/70 Harlington St CLAYTON	3	Unit	\$800,000	21 Mar 2026
 2/34 Evelyn St Clayton	4	Townhouse	\$938,500	14 Mar 2026
 24 Jaguar Dr Clayton	3	House	\$1,282,000	14 Mar 2026
 60 Eva St Clayton	3	House	\$1,357,000	14 Mar 2026
 2/60 Browns Rd Clayton	4	House	\$822,000	12 Mar 2026

CLAYTON SUBURB REPORT

Address	Bedrooms	Type	Price	Sold
 1/82 Margaret St Clayton	5	Townhouse	\$1,215,500	07 Mar 2026
 15 Yarram Cr Clayton	3	Townhouse	\$795,000	07 Mar 2026
 3/24 Hourigan Av Clayton	4	Flat/Unit/Apartment	\$925,000	05 Mar 2026
 1/8 Murdo Rd Clayton	4	Townhouse	\$895,000	02 Mar 2026
 813/868 Blackburn Rd Clayton	2	Apartment	\$600,000	02 Mar 2026
 212/868 Blackburn Rd Clayton	2	Apartment	\$545,000	02 Mar 2026
 19 Harlington St Clayton	3	House	\$1,029,000	28 Feb 2026
 21 Bayview Av Clayton	4	Townhouse	\$933,000	28 Feb 2026
 1/1426 North Rd Clayton	3	Unit	\$792,000	28 Feb 2026
 301/11 Renver Rd Clayton	1	Apartment	\$380,000	27 Feb 2026

CLAYTON SUBURB REPORT

Address	Bedrooms	Type	Price	Sold
 13/8-10 Browns Rd Clayton	2	Apartment	\$570,000	25 Feb 2026
 304/11 Renver Rd Clayton	2	Apartment	\$520,000	24 Feb 2026
 6/1802 Dandenong Rd Clayton	3	Unit	\$462,500	24 Feb 2026
 613/864 Blackburn Rd Clayton	2	Strata Unit/Flat	\$516,000	24 Feb 2026
 G14/1728 Dandenong Rd Clayton	1	Unit	\$155,000	23 Feb 2026
 2/2 Mcbean St Clayton	3	Townhouse	\$855,000	21 Feb 2026
 23c Browns Rd Clayton	2	Flat/Unit/Apartment	\$650,000	20 Feb 2026
 10 Leaf Ct Clayton	2	Townhouse	\$626,000	20 Feb 2026
 1/34 Edinburgh St Clayton	4	Unit	\$915,000	19 Feb 2026
 1/63 Ormond Rd Clayton	3	Townhouse	\$935,000	14 Feb 2026



Jellis Craig Mount Waverley
280 Stephenson's Road, Mount Waverley
03 8849 8088

Jellis Craig acknowledges and pays our respects to the Bunurong People, the Wadawurrung People, the Dja Dja Wurrung People and the Wurundjeri People as the Traditional Owners and original custodians of the lands on which Jellis Craig operates.

Data is current as of PDF generation date 01/04/2026

- 1 Property Data Online, updated quarterly for the past 12 months
- 2 Property Data Online, updated daily for the past 12 months
- 3 Property Data Online, updated daily for the past quarter
- 4 Jellis Craig's average inspection attendance per listing (houses) over the last 12 months, updated daily
- 5 2021 Australian Census
- 6 Property Data Online, updated daily

This publication contains data, analytics, statistics and other information supplied by PROPERTYDATAONLINE PTY LTD (PropertyData). The data provided in this publication is of a general nature and should not be construed as specific advice or relied upon in lieu of appropriate professional advice.

PropertyData relies upon data supplied by third parties and while the data is checked and reviewed, PropertyData does not warrant the accuracy or completeness of the information to the full extent permitted by the law and excludes all loss or damage howsoever arising (including through negligence) in connection with the data supplied by PropertyData. The State of Victoria owns the copyright in the Property Sales Data and reproduction of that data in any way without the consent of the State of Victoria will constitute a breach of the Copyright Act 1968 (cth). The State of Victoria does not warrant the accuracy or completeness of the Property Sales Data and any person using or relying upon such information does so on the basis that the State of Victoria accepts no responsibility or liability whatsoever for any errors, faults, defects or omissions in the information supplied.