

JellisCraig

CLAYTON

Suburb Report

Know your neighbourhood.



CLAYTON SUBURB REPORT

Median House Price*

Median

\$1.36m

Quarterly Price Change

5.23% ↑

Median Unit Price*

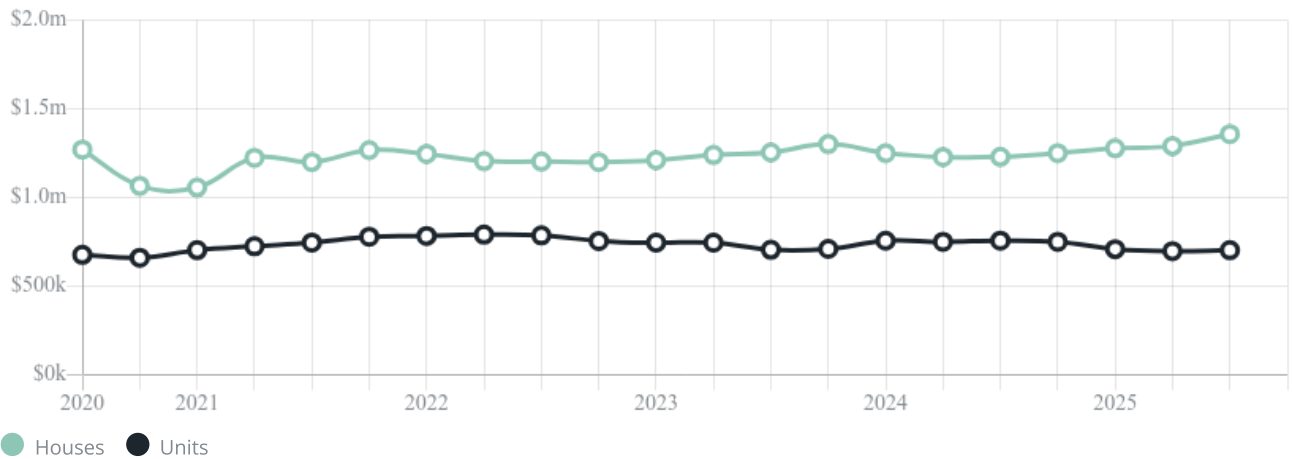
Median

\$703k

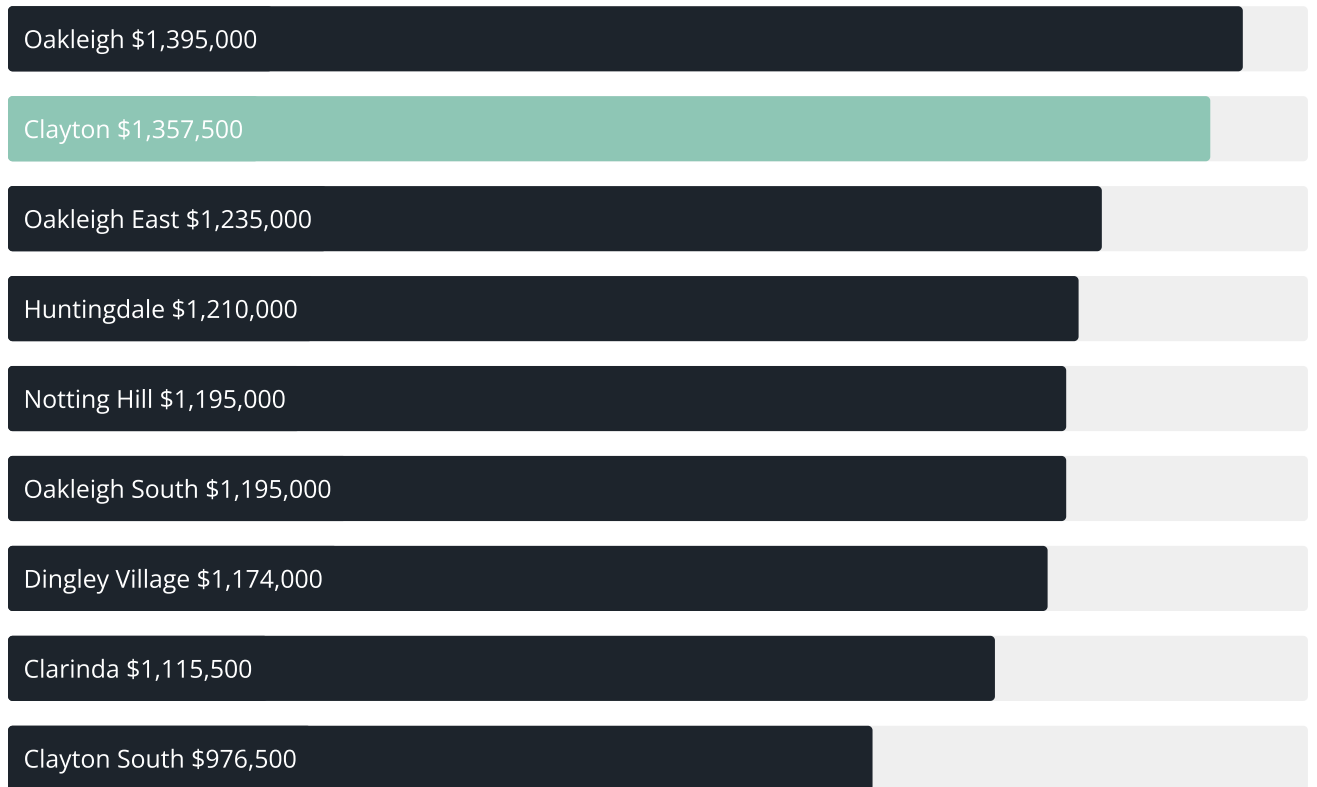
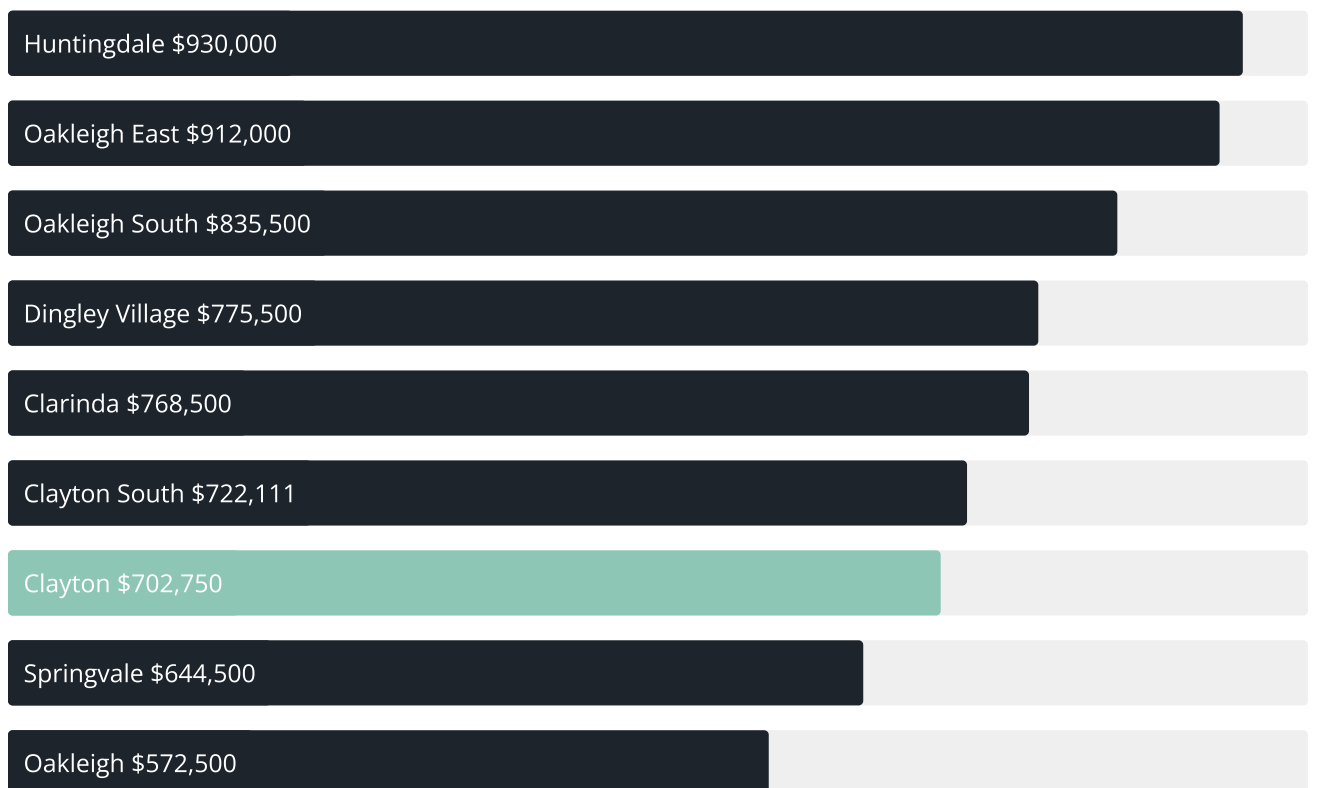
Quarterly Price Change

0.75% ↑

Quarterly Price Change*



CLAYTON SUBURB REPORT

Median House Sale Price^{*}Median Unit Sale Price^{*}

CLAYTON SUBURB REPORT

Sale Method^{*}Auction Clearance Rate^{*}

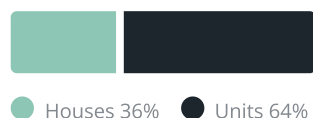
85.25%

Median Days on Market[^]

29 days

Average Hold Period^{*}

6.1 years

Dwelling Type[^]Ownership[^]Population[^]

18,988

Median Asking Rent per week^{*}

\$650

Population Growth[^]

-1.91%

Rental Yield^{*}

2.63%

Median Age[^]











28 years

Median Household Size[^]











2.5 people

CLAYTON SUBURB REPORT











Discover a snapshot of the most recent results for this suburb, to view the full 12 months of sales history, please go to jellisicraig.com.au/suburbinsights

Address	Bedrooms	Type	Price	Sold
 2/13 Jaguar Dr Clayton	3	Unit	\$804,000	23 Dec 2025
 257 Clayton Rd Clayton	3	House	\$2,380,000	23 Dec 2025
 G21/6 Clarkson Ct Clayton	1	Apartment	\$320,000	11 Dec 2025
 23 View St Clayton	6	House	\$1,201,000	06 Dec 2025
 10/1452-1454 North Rd Clayton	2	Unit	\$645,000	06 Dec 2025
 1/3 Koonawarra St Clayton	5	Townhouse	\$1,100,000	06 Dec 2025
 3/28 Francis St Clayton	3	Unit	\$894,000	06 Dec 2025
 G5/124 Clayton Rd Clayton	1	Apartment	\$360,000	03 Dec 2025
 6/1796-1800 Dandenong Rd Clayton	2	Unit	\$515,000	03 Dec 2025
 1/63 Carinish Rd Clayton	2	Unit	\$630,000	02 Dec 2025

CLAYTON SUBURB REPORT

Address	Bedrooms	Type	Price	Sold
 2/58 Kanooka Gr Clayton	3	Townhouse	\$790,000	29 Nov 2025
 4/34-36 Ormond Rd Clayton	3	Townhouse	\$917,000	29 Nov 2025
 1/23 Glenbrook Av Clayton	3	Unit	\$920,000	29 Nov 2025
 1/8 Fortuna St Clayton	4	Townhouse	\$890,000	29 Nov 2025
 124 Moriah St Clayton	3	House	\$1,070,000	29 Nov 2025
 3/25 Evelyn St Clayton	4	Townhouse	\$1,110,000	28 Nov 2025
 1a Morton St Clayton	3	Townhouse	\$820,000	27 Nov 2025
 2/12 Flora Rd Clayton	3	House	\$850,000	27 Nov 2025
 2/43 Alice St Clayton	3	Unit	\$930,000	25 Nov 2025
 2/5 Faulkner St Clayton	4	Townhouse	\$1,280,000	22 Nov 2025

CLAYTON SUBURB REPORT

Address	Bedrooms	Type	Price	Sold
 209/29d Browns Rd Clayton	2	Strata Unit/Flat	\$545,000	21 Nov 2025
 1453 North Rd Clayton	1	House	\$165,000	20 Nov 2025
 5/1303 Centre Rd Clayton	3	Townhouse	\$855,000	18 Nov 2025
 205/9 Renver Rd Clayton	1	Strata Unit/Flat	\$460,500	17 Nov 2025
 2/84 Wellington Rd Clayton	4	Townhouse	\$750,500	16 Nov 2025
 3/1498 North Rd Clayton	3	Flat/Unit/Apartment	\$600,000	16 Nov 2025
 11 Harlington St Clayton	3	House	\$1,016,000	15 Nov 2025
 1/4 Koonawarra St Clayton	3	Unit	\$951,500	15 Nov 2025
 4/60 Prince Charles St Clayton	4	Townhouse	\$1,367,000	15 Nov 2025
 3/50 Madeleine Rd Clayton	3	Townhouse	\$975,000	15 Nov 2025



Mount Waverley Office
280 Stephenson's Road, Mount Waverley
03 8849 8088

jellisraig.com.au

Data is current as of PDF generation date 01/01/2026

* Updated Quarterly for the past 12 months

^ Updated daily for the past quarter

~ Updated daily: 33 recent results.

This publication contains data, analytics, statistics and other information supplied by PROPERTYDATAONLINE PTY LTD (PropertyData). The data provided in this publication is of a general nature and should not be construed as specific advice or relied upon in lieu of appropriate professional advice.

PropertyData relies upon data supplied by third parties and while the data is checked and reviewed, PropertyData does not warrant the accuracy or completeness of the information to the full extent permitted by the law and excludes all loss or damage howsoever arising (including through negligence) in connection with the data supplied by PropertyData. The State of Victoria owns the copyright in the Property Sales Data and reproduction of that data in any way without the consent of the State of Victoria will constitute a breach of the Copyright Act 1968 (cth). The State of Victoria does not warrant the accuracy or completeness of the Property Sales Data and any person using or relying upon such information does so on the basis that the State of Victoria accepts no responsibility or liability whatsoever for any errors, faults, defects or omissions in the information supplied.