



Clayton

Suburb Report



Your connection to property insights



JellisCraig

CLAYTON SUBURB REPORT

Median house price¹

Median

\$1.38m

Quarterly price change

-1.55% ↓

Median unit price¹

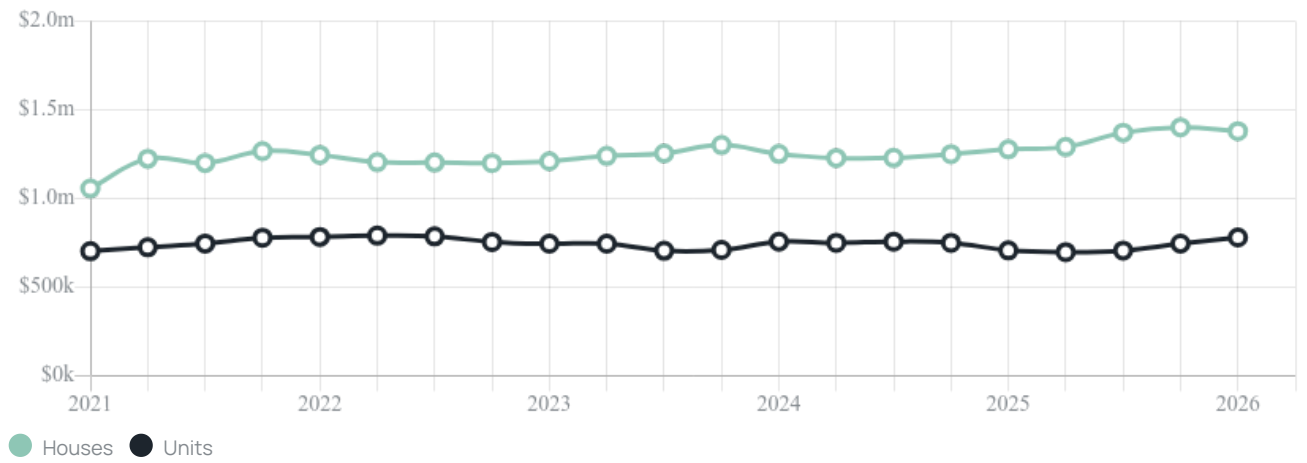
Median

\$780k

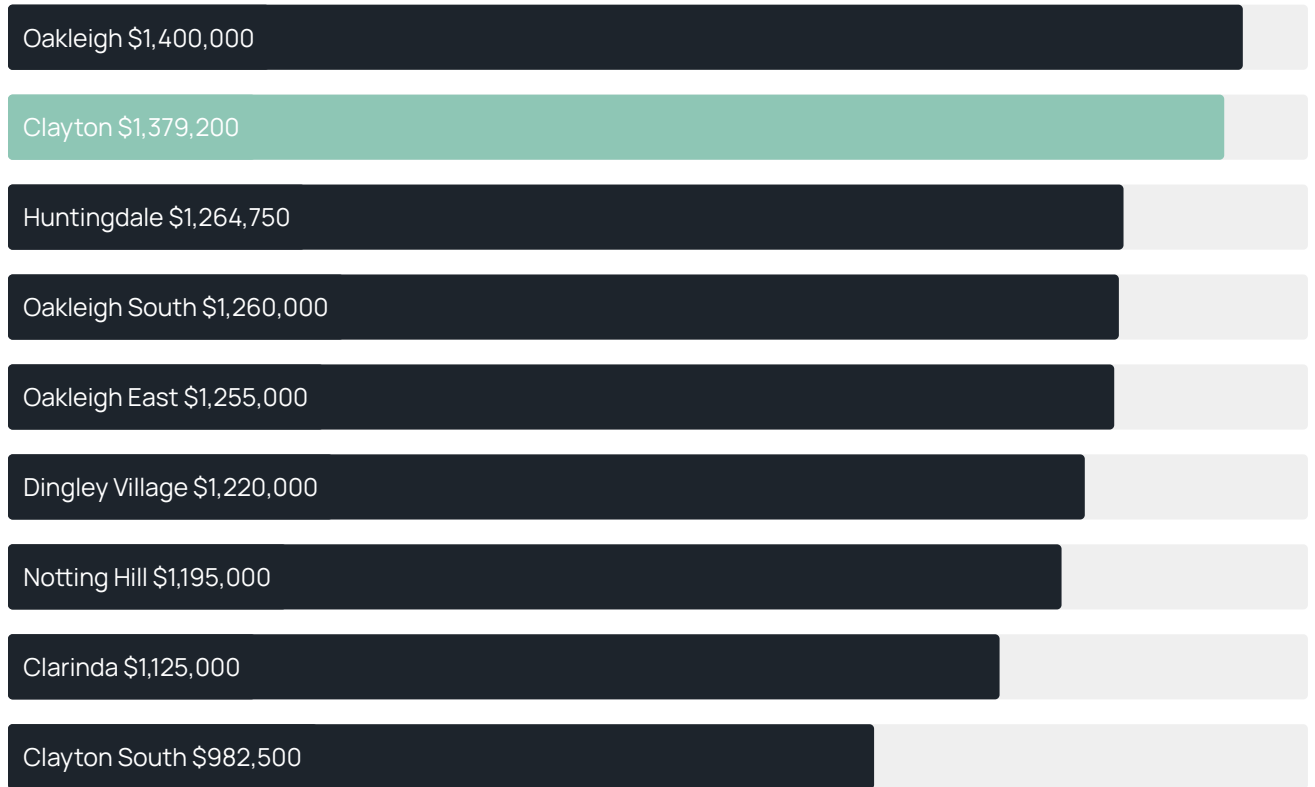
Quarterly price change

4.66% ↑

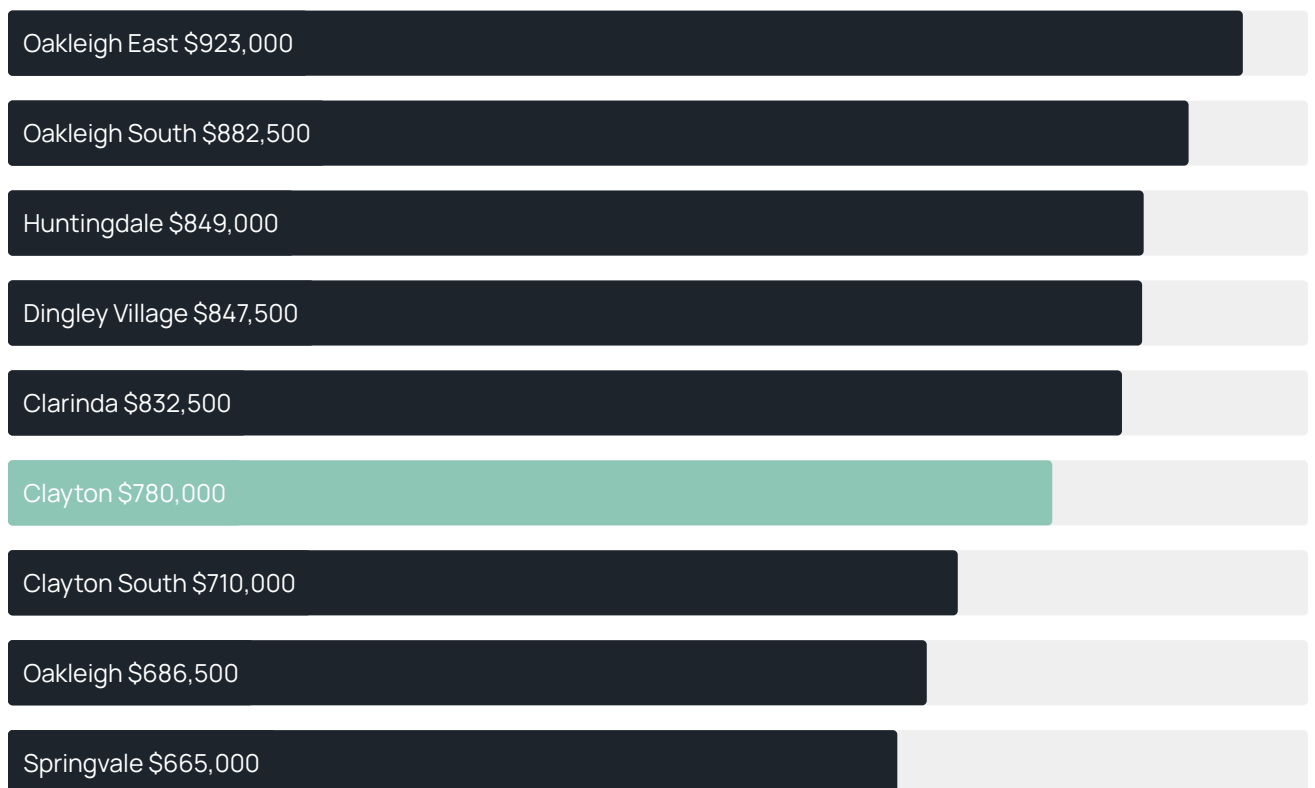
Quarterly price change¹



Median house price¹



Median unit price¹



Sale method²



Auction clearance rate³

72.34%

Median days on market³

32 days

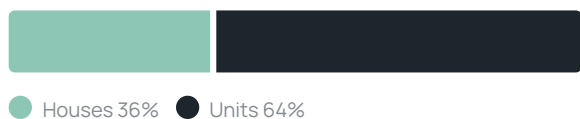
Jellis Craig average inspection attendance per listing⁴

32 groups

Average hold period¹

6.1 years

Dwelling type⁵



Ownership⁵



Population⁵

18,988

Median asking rent¹

\$650 per week

Population growth⁵

-1.91%

Rental yield¹

2.63%

Median age⁵

28 years











Median household size⁵

2.5 people











CLAYTON SUBURB REPORT

Recent Clayton sales









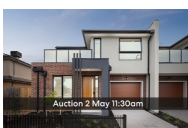

Discover a snapshot of the most recent results for this suburb, to view the full 12 months of sales history, please go to jellisraig.com.au/suburb-reports

Address	Bedrooms	Type	Price	Sold
 105/9 Renver Rd Clayton	1	Apartment	\$380,000	26 Jun 2026
 21c Browns Rd Clayton	2	House	\$675,000	25 Jun 2026
 58 Panorama St Clayton	3	House	\$1,160,000	16 Jun 2026
 70 View St Clayton	3	House	\$1,062,000	13 Jun 2026
 1456 North Rd Clayton	4	House	\$1,295,000	12 Jun 2026
 3/55 Marshall Av Clayton	4	Townhouse	\$975,000	07 Jun 2026
 1/129 Moriah St Clayton	2	Unit	\$774,000	06 Jun 2026
 3/2 Whitburn St Clayton	2	Strata Unit/Flat	\$295,000	01 Jun 2026
 2/1927-1929 Dandenong Rd Clayton	3	Apartment	\$390,250	30 May 2026
 1/98 Moriah St Clayton	3	Unit	\$1,000,000	30 May 2026

CLAYTON SUBURB REPORT

Address	Bedrooms	Type	Price	Sold
 211/29c Browns Rd Clayton	2	Apartment	\$500,000	26 May 2026
 201/29a Browns Rd Clayton	2	Apartment	\$440,000	26 May 2026
 2/51 Margaret St Clayton	4	Townhouse	\$1,018,000	23 May 2026
 1/42 Edinburgh St Clayton	3	Townhouse	\$746,000	23 May 2026
 58 Jaguar Dr Clayton	3	House	\$1,005,000	19 May 2026
 3/3 Marshall Av Clayton	2	Unit	\$680,000	15 May 2026
 207b Carinish Rd Clayton	3	Townhouse	\$850,000	15 May 2026
 903/868 Blackburn Rd Clayton	2	Apartment	\$571,000	14 May 2026
 2/4-6 Manatunga St Clayton	2	Apartment	\$415,000	13 May 2026
 3/25 Dunstan St Clayton	3	Unit	\$903,000	12 May 2026

CLAYTON SUBURB REPORT

Address	Bedrooms	Type	Price	Sold
 68 Scotsburn Av Clayton	3	House	\$958,500	09 May 2026
 75 Carinish Rd Clayton	3	House	\$1,180,000	09 May 2026
 30 Scotsburn Av Clayton	3	House	\$1,060,500	09 May 2026
 4 Gentle St Clayton	3	Townhouse	\$1,074,000	09 May 2026
 2/1 Seascape St Clayton	2	Unit	\$635,000	08 May 2026
 306/6 Clarkson Ct Clayton	2	Apartment	\$550,000	07 May 2026
 11/7 Renver Rd Clayton	2	Townhouse	\$620,000	02 May 2026
 72 Kionga St Clayton	6	House	\$1,501,000	02 May 2026
 207a Carinish Rd Clayton	3	Townhouse	\$842,000	02 May 2026
 1 Lantana St Clayton	4	House	\$1,395,000	29 Apr 2026



Jellis Craig Mount Waverley
280 Stephenson's Road, Mount Waverley
03 8849 8088

Jellis Craig acknowledges and pays our respects to the Bunurong People, the Wadawurrung People, the Dja Dja Wurrung People and the Wurundjeri People as the Traditional Owners and original custodians of the lands on which Jellis Craig operates.

Data is current as of PDF generation date 01/07/2026

- 1 Property Data Online, updated quarterly for the past 12 months
- 2 Property Data Online, updated daily for the past 12 months
- 3 Property Data Online, updated daily for the past quarter
- 4 Jellis Craig's average inspection attendance per listing (houses) over the last 12 months, updated daily
- 5 2021 Australian Census
- 6 Property Data Online, updated daily

This publication contains data, analytics, statistics and other information supplied by PROPERTYDATAONLINE PTY LTD (PropertyData). The data provided in this publication is of a general nature and should not be construed as specific advice or relied upon in lieu of appropriate professional advice.

PropertyData relies upon data supplied by third parties and while the data is checked and reviewed, PropertyData does not warrant the accuracy or completeness of the information to the full extent permitted by the law and excludes all loss or damage howsoever arising (including through negligence) in connection with the data supplied by PropertyData. The State of Victoria owns the copyright in the Property Sales Data and reproduction of that data in any way without the consent of the State of Victoria will constitute a breach of the Copyright Act 1968 (cth). The State of Victoria does not warrant the accuracy or completeness of the Property Sales Data and any person using or relying upon such information does so on the basis that the State of Victoria accepts no responsibility or liability whatsoever for any errors, faults, defects or omissions in the information supplied.