



Clifton Hill

# Suburb Report



Your connection to property insights



JellisCraig

CLIFTON HILL SUBURB REPORT

Median house price<sup>1</sup>

Median

\$1.66m

Quarterly price change

1.55% ↑

Median unit price<sup>1</sup>

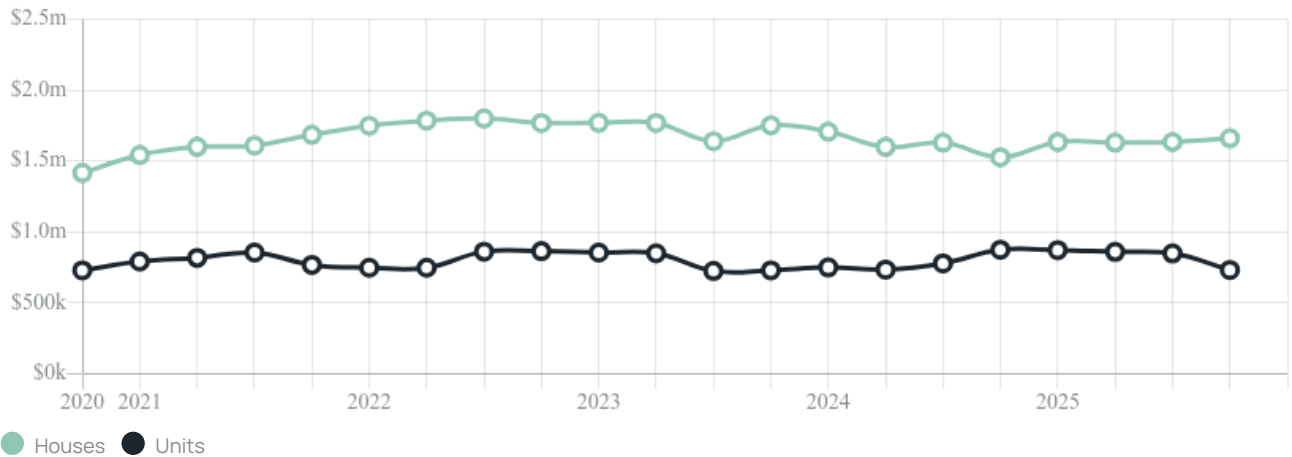
Median

\$733k

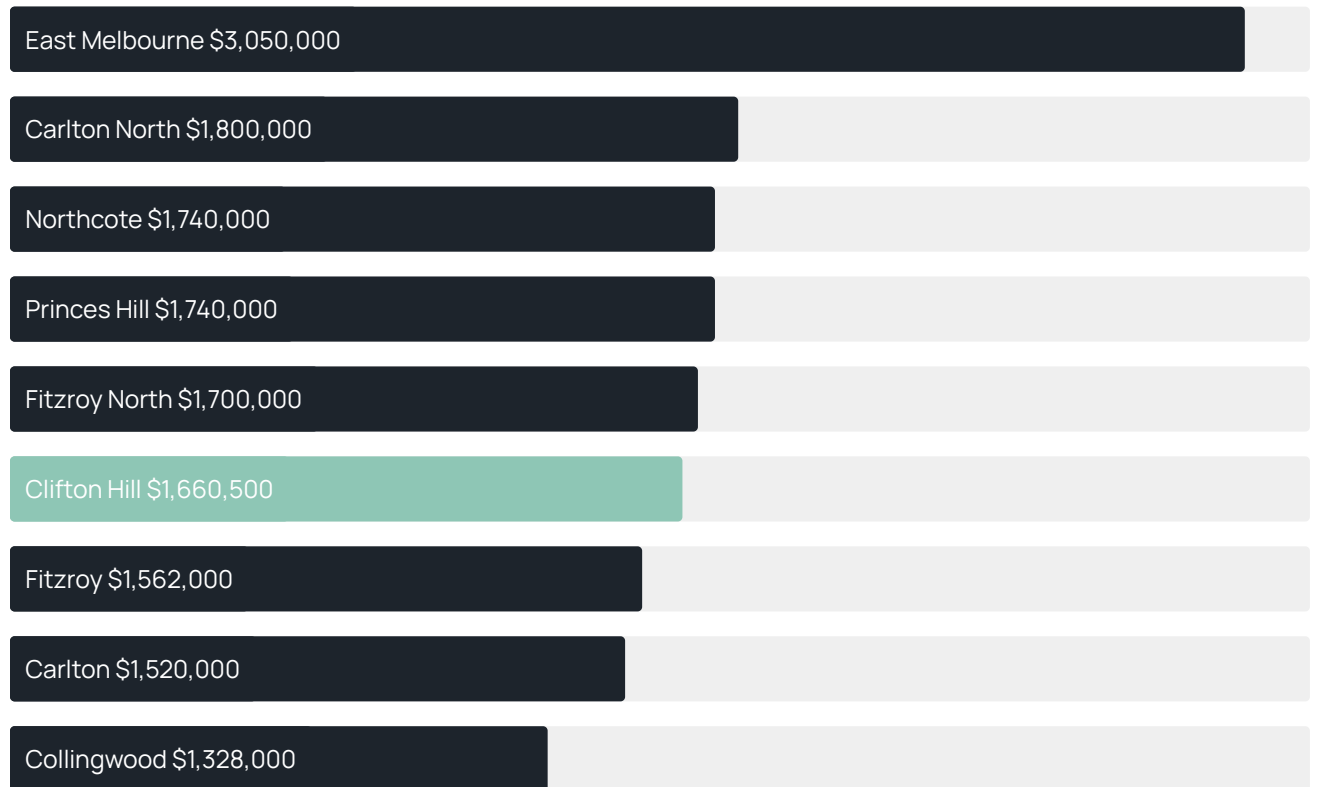
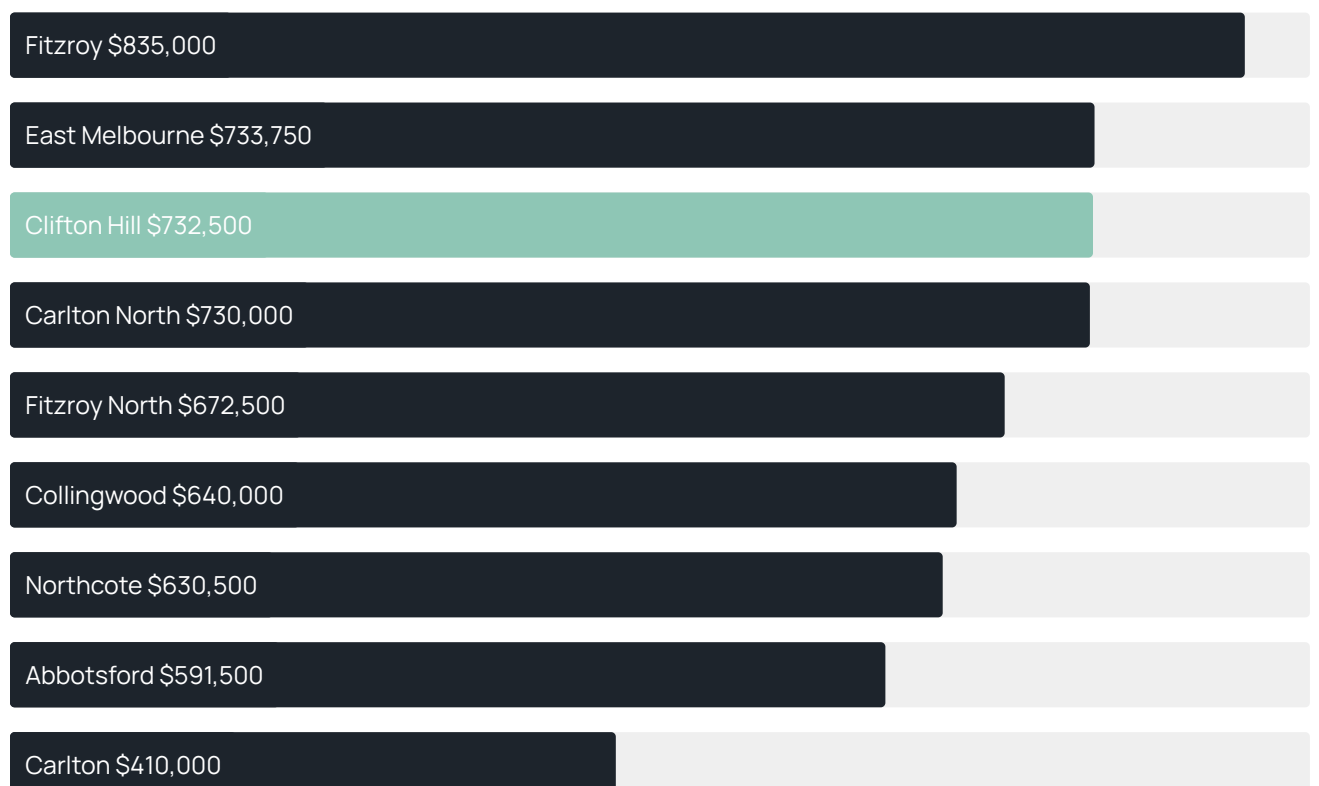
Quarterly price change

-13.72% ↓

Quarterly price change<sup>1</sup>



## CLIFTON HILL SUBURB REPORT

Median house price<sup>1</sup>Median unit price<sup>1</sup>

Sale method<sup>2</sup>Auction clearance rate<sup>3</sup>

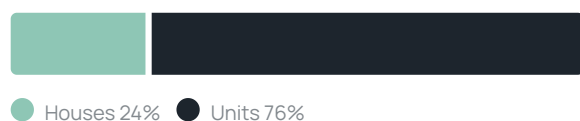
69.23%

Median days on market<sup>3</sup>

24 days

Average hold period<sup>1</sup>

9.2 years

Dwelling type<sup>5</sup>Ownership<sup>5</sup>Population<sup>5</sup>

6,606

Median asking rent<sup>1</sup>

\$850 per week

Population growth<sup>5</sup>

4.18%

Rental yield<sup>1</sup>

2.54%

Median age<sup>5</sup>

37 years











Median household size<sup>5</sup>

2.3 people











## CLIFTON HILL SUBURB REPORT

## Recent Clifton Hill sales











Discover a snapshot of the most recent results for this suburb, to view the full 12 months of sales history, please go to [jellisraig.com.au/suburb-reports](https://jellisraig.com.au/suburb-reports)

Address	Bedrooms	Type	Price	Sold
 1/81 Field St Clifton Hill	2	Apartment	\$901,000	13 Dec 2025
 7 George St Clifton Hill	2	House	\$1,575,000	06 Dec 2025
 20 Grant St Clifton Hill	2	House	\$1,610,000	05 Dec 2025
 12/82 Roseneath St Clifton Hill	3	Townhouse	\$1,090,000	04 Dec 2025
 1/56 John St Clifton Hill	2	Apartment	\$500,000	02 Dec 2025
 7/9 South Tce Clifton Hill	1	Apartment	\$415,000	28 Nov 2025
 207/27 Groom St Clifton Hill	1	Apartment	\$665,000	26 Nov 2025
 10/122 Roseneath St Clifton Hill	3	Townhouse	\$1,255,000	26 Nov 2025
 4 Spensley St Clifton Hill	4	House	\$2,031,000	22 Nov 2025
 92 Roseneath St Clifton Hill	1	Apartment	\$687,000	22 Nov 2025

## CLIFTON HILL SUBURB REPORT

Address	Bedrooms	Type	Price	Sold
 43 Alexander St Clifton Hill	2	House	\$1,220,000	21 Nov 2025
 81 Ogrady St Clifton Hill	2	House	\$1,529,000	17 Nov 2025
 11/1 Marshall Pl Clifton Hill	2	Townhouse	\$1,170,000	08 Nov 2025
 244 Alexandra Pde.E CLIFTON HILL	2	House	\$1,900,000	07 Nov 2025
 7/32 The Esplanade Clifton Hill	2	Subdivided Unit/Villa/Townhouse	\$650,000	05 Nov 2025
 67 Heidelberg Rd Clifton Hill	4	House	\$1,820,000	31 Oct 2025
 3/1 Barries Pl Clifton Hill	1	Apartment	\$342,000	30 Oct 2025
 5/41 Dally St Clifton Hill	1	Apartment	\$765,000	25 Oct 2025
 57 Alexander St Clifton Hill	3	House	\$1,600,000	21 Oct 2025
 51 Dwyer St Clifton Hill	2	House	\$1,605,000	16 Oct 2025

## CLIFTON HILL SUBURB REPORT

Address	Bedrooms	Type	Price	Sold
 29 Dally St Clifton Hill	2	House	\$1,200,000	16 Oct 2025
 33 Spensley St Clifton Hill	3	House	\$650,000	09 Oct 2025
 G7/210 Alexandra Pde Clifton Hill	3	Subdivided Unit/Villa/Townhouse	\$1,282,000	08 Oct 2025
 13/16 The Esplanade Clifton Hill	2	Unit	\$620,000	24 Sep 2025
 6/2 Groom St Clifton Hill	3	Townhouse	\$1,372,500	23 Sep 2025
 3/34 Groom St Clifton Hill	3	Townhouse	\$1,300,000	19 Sep 2025
 30 Myrtle St Clifton Hill	3	House	\$1,585,000	18 Sep 2025
 153 Ramsden St Clifton Hill	4	Townhouse	\$1,560,000	18 Sep 2025
 10/9 South Tce Clifton Hill	3	Subdivided Unit/Villa/Townhouse	\$415,000	18 Sep 2025
 2/37 Yambla St Clifton Hill	2	Unit	\$715,000	17 Sep 2025





**Jellis Craig Fitzroy**  
189 Johnston Street, Fitzroy  
03 8415 6100

Jellis Craig acknowledges and pays our respects to the Bunurong People, the Wadawurrung People, the Dja Dja Wurrung People and the Wurundjeri People as the Traditional Owners and original custodians of the lands on which Jellis Craig operates.

---

Data is current as of PDF generation date 01/02/2026

1 Property Data Online, updated quarterly for the past 12 months

2 Property Data Online, updated daily for the past 12 months

3 Property Data Online, updated daily for the past quarter

4 Jellis Craig's average inspection attendance per listing (houses) over the last 12 months, updated daily

5 2021 Australian Census

6 Property Data Online, updated daily

This publication contains data, analytics, statistics and other information supplied by PROPERTYDATAONLINE PTY LTD (PropertyData). The data provided in this publication is of a general nature and should not be construed as specific advice or relied upon in lieu of appropriate professional advice.

PropertyData relies upon data supplied by third parties and while the data is checked and reviewed, PropertyData does not warrant the accuracy or completeness of the information to the full extent permitted by the law and excludes all loss or damage howsoever arising (including through negligence) in connection with the data supplied by PropertyData. The State of Victoria owns the copyright in the Property Sales Data and reproduction of that data in any way without the consent of the State of Victoria will constitute a breach of the Copyright Act 1968 (cth). The State of Victoria does not warrant the accuracy or completeness of the Property Sales Data and any person using or relying upon such information does so on the basis that the State of Victoria accepts no responsibility or liability whatsoever for any errors, faults, defects or omissions in the information supplied.