



Clifton Hill

Suburb Report



Your connection to property insights



JellisCraig

CLIFTON HILL SUBURB REPORT

Median house price¹

Median

\$1.68m

Quarterly price change

-0.17% ↓

Median unit price¹

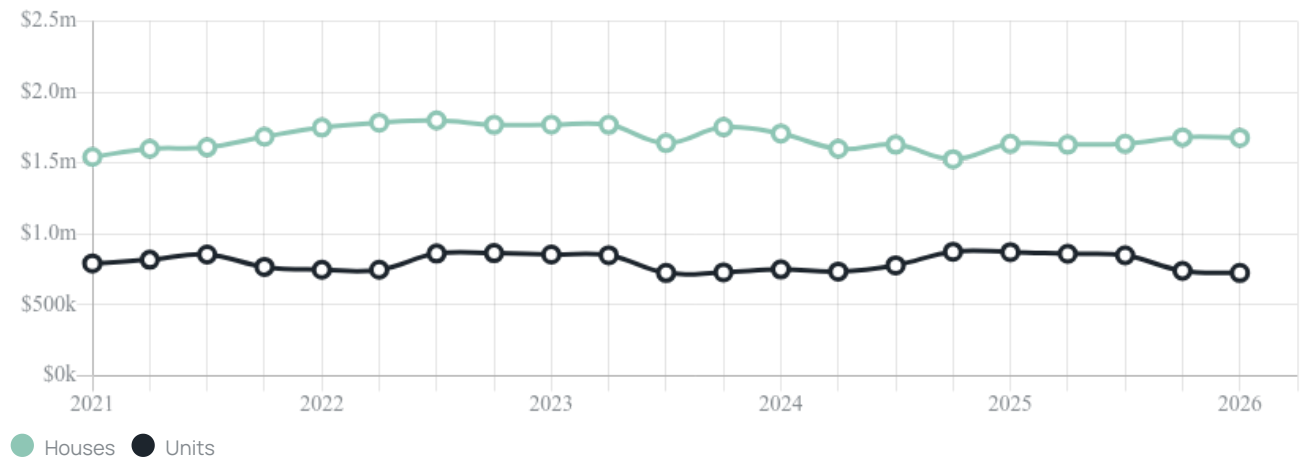
Median

\$725k

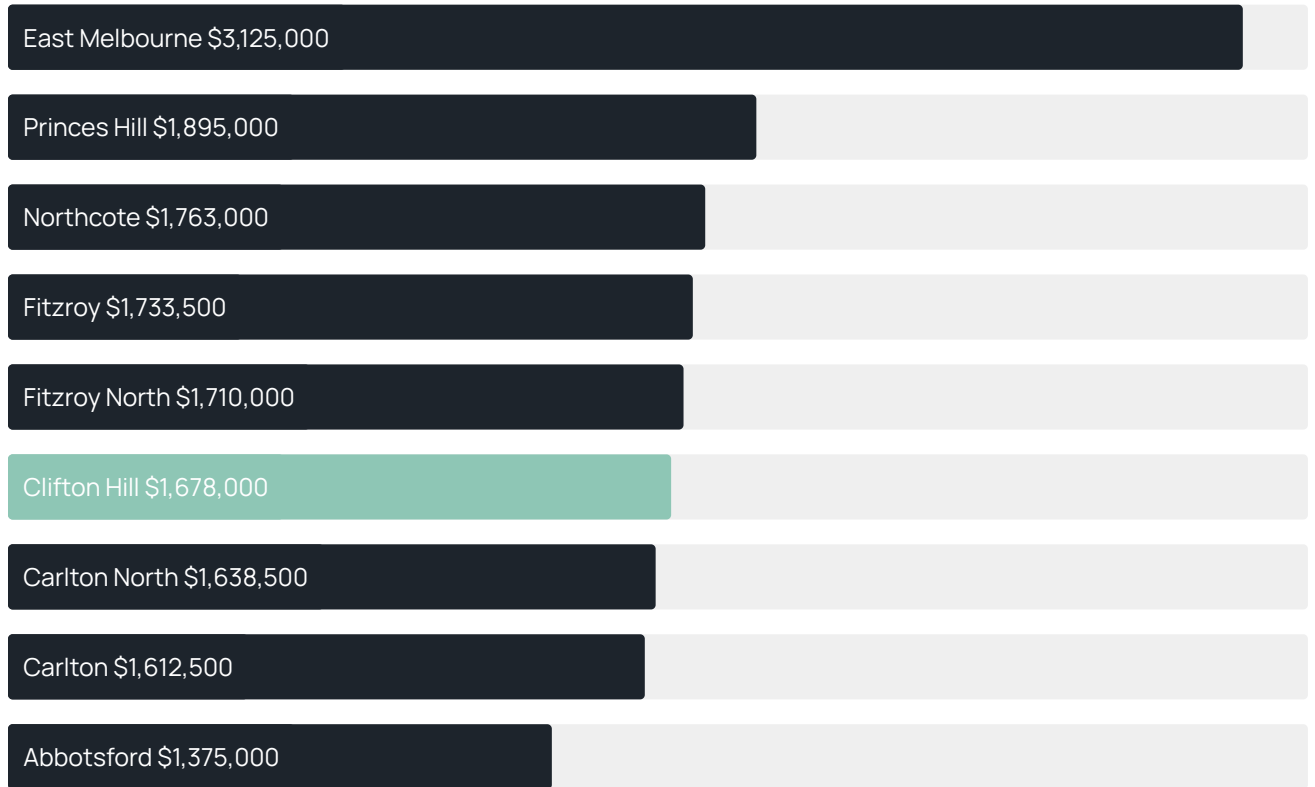
Quarterly price change

-2.02% ↓

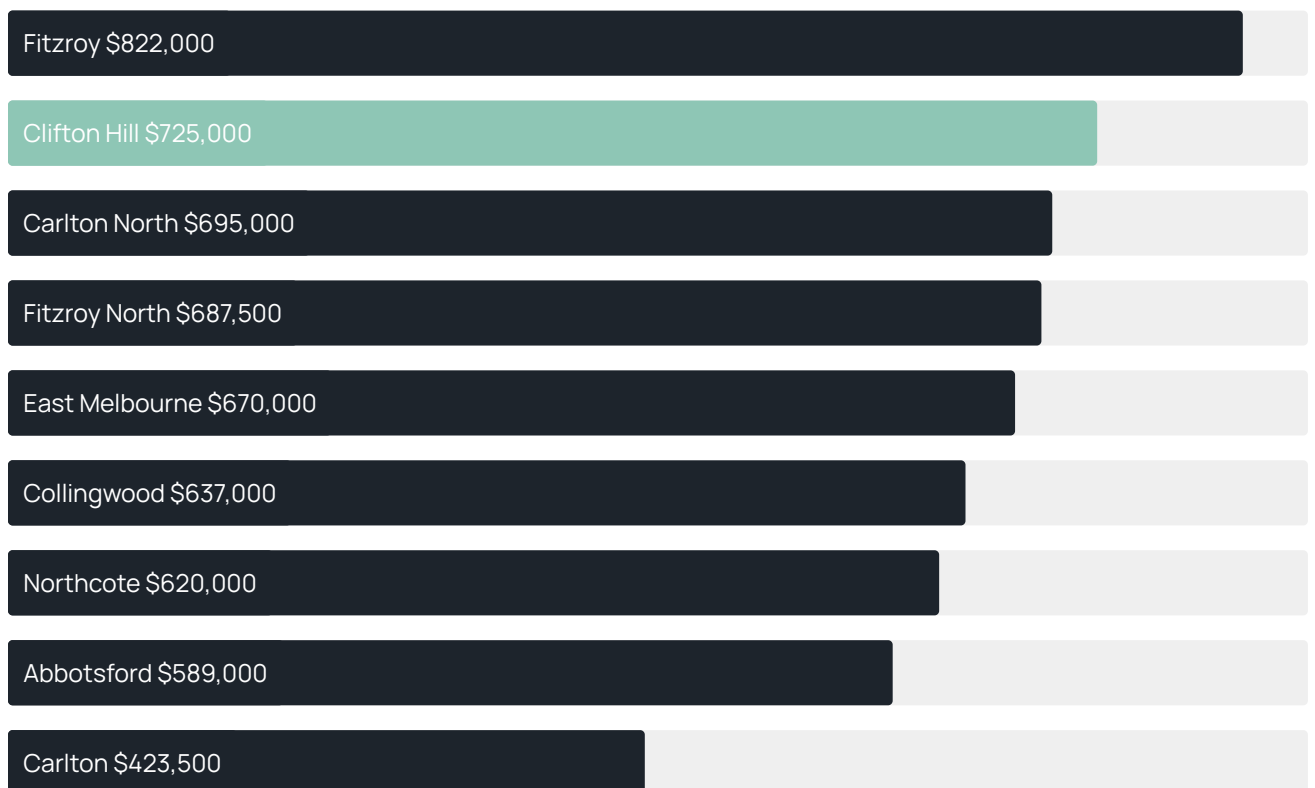
Quarterly price change¹



Median house price¹



Median unit price¹



Sale method²



Auction clearance rate³

52.63%

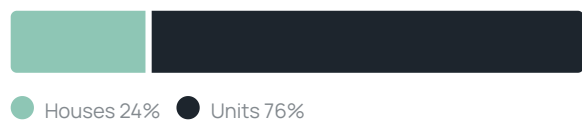
Median days on market³

27 days

Average hold period¹

9.2 years

Dwelling type⁵



Ownership⁵



Population⁵

6,606

Median asking rent¹

\$850 per week

Population growth⁵

4.18%

Rental yield¹

2.54%

Median age⁵

37 years











Median household size⁵

2.3 people











CLIFTON HILL SUBURB REPORT

Recent Clifton Hill sales











Discover a snapshot of the most recent results for this suburb, to view the full 12 months of sales history, please go to jellisraig.com.au/suburb-reports

Address	Bedrooms	Type	Price	Sold
 49 Dwyer St Clifton Hill	3	House	\$1,857,500	30 May 2026
 29 Fenwick St Clifton Hill	2	House	\$1,260,000	14 May 2026
 108/27 Groom St Clifton Hill	2	Apartment	\$810,000	14 May 2026
 642 Smith St Clifton Hill	4	Townhouse	\$1,410,000	05 May 2026
 135 Ramsden St Clifton Hill	2	House	\$1,100,000	02 May 2026
 5/41 Fenwick St Clifton Hill	2	Apartment	\$675,000	14 Apr 2026
 21 Hilton St Clifton Hill	2	House	\$1,045,000	11 Apr 2026
 4/266 Alexandra Pde.E Clifton Hill	1	Apartment	\$405,000	27 Mar 2026
 3/37 Groom St Clifton Hill	3	Townhouse	\$1,850,000	21 Mar 2026
 237 Gold St Clifton Hill	5	House	\$3,260,000	21 Mar 2026

CLIFTON HILL SUBURB REPORT

Address	Bedrooms	Type	Price	Sold
 208/139 Noone St Clifton Hill	1	Subdivided Unit/Villa/Townhouse	\$540,000	20 Mar 2026
 133 Roseneath St Clifton Hill	2	House	\$1,537,000	19 Mar 2026
 23a Hodgkinson St Clifton Hill	3	House	\$2,225,000	18 Mar 2026
 97 Ramsden St Clifton Hill	4	House	\$2,080,000	18 Mar 2026
 3A Myrtle St Clifton Hill	2	House	\$1,460,000	14 Mar 2026
 7 Page St Clifton Hill	3	House	\$1,467,500	14 Mar 2026
 4/266 Alexandra Pde Clifton Hill	1	Subdivided Unit/Villa/Townhouse	\$405,000	13 Mar 2026
 142 Noone St Clifton Hill	2	House	\$1,200,000	06 Mar 2026
 45 John St Clifton Hill	3	Townhouse (Conjoined)	\$1,000,000	03 Mar 2026
 4a Groom St Clifton Hill	2	House	\$1,550,000	01 Mar 2026

CLIFTON HILL SUBURB REPORT

Address	Bedrooms	Type	Price	Sold
 81 Ramsden St Clifton Hill	3	House	\$1,917,000	28 Feb 2026
 32a Spensley St Clifton Hill	2	House	\$1,675,000	28 Feb 2026
 74 Noone St Clifton Hill	2	House	\$1,192,500	28 Feb 2026
 62 Walker St Clifton Hill	5	House	\$4,450,000	27 Feb 2026
 51 Dally St CLIFTON HILL	3	House	\$1,575,000	27 Feb 2026
 1/41 Fenwick St Clifton Hill	2	Apartment	\$665,500	26 Feb 2026
 11a Noone St Clifton Hill	3	House	\$1,655,000	25 Feb 2026
 308/122 Roseneath St Clifton Hill	1	Subdivided Unit/Villa/Townhouse	\$495,000	23 Feb 2026
 45 Ogrady St Clifton Hill	4	House	\$2,000,000	21 Feb 2026
 33 Hodgkinson St Clifton Hill	3	House	\$1,650,000	13 Feb 2026



Jellis Craig Fitzroy
189 Johnston Street, Fitzroy
03 8415 6100

Jellis Craig acknowledges and pays our respects to the Bunurong People, the Wadawurrung People, the Dja Dja Wurrung People and the Wurundjeri People as the Traditional Owners and original custodians of the lands on which Jellis Craig operates.

Data is current as of PDF generation date 01/06/2026

- 1 Property Data Online, updated quarterly for the past 12 months
- 2 Property Data Online, updated daily for the past 12 months
- 3 Property Data Online, updated daily for the past quarter
- 4 Jellis Craig's average inspection attendance per listing (houses) over the last 12 months, updated daily
- 5 2021 Australian Census
- 6 Property Data Online, updated daily

This publication contains data, analytics, statistics and other information supplied by PROPERTYDATAONLINE PTY LTD (PropertyData). The data provided in this publication is of a general nature and should not be construed as specific advice or relied upon in lieu of appropriate professional advice.

PropertyData relies upon data supplied by third parties and while the data is checked and reviewed, PropertyData does not warrant the accuracy or completeness of the information to the full extent permitted by the law and excludes all loss or damage howsoever arising (including through negligence) in connection with the data supplied by PropertyData. The State of Victoria owns the copyright in the Property Sales Data and reproduction of that data in any way without the consent of the State of Victoria will constitute a breach of the Copyright Act 1968 (cth). The State of Victoria does not warrant the accuracy or completeness of the Property Sales Data and any person using or relying upon such information does so on the basis that the State of Victoria accepts no responsibility or liability whatsoever for any errors, faults, defects or omissions in the information supplied.