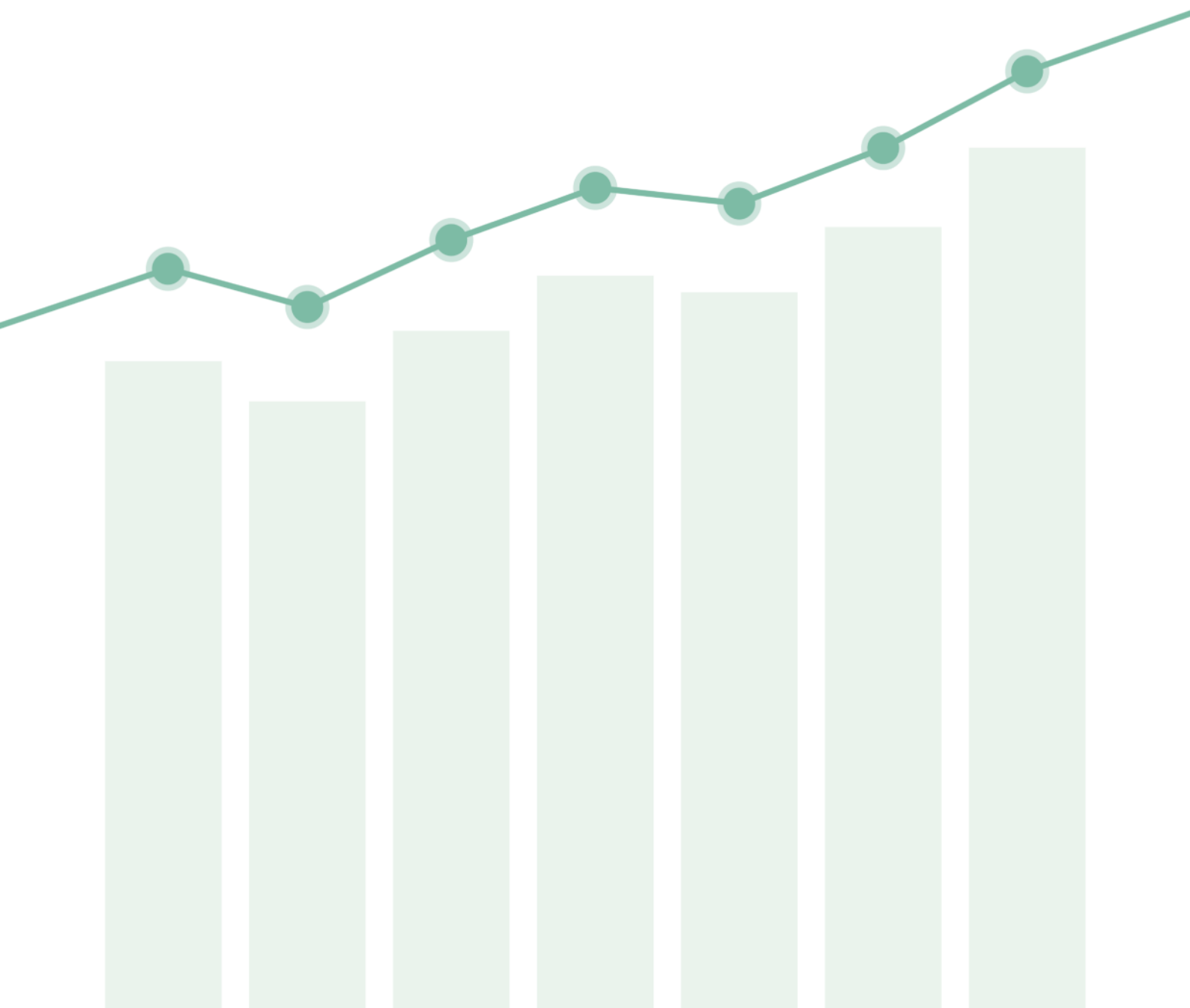


JellisCraig

CLIFTON SPRINGS

Suburb Report

Know your neighbourhood.



CLIFTON SPRINGS SUBURB REPORT

Median House Price*


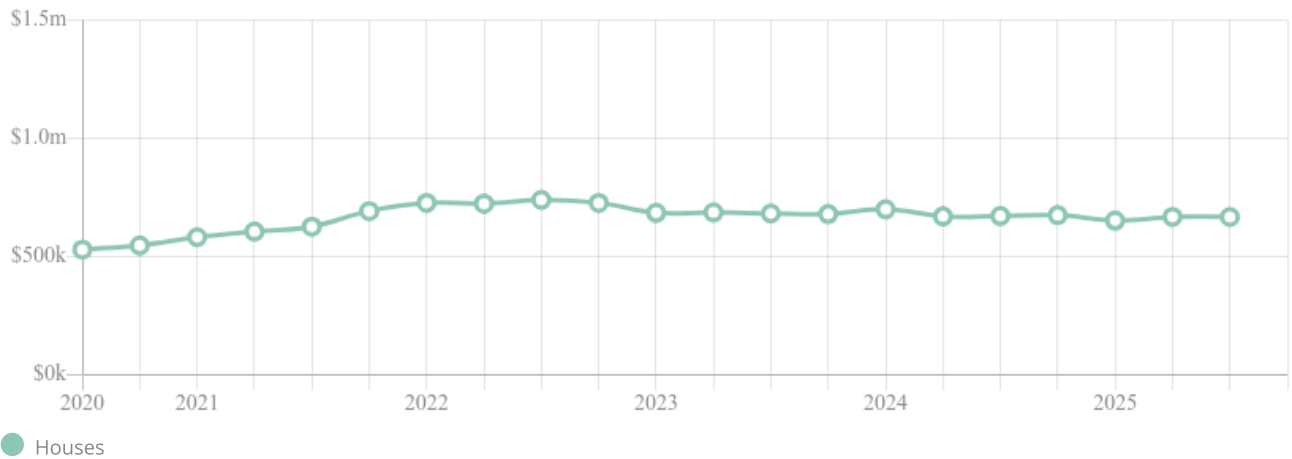
Median

\$668k

Quarterly Price Change

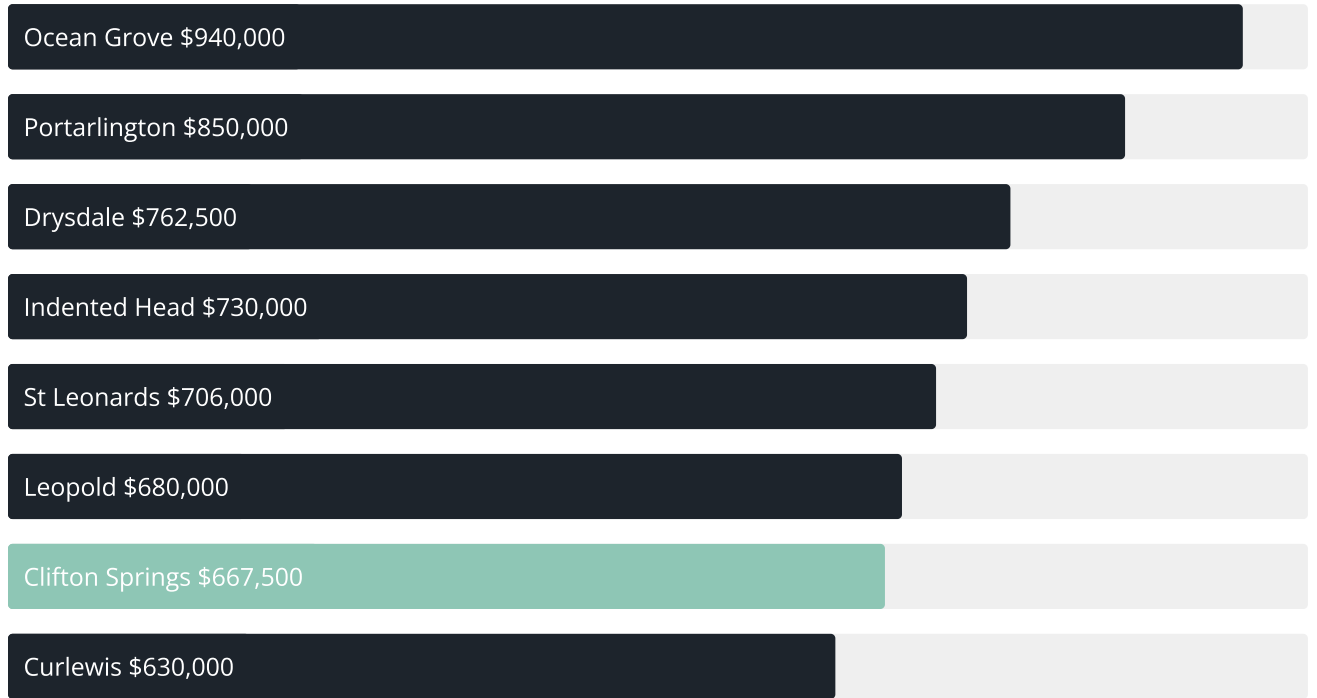
-0.07%↓

Quarterly Price Change*



CLIFTON SPRINGS SUBURB REPORT

Median House Sale Price^{*}



Median Unit Sale Price^{*}



CLIFTON SPRINGS SUBURB REPORT

Sale Method^{*}

● Private 100%

Median Days on Market[^]

34 days

Average Hold Period^{*}

7.0 years

Dwelling Type[^]

● Houses 98% ● Units 2%

Ownership[^]

● Owned Outright 46% ● Mortgaged 40% ● Rented 15%

Population[^]

7,646

Median Asking Rent per week^{*}

\$480

Median Age[^]

48 years

Rental Yield^{*}











3.65%

Median Household Size[^]











2.3 people

CLIFTON SPRINGS SUBURB REPORT











Discover a snapshot of the most recent results for this suburb, to view the full 12 months of sales history, please go to jellisraig.com.au/suburbinsights

Address	Bedrooms	Type	Price	Sold
 24 Thamballina Rd Clifton Springs	3	House	\$670,000	24 Nov 2025
 18 Derribong Way Clifton Springs	3	House	\$695,000	17 Nov 2025
 40 Coronae Dr Clifton Springs	3	House	\$720,000	15 Nov 2025
 53 Kewarra Dr Clifton Springs	3	House	\$783,500	14 Nov 2025
 11-12 Tingara Ct Clifton Springs	3	House	\$845,000	10 Nov 2025
 59 Beacon Point Rd Clifton Springs	3	House	\$660,000	07 Nov 2025
 5 Doug Way Clifton Springs	4	House	\$837,500	06 Nov 2025
 14 Panpandi Dr CLIFTON SPRINGS	3	House	\$723,000	05 Nov 2025
 23 Kanyanya Av Clifton Springs	5	House	\$730,000	04 Nov 2025
 32 Bay Shore Av Clifton Springs	4	House	\$727,000	04 Nov 2025

CLIFTON SPRINGS SUBURB REPORT

Address	Bedrooms	Type	Price	Sold
 4 Karrin Ct Clifton Springs	4	House	\$685,000	31 Oct 2025
 16 Leawarra Way Clifton Springs	3	House	\$601,000	24 Oct 2025
 4 Mokera Av Clifton Springs	3	House	\$607,500	21 Oct 2025
 34 Carapooka Av Clifton Springs	3	House	\$590,000	16 Oct 2025
 3 Amarina Rd Clifton Springs	3	House	\$595,000	16 Oct 2025
 10 Allara Ct Clifton Springs	3	House	\$690,000	14 Oct 2025
 80 Beacon Point Rd Clifton Springs	4	House	\$735,000	09 Oct 2025
 5 Kadumba Av Clifton Springs	3	House	\$640,000	09 Oct 2025
 6 Carapooka Av Clifton Springs	3	House	\$703,000	08 Oct 2025
 44 Kewarra Dr Clifton Springs	5	House	\$690,000	07 Oct 2025

CLIFTON SPRINGS SUBURB REPORT

Address	Bedrooms	Type	Price	Sold
 22 Centaurus Av Clifton Springs	3	House	\$650,000	07 Oct 2025
 3 Waulu Av Clifton Springs	3	House	\$636,000	07 Oct 2025
 7 Illawarra Way Clifton Springs	3	House	\$540,000	06 Oct 2025
 9 Whitcombes Rd Clifton Springs	4	House	\$714,000	03 Oct 2025
 65 Narawi Av Clifton Springs	3	House	\$547,500	01 Oct 2025
 56 Narawi Av Clifton Springs	4	House	\$800,000	29 Sep 2025
 129 Bay Shore Av CLIFTON SPRINGS	4	House	\$957,500	23 Sep 2025
 46 Dundundra Dr Clifton Springs	3	House	\$581,000	23 Sep 2025
 56 Coolangatta Dr Clifton Springs	3	House	\$630,000	23 Sep 2025
 22 Kiama Way Clifton Springs	4	House	\$915,000	19 Sep 2025



Barwon Heads Office
Shop 2, 68 Hitchcock Avenue, Barwon Heads, 3227
03 9088 8968

jellisraig.com.au

Data is current as of PDF generation date 01/12/2025

* Updated Quarterly for the past 12 months

^ Updated daily for the past quarter

~ Updated daily: 33 recent results.

This publication contains data, analytics, statistics and other information supplied by PROPERTYDATAONLINE PTY LTD (PropertyData). The data provided in this publication is of a general nature and should not be construed as specific advice or relied upon in lieu of appropriate professional advice.

PropertyData relies upon data supplied by third parties and while the data is checked and reviewed, PropertyData does not warrant the accuracy or completeness of the information to the full extent permitted by the law and excludes all loss or damage howsoever arising (including through negligence) in connection with the data supplied by PropertyData. The State of Victoria owns the copyright in the Property Sales Data and reproduction of that data in any way without the consent of the State of Victoria will constitute a breach of the Copyright Act 1968 (cth). The State of Victoria does not warrant the accuracy or completeness of the Property Sales Data and any person using or relying upon such information does so on the basis that the State of Victoria accepts no responsibility or liability whatsoever for any errors, faults, defects or omissions in the information supplied.