

JellisCraig

COBURG NORTH

Suburb Report

Know your neighbourhood.



COBURG NORTH SUBURB REPORT

Median House Price*

Median

\$1.10m

Quarterly Price Change

4.76% ↑

Median Unit Price*

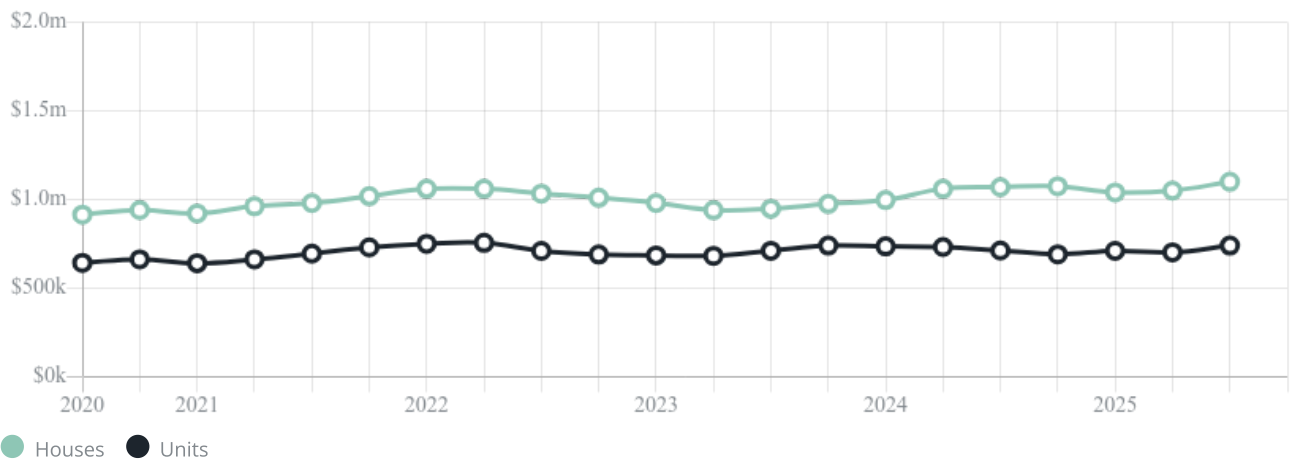
Median

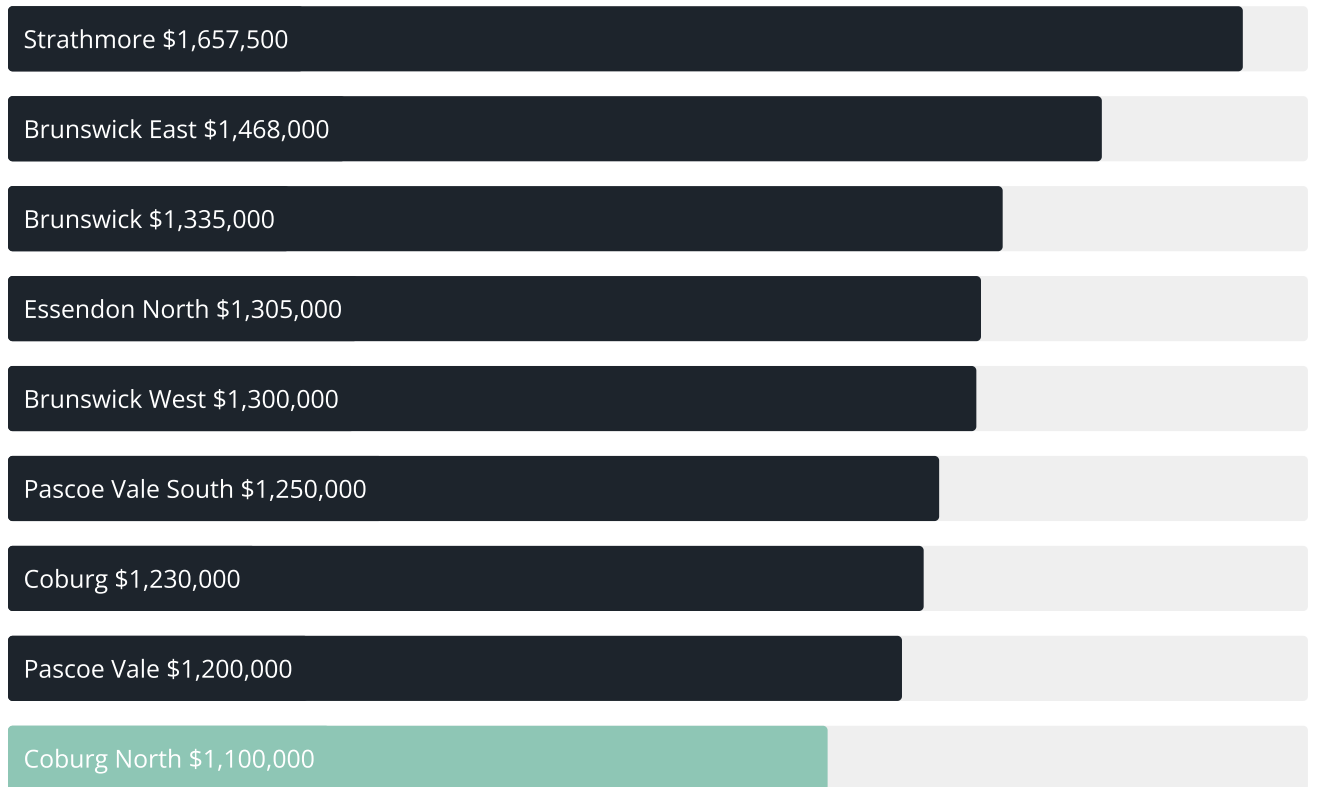
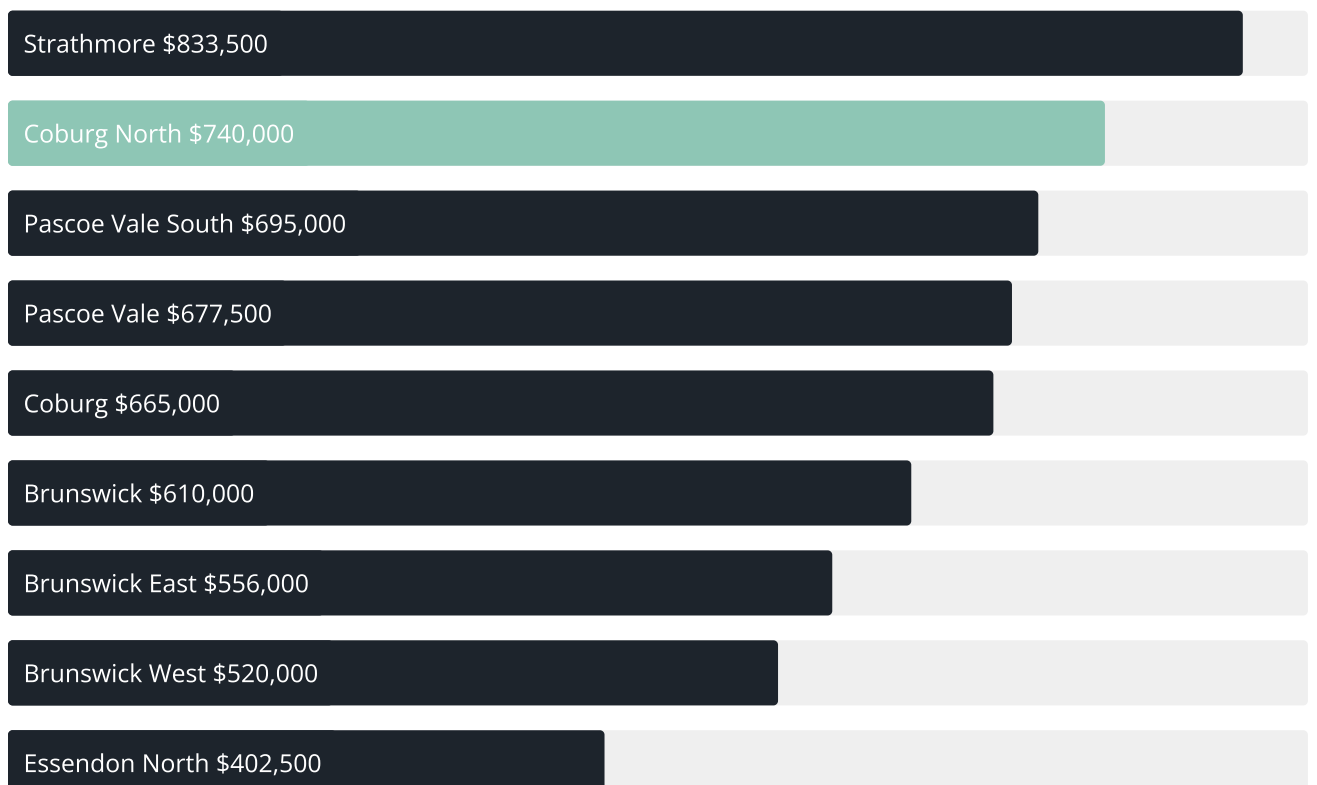
\$740k

Quarterly Price Change

5.41% ↑

Quarterly Price Change*



Median House Sale Price^{*}Median Unit Sale Price^{*}

COBURG NORTH SUBURB REPORT

Sale Method*



Auction Clearance Rate*

85.71%

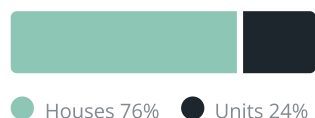
Median Days on Market^

24 days

Average Hold Period*

6.4 years

Dwelling Type^



Ownership^



Population^

8,327

Median Asking Rent per week*

\$648

Population Growth^

9.55%

Rental Yield*

2.92%

Median Age^











38 years

Median Household Size^











2.5 people

COBURG NORTH SUBURB REPORT











Discover a snapshot of the most recent results for this suburb, to view the full 12 months of sales history, please go to jellisicraig.com.au/suburbinsights

Address	Bedrooms	Type	Price	Sold
 44 Snapshot Dr Coburg North	3	Townhouse	\$1,005,000	29 Nov 2025
 30 Whitton Pde Coburg North	3	House	\$1,290,000	29 Nov 2025
 11 Focus Dr Coburg North	2	Townhouse	\$740,000	26 Nov 2025
 96 Newlands Rd Coburg North	4	House	\$1,170,000	21 Nov 2025
 21 Mehegan Av Coburg North	3	House	\$851,700	18 Nov 2025
 22 Spry St Coburg North	3	House	\$1,326,000	15 Nov 2025
 19 Aperture St Coburg North	2	Townhouse	\$760,000	11 Nov 2025
 36 Jackson Pde Coburg North	3	House	\$1,030,000	25 Oct 2025
 39 Mashoobra St Coburg North	3	House	\$1,390,000	25 Oct 2025
 2 Keane St Coburg North	4	House	\$2,060,000	24 Oct 2025

COBURG NORTH SUBURB REPORT

Address	Bedrooms	Type	Price	Sold
 1/4 Manly Ct Coburg North	2	Townhouse	\$710,000	22 Oct 2025
 71 Camera Wlk Coburg North	2	Townhouse	\$770,000	22 Oct 2025
 1/6 Blanche Ct Coburg North	2	Unit	\$780,000	08 Oct 2025
 1/53 Lincoln Av Coburg North	2	Townhouse	\$850,000	07 Oct 2025
 2/21 Orvieto St Coburg North	2	Villa	\$660,000	02 Oct 2025
 6 Emma Ct Coburg North	3	House	\$1,120,000	29 Sep 2025
 87 Boundary Rd Coburg North	3	House	\$910,000	22 Sep 2025
 2/4 Sharp Gr Coburg North	2	Townhouse	\$812,500	20 Sep 2025
 12 Ronald St Coburg North	3	House	\$1,135,000	20 Sep 2025
 1/27 Spry St Coburg North	2	Villa	\$775,000	20 Sep 2025

COBURG NORTH SUBURB REPORT

Address	Bedrooms	Type	Price	Sold
 7/25a Arthur St Coburg North	2	Subdivided Unit/Villa/Townhouse	\$390,000	17 Sep 2025
 15 Adler Gr Coburg North	3	House	\$146,250	15 Sep 2025
 44 Goleen St Coburg North	3	House	\$1,000,000	12 Sep 2025
 62 Shorts Rd Coburg North	3	House	\$850,000	09 Sep 2025
 19 Rollo St Coburg North	3	Townhouse	\$770,000	06 Sep 2025
 4 Smith St Coburg North	3	Unit	\$935,000	06 Sep 2025
 89 Spectrum Way Coburg North	2	Townhouse	\$740,000	05 Sep 2025
 26 Pixel Cirt Coburg North	2	Unit	\$762,000	30 Aug 2025
 6/48 Bakers Rd Coburg North	2	Townhouse	\$490,000	30 Aug 2025
 16 Blanche Ct COBURG NORTH	2	House	\$820,000	28 Aug 2025



Brunswick Office
179 Sydney Rd, Brunswick
03 9387 5888

jellisraig.com.au

Data is current as of PDF generation date 01/12/2025

* Updated Quarterly for the past 12 months

^ Updated daily for the past quarter

~ Updated daily: 33 recent results.

This publication contains data, analytics, statistics and other information supplied by PROPERTYDATAONLINE PTY LTD (PropertyData). The data provided in this publication is of a general nature and should not be construed as specific advice or relied upon in lieu of appropriate professional advice.

PropertyData relies upon data supplied by third parties and while the data is checked and reviewed, PropertyData does not warrant the accuracy or completeness of the information to the full extent permitted by the law and excludes all loss or damage howsoever arising (including through negligence) in connection with the data supplied by PropertyData. The State of Victoria owns the copyright in the Property Sales Data and reproduction of that data in any way without the consent of the State of Victoria will constitute a breach of the Copyright Act 1968 (cth). The State of Victoria does not warrant the accuracy or completeness of the Property Sales Data and any person using or relying upon such information does so on the basis that the State of Victoria accepts no responsibility or liability whatsoever for any errors, faults, defects or omissions in the information supplied.