



Coburg North

Suburb Report



Your connection to property insights



JellisCraig

COBURG NORTH SUBURB REPORT

Median house price¹

Median

\$1.10m

Quarterly price change

4.76% ↑

Median unit price¹

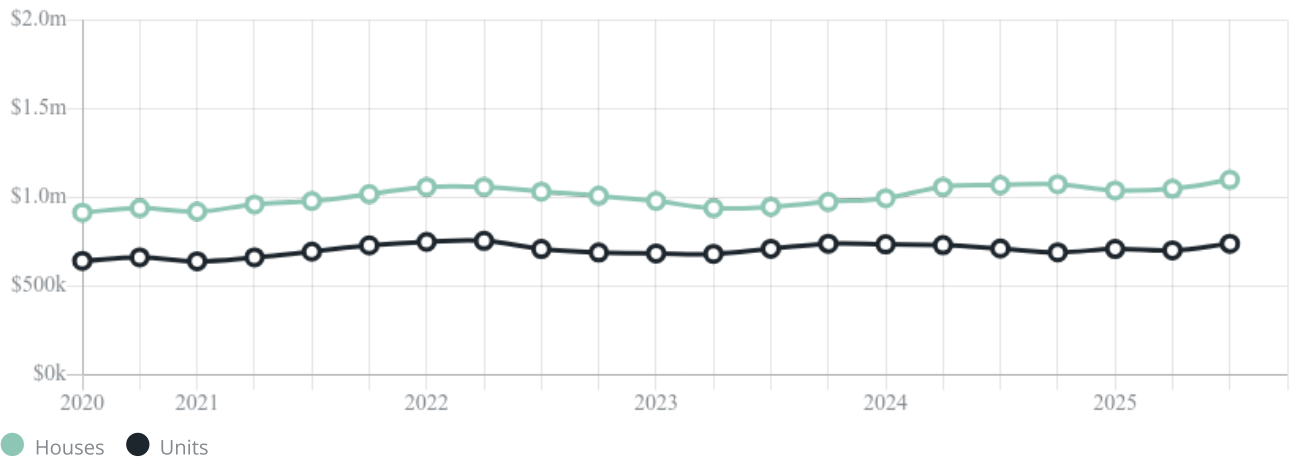
Median

\$740k

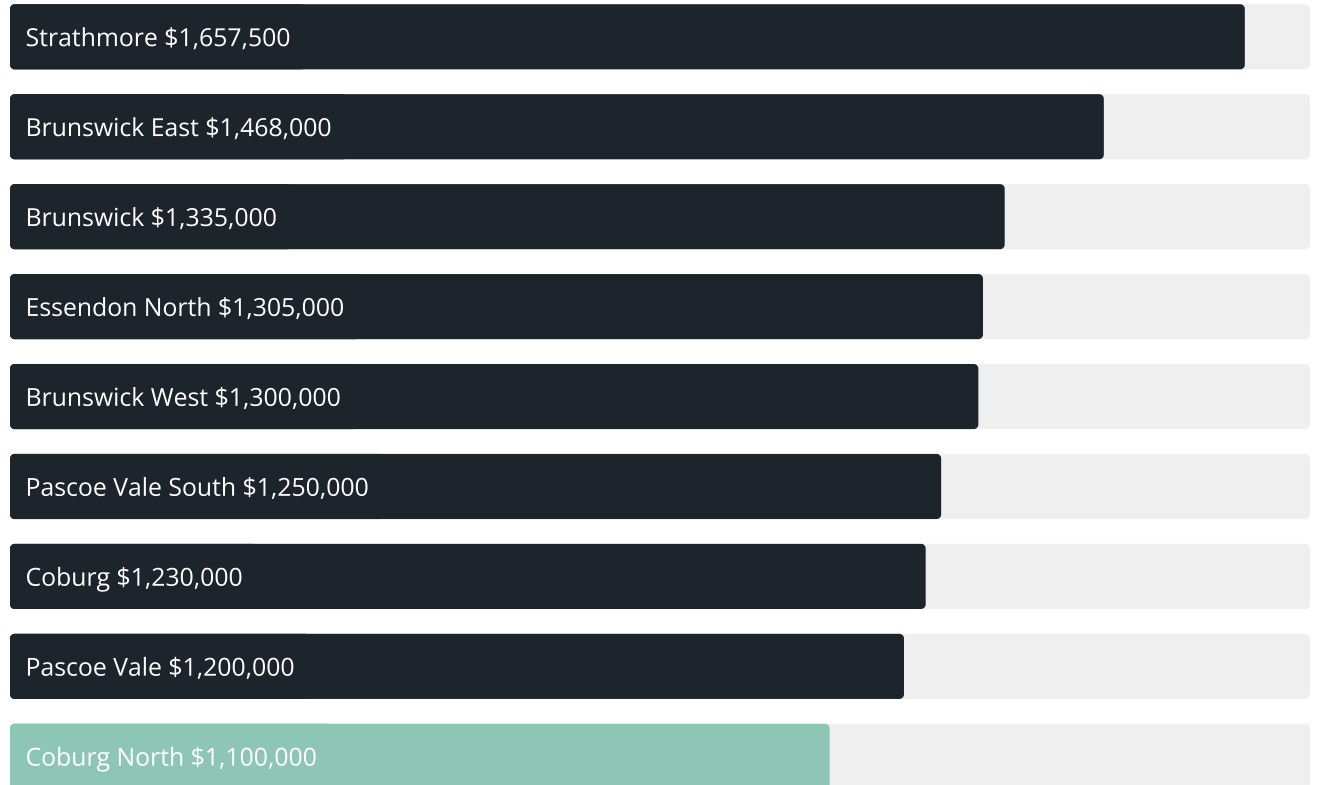
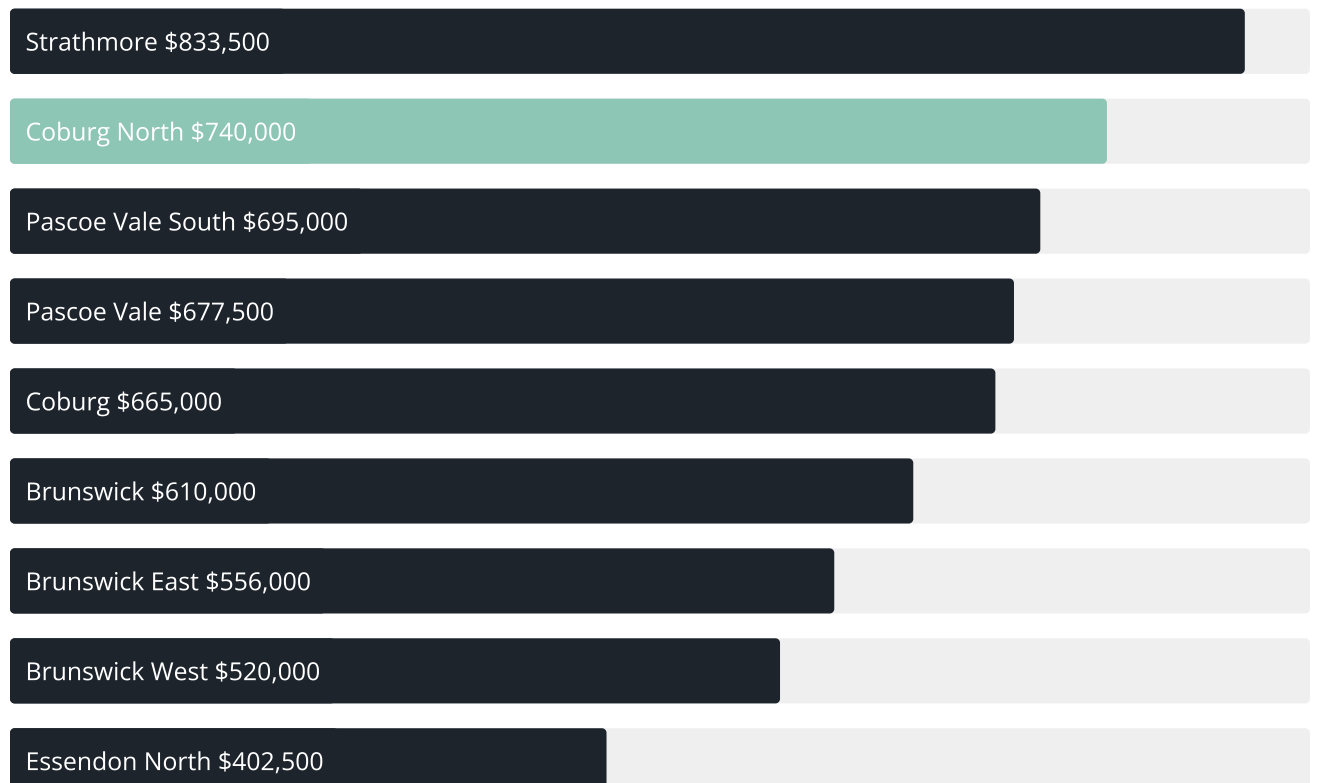
Quarterly price change

5.41% ↑

Quarterly price change¹



COBURG NORTH SUBURB REPORT

Median house price¹Median unit price¹

Sale method²Auction clearance rate³

83.33%

Median days on market³

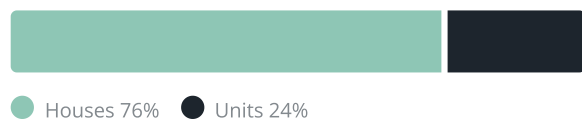
24 days

Jellis Craig average inspection attendance per listing⁴

24 groups

Average hold period¹

6.4 years

Dwelling type⁵Ownership⁵Population⁵

8,327

Median asking rent¹

\$648 per week

Population growth⁵

9.55%

Rental yield¹

2.92%

Median age⁵

38 years











Median household size⁵

2.5 people











COBURG NORTH SUBURB REPORT

Recent Coburg North sales











Discover a snapshot of the most recent results for this suburb, to view the full 12 months of sales history, please go to jellisraig.com.au/suburb-reports

Address	Bedrooms	Type	Price	Sold
 8 Bridges Av Coburg North	3	House	\$1,170,000	20 Dec 2025
 35 Ronald St Coburg North	3	House	\$870,000	13 Dec 2025
 1 Toxteth Park St COBURG NORTH	3	House	\$956,000	12 Dec 2025
 88a Shorts Rd Coburg North	5	House	\$1,425,000	11 Dec 2025
 5/28 Lorensen Av Coburg North	2	Townhouse	\$660,000	05 Dec 2025
 44 Snapshot Dr Coburg North	3	Townhouse	\$1,005,000	29 Nov 2025
 30 Whitton Pde Coburg North	3	House	\$1,290,000	29 Nov 2025
 3 Smith St Coburg North	3	House	\$1,107,000	28 Nov 2025
 11 Focus Dr Coburg North	2	Townhouse	\$740,000	25 Nov 2025
 42 McMahons Rd Coburg North	4	House	\$1,425,000	24 Nov 2025

COBURG NORTH SUBURB REPORT

Address	Bedrooms	Type	Price	Sold
 96 Newlands Rd Coburg North	4	House	\$1,170,000	21 Nov 2025
 21 Mehegan Av Coburg North	3	House	\$851,700	18 Nov 2025
 7 Smith St Coburg North	4	House	\$1,175,000	15 Nov 2025
 22 Spry St Coburg North	3	House	\$1,326,000	15 Nov 2025
 24 Norris St Coburg North	3	House	\$930,000	15 Nov 2025
 19 Aperture St Coburg North	2	Townhouse	\$760,000	11 Nov 2025
 77 Shorts Rd Coburg North	2	House	\$700,000	10 Nov 2025
 31 Peterson Av Coburg North	3	House	\$990,000	08 Nov 2025
 2 Boyne St Coburg North	4	House	\$1,360,000	07 Nov 2025
 39 Mashoobra St Coburg North	3	House	\$1,390,000	25 Oct 2025

COBURG NORTH SUBURB REPORT

Address	Bedrooms	Type	Price	Sold
 36 Jackson Pde Coburg North	3	House	\$1,030,000	25 Oct 2025
 2 Keane St Coburg North	4	House	\$2,060,000	24 Oct 2025
 22 McMahons Rd Coburg North	2	House	\$1,150,000	23 Oct 2025
 71 Camera Wlk Coburg North	2	Townhouse	\$770,000	22 Oct 2025
 1/4 Manly Ct Coburg North	2	Townhouse	\$710,000	22 Oct 2025
 97 Spectrum Way Coburg North	3	House	\$995,000	17 Oct 2025
 1/6 Blanche Ct Coburg North	2	Unit	\$780,000	08 Oct 2025
 1/53 Lincoln Av Coburg North	2	Townhouse	\$850,000	07 Oct 2025
 2/21 Orvieto St Coburg North	2	Villa	\$660,000	02 Oct 2025
 6 Emma Ct Coburg North	3	House	\$1,120,000	29 Sep 2025



Jellis Craig Brunswick
179 Sydney Rd, Brunswick
03 9387 5888

Jellis Craig acknowledges and pays our respects to the Bunurong People, the Wadawurrung People, the Dja Dja Wurrung People and the Wurundjeri People as the Traditional Owners and original custodians of the lands on which Jellis Craig operates.



Data is current as of PDF generation date 08/01/2026

- 1 Property Data Online, updated quarterly for the past 12 months
- 2 Property Data Online, updated daily for the past 12 months
- 3 Property Data Online, updated daily for the past quarter
- 4 Jellis Craig's average inspection attendance per listing (houses) over the last 12 months, updated daily
- 5 2021 Australian Census
- 6 Property Data Online, updated daily

This publication contains data, analytics, statistics and other information supplied by PROPERTYDATAONLINE PTY LTD (PropertyData). The data provided in this publication is of a general nature and should not be construed as specific advice or relied upon in lieu of appropriate professional advice.

PropertyData relies upon data supplied by third parties and while the data is checked and reviewed, PropertyData does not warrant the accuracy or completeness of the information to the full extent permitted by the law and excludes all loss or damage howsoever arising (including through negligence) in connection with the data supplied by PropertyData. The State of Victoria owns the copyright in the Property Sales Data and reproduction of that data in any way without the consent of the State of Victoria will constitute a breach of the Copyright Act 1968 (cth). The State of Victoria does not warrant the accuracy or completeness of the Property Sales Data and any person using or relying upon such information does so on the basis that the State of Victoria accepts no responsibility or liability whatsoever for any errors, faults, defects or omissions in the information supplied.