

JellisCraig

COBURG

Suburb Report

Know your neighbourhood.



COBURG SUBURB REPORT

Median House Price*

Median

\$1.23m

Quarterly Price Change

0.81% ↑

Median Unit Price*

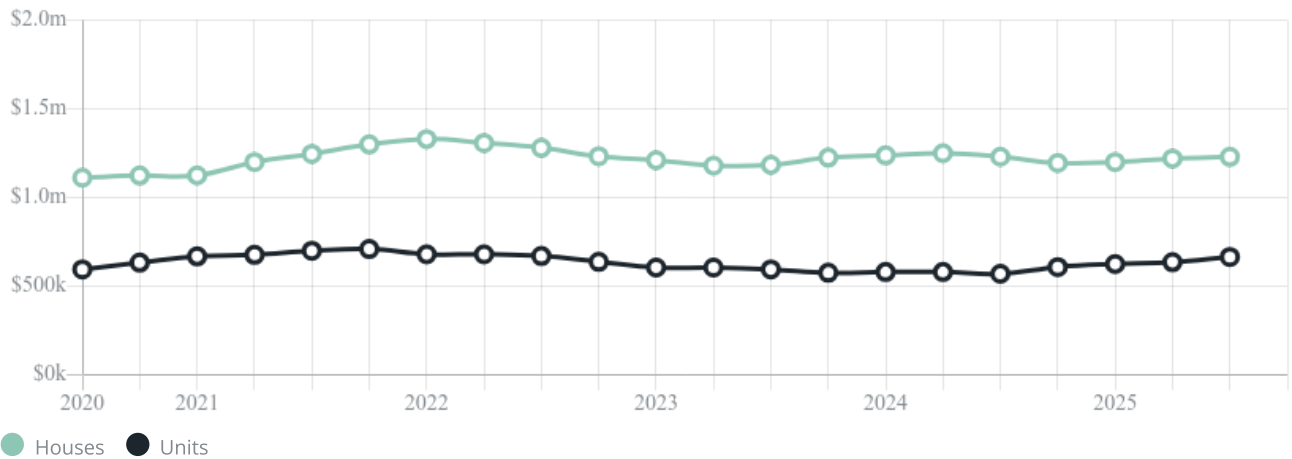
Median

\$665k

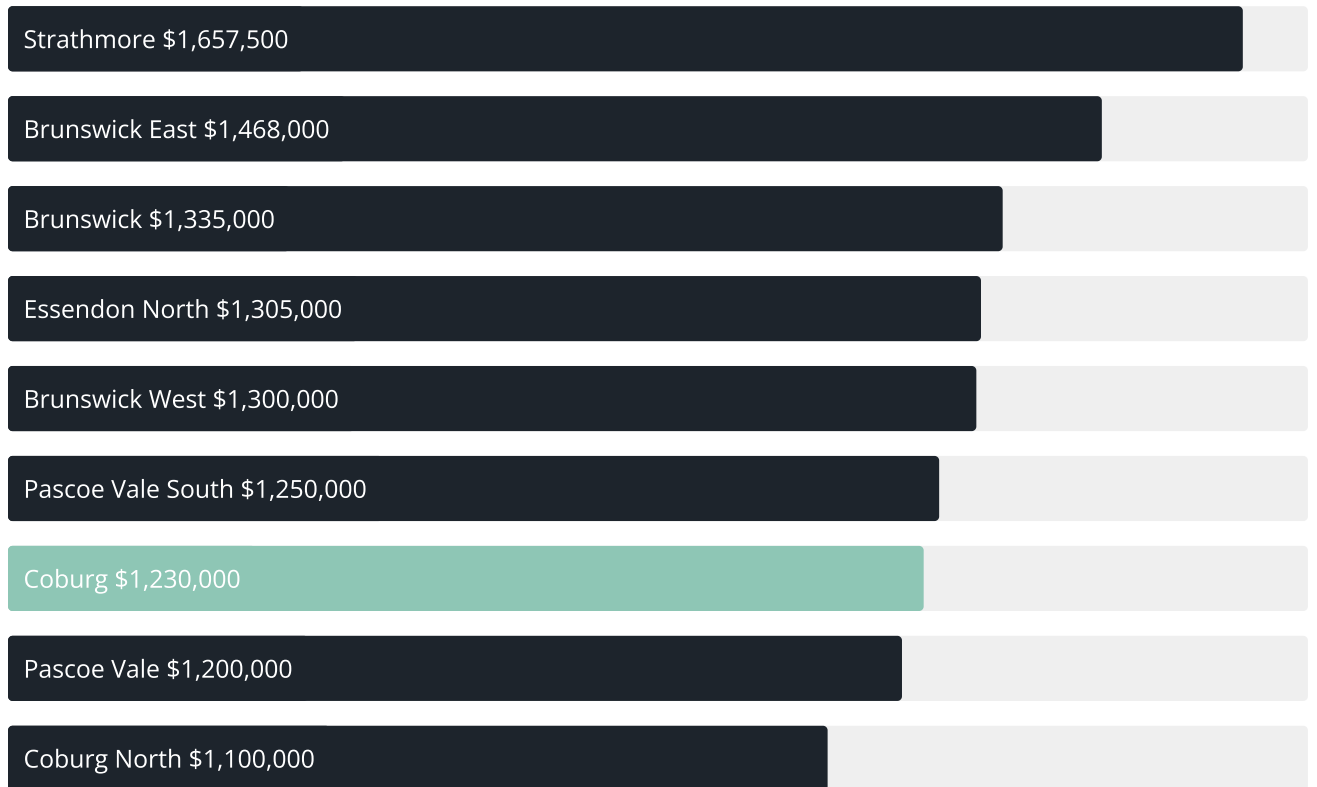
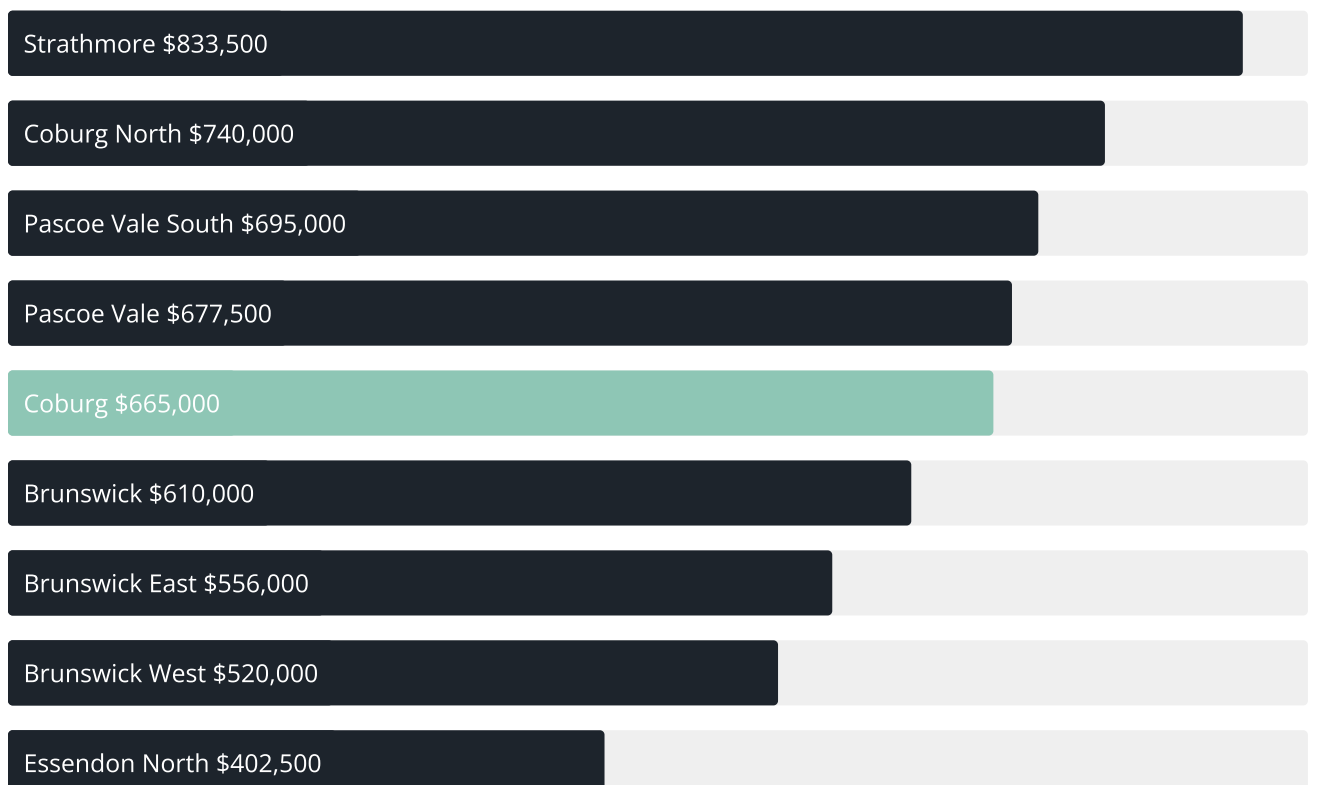
Quarterly Price Change

4.72% ↑

Quarterly Price Change*



COBURG SUBURB REPORT

Median House Sale Price^{*}Median Unit Sale Price^{*}

COBURG SUBURB REPORT

Sale Method*



● Auction 59%

● Private 41%

Auction Clearance Rate*

90.1%

Median Days on Market^

24 days

Average Hold Period*

7.3 years

Dwelling Type^



● Houses 65%

● Units 35%

Ownership^



● Owned Outright 35%

● Mortgaged 35%

● Rented 30%

Population^

26,574

Median Asking Rent per week*

\$720

Population Growth^

1.49%

Rental Yield*

2.97%

Median Age^











37 years

Median Household Size^











2.5 people

COBURG SUBURB REPORT











Discover a snapshot of the most recent results for this suburb, to view the full 12 months of sales history, please go to jellisicraig.com.au/suburbinsights

Address	Bedrooms	Type	Price	Sold
 3 Beckwith St Coburg	4	House	\$1,635,500	29 Nov 2025
 142a The Avenue Coburg	3	House	\$985,000	29 Nov 2025
 61 Hawthorn St Coburg	4	House	\$1,152,000	27 Nov 2025
 15b Autumn St Coburg	4	House	\$1,615,000	27 Nov 2025
 46 Anketell St Coburg	3	House	\$1,600,000	25 Nov 2025
 301C/1 Manna Gum Ct COBURG	2	Apartment	\$530,000	24 Nov 2025
 14 Ewen St Coburg	4	House	\$1,900,000	22 Nov 2025
 23 Linsey St Coburg	3	House	\$1,446,000	22 Nov 2025
 32 Governors Rd Coburg	4	House	\$1,286,000	22 Nov 2025
 53 Campbell St Coburg	2	House	\$990,000	22 Nov 2025

COBURG SUBURB REPORT

Address	Bedrooms	Type	Price	Sold
 17 Kendall St Coburg	4	House	\$1,530,000	21 Nov 2025
 2/1 Kirkby St Coburg	3	House	\$1,180,000	21 Nov 2025
 27 Sutherland St Coburg	2	House	\$1,058,000	21 Nov 2025
 1/320 Bell St Coburg	2	Unit	\$662,000	20 Nov 2025
 5/9 The Grove Coburg	2	Unit	\$665,000	17 Nov 2025
 25 Champ St Coburg	2	House	\$1,100,000	17 Nov 2025
 10 Walker St Coburg	3	House	\$1,086,500	15 Nov 2025
 159 Bell St Coburg	4	House	\$975,000	15 Nov 2025
 202 Bell St Coburg	3	House	\$1,150,000	15 Nov 2025
 7/21-22 Champ St Coburg	3	Apartment	\$760,000	15 Nov 2025

COBURG SUBURB REPORT

Address	Bedrooms	Type	Price	Sold
 106 Munro St Coburg	2	House	\$961,000	15 Nov 2025
 21 Service St Coburg	3	House	\$1,075,000	14 Nov 2025
 1/25 Bruce St Coburg	2	Townhouse	\$824,000	13 Nov 2025
 15 Rennie St Coburg	2	Townhouse	\$935,000	10 Nov 2025
 102/5 Wardens Wlk Coburg	2	Apartment	\$525,500	10 Nov 2025
 4 Linsey St Coburg	4	House	\$1,880,000	08 Nov 2025
 1/40 Shaftsbury St Coburg	3	House	\$1,030,000	08 Nov 2025
 22 Manna Gum Ct Coburg	3	Townhouse	\$950,000	08 Nov 2025
 151 The Avenue Coburg	5	House	\$1,970,000	08 Nov 2025
 159 Ohea St Coburg	3	House	\$1,150,000	07 Nov 2025



Brunswick Office
179 Sydney Rd, Brunswick
03 9387 5888

jellisraig.com.au

Data is current as of PDF generation date 01/12/2025

* Updated Quarterly for the past 12 months

^ Updated daily for the past quarter

~ Updated daily: 33 recent results.

This publication contains data, analytics, statistics and other information supplied by PROPERTYDATAONLINE PTY LTD (PropertyData). The data provided in this publication is of a general nature and should not be construed as specific advice or relied upon in lieu of appropriate professional advice.

PropertyData relies upon data supplied by third parties and while the data is checked and reviewed, PropertyData does not warrant the accuracy or completeness of the information to the full extent permitted by the law and excludes all loss or damage howsoever arising (including through negligence) in connection with the data supplied by PropertyData. The State of Victoria owns the copyright in the Property Sales Data and reproduction of that data in any way without the consent of the State of Victoria will constitute a breach of the Copyright Act 1968 (cth). The State of Victoria does not warrant the accuracy or completeness of the Property Sales Data and any person using or relying upon such information does so on the basis that the State of Victoria accepts no responsibility or liability whatsoever for any errors, faults, defects or omissions in the information supplied.