



Coburg

# Suburb Report



Your connection to property insights



JellisCraig

COBURG SUBURB REPORT

Median house price<sup>1</sup>

Median

\$1.25m

Quarterly price change

1.62% ↑

Median unit price<sup>1</sup>

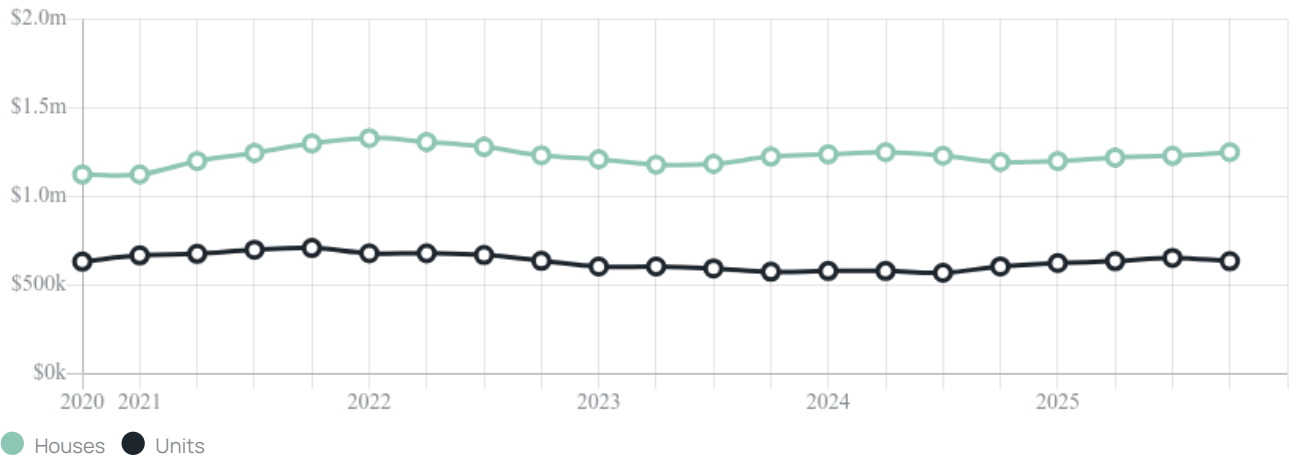
Median

\$635k

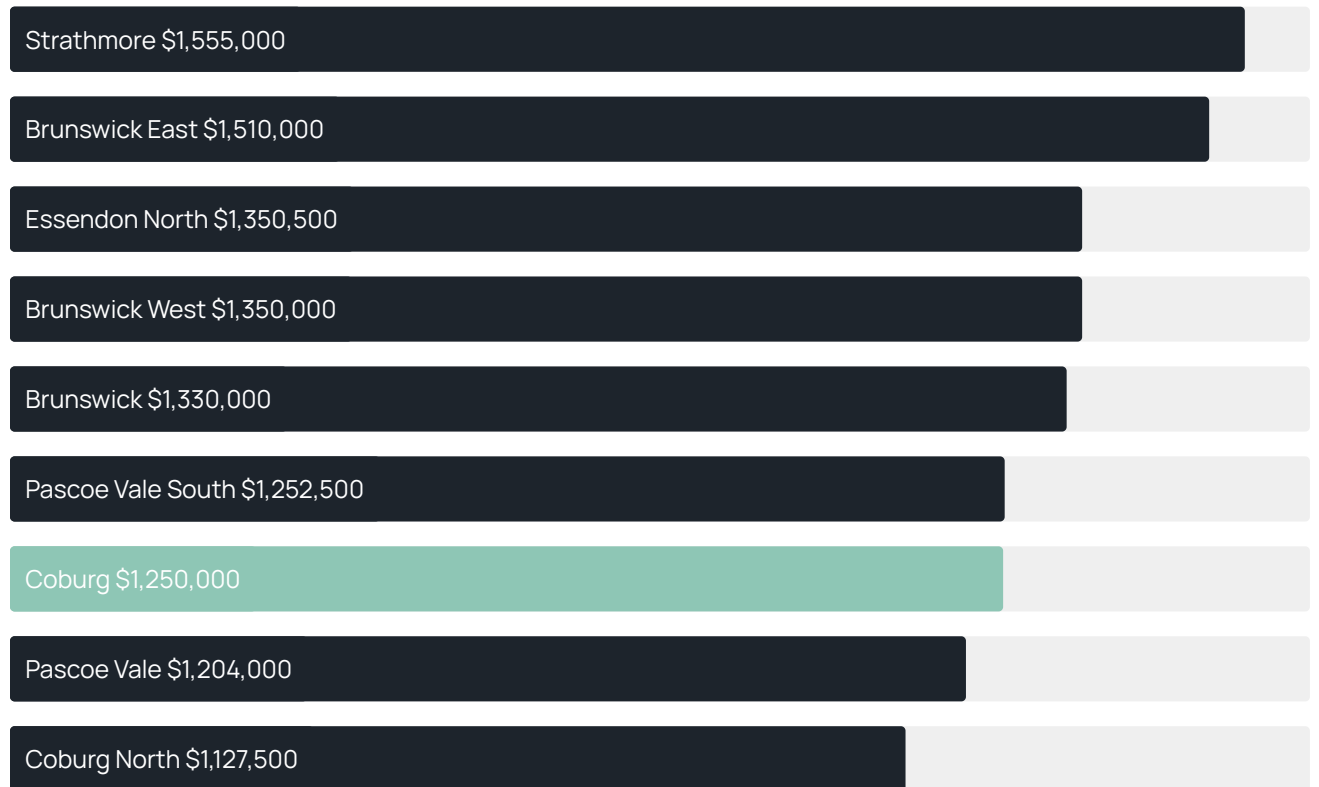
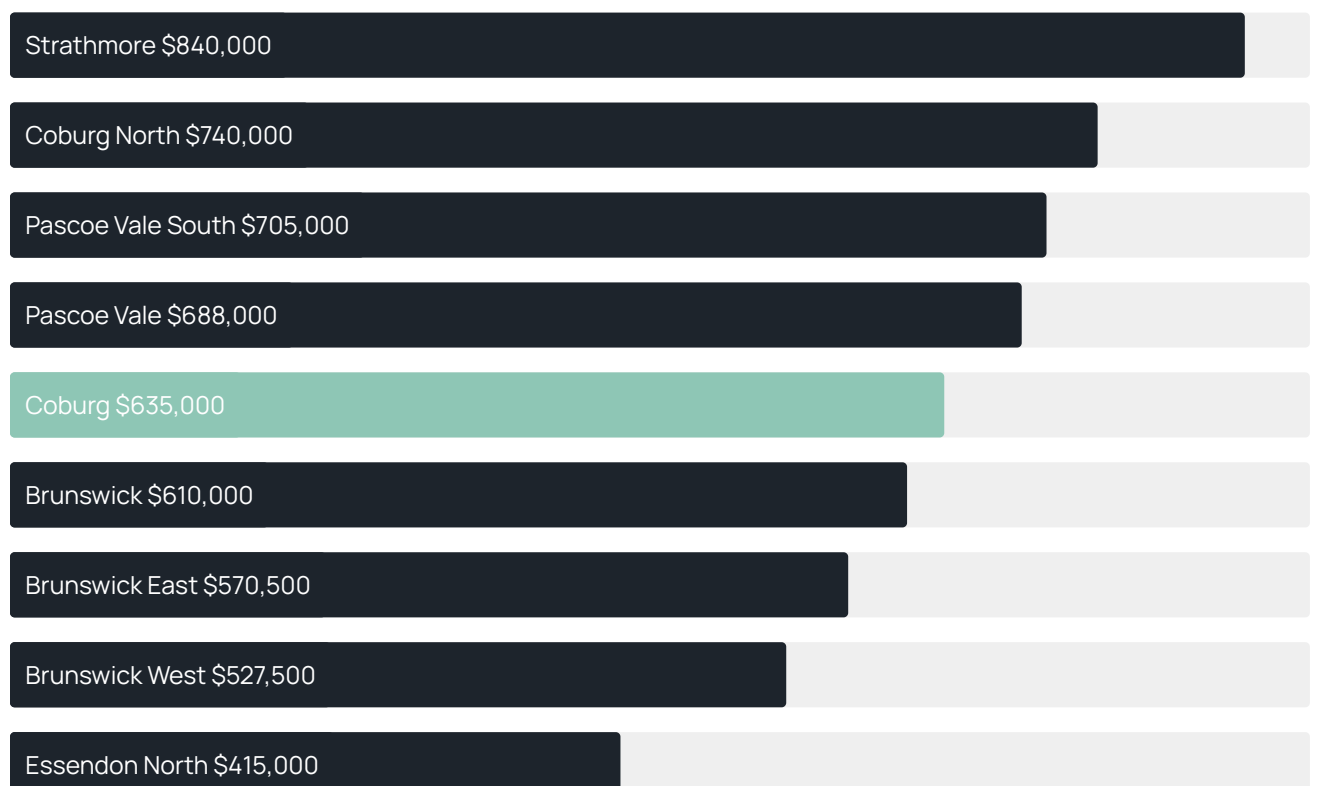
Quarterly price change

-2.86% ↓

Quarterly price change<sup>1</sup>



## COBURG SUBURB REPORT

Median house price<sup>1</sup>Median unit price<sup>1</sup>

Sale method<sup>2</sup>

● Auction 48%  
● Private 52%

Auction clearance rate<sup>3</sup>

---

**93.1%**Median days on market<sup>3</sup>

---

**26 days**Jellis Craig average inspection attendance per listing<sup>4</sup>

---

**26 groups**Average hold period<sup>1</sup>

---

**7.3 years**Dwelling type<sup>5</sup>

● Houses 65% ● Units 35%

Ownership<sup>5</sup>

● Owned outright 35% ● Mortgaged 35% ● Rented 30%

Population<sup>5</sup>

---

**26,574**Median asking rent<sup>1</sup>

---

**\$750 per week**Population growth<sup>5</sup>

---

**1.49%**Rental yield<sup>1</sup>

---

**2.97%**Median age<sup>5</sup>

---

**37 years**Median household size<sup>5</sup>











---

**2.5 people**











## COBURG SUBURB REPORT

## Recent Coburg sales











Discover a snapshot of the most recent results for this suburb, to view the full 12 months of sales history, please go to [jellisCraig.com.au/suburb-reports](https://jellisCraig.com.au/suburb-reports)

Address	Bedrooms	Type	Price	Sold
 504/14-20 Nicholson St Coburg	1	Apartment	\$331,000	28 Jan 2026
 313/14-20 Nicholson St Coburg	1	Apartment	\$275,000	20 Jan 2026
 505/14-20 Nicholson St Coburg	2	Apartment	\$442,000	02 Jan 2026
 1001A/21 Pentridge Blvd Coburg	2	Apartment	\$640,000	25 Dec 2025
 1/56 Stockade Av Coburg	3	Flat/Unit/Apartment	\$899,000	24 Dec 2025
 4/320 Bell St Coburg	2	Unit	\$600,000	23 Dec 2025
 330/14-20 Nicholson St Coburg	1	Apartment	\$315,000	18 Dec 2025
 326/14-20 Nicholson St Coburg	2	Apartment	\$395,000	18 Dec 2025
 3/197 The Avenue Coburg	3	Townhouse	\$1,140,000	18 Dec 2025
 10 Ewen St Coburg	4	House	\$2,175,000	17 Dec 2025

## COBURG SUBURB REPORT

Address	Bedrooms	Type	Price	Sold
 103A/41-43 Stockade Av Coburg	2	Apartment	\$500,000	15 Dec 2025
 4 Willow St Coburg	3	House	\$1,560,000	15 Dec 2025
 189 Munro St COBURG	3	House	\$1,255,000	13 Dec 2025
 27 Campbell St Coburg	3	House	\$1,740,000	13 Dec 2025
 15/48-52 Sydney Rd Coburg	2	Apartment	\$500,000	11 Dec 2025
 15/48 Sydney Rd Coburg	2	Subdivided Unit/Villa/Townhouse	\$500,000	11 Dec 2025
 13 Lonsdale St Coburg	4	House	\$1,500,000	07 Dec 2025
 12 Danny St Coburg	3	House	\$1,530,000	06 Dec 2025
 18 Gladstone St Coburg	4	House	\$1,960,000	06 Dec 2025
 2/2 Mckay St Coburg	2	Apartment	\$457,000	06 Dec 2025

## COBURG SUBURB REPORT

Address	Bedrooms	Type	Price	Sold
 68 Saunders St Coburg	3	House	\$1,391,000	06 Dec 2025
 3 The Avenue Coburg	2	House	\$1,000,000	06 Dec 2025
 9 Berg Pl Coburg	3	House	\$1,150,000	06 Dec 2025
 194 Munro St Coburg	4	House	\$1,190,000	05 Dec 2025
 43 Murray St Coburg	3	House	\$1,050,000	05 Dec 2025
 39 Shackell St Coburg	4	House	\$2,150,000	05 Dec 2025
 56b Harding St Coburg	5	House	\$1,410,000	03 Dec 2025
 16 Muchell Gr Coburg	2	House	\$1,170,000	03 Dec 2025
 1206/16 Pentridge Blvd Coburg	3	Flat/Unit/Apartment	\$790,000	03 Dec 2025
 502/2 Moonering Dr Coburg	2	Apartment	\$580,000	02 Dec 2025





**Jellis Craig Brunswick**  
179 Sydney Rd, Brunswick  
03 9387 5888

Jellis Craig acknowledges and pays our respects to the Bunurong People, the Wadawurrung People, the Dja Dja Wurrung People and the Wurundjeri People as the Traditional Owners and original custodians of the lands on which Jellis Craig operates.

---

Data is current as of PDF generation date 01/02/2026

- 1 Property Data Online, updated quarterly for the past 12 months
- 2 Property Data Online, updated daily for the past 12 months
- 3 Property Data Online, updated daily for the past quarter
- 4 Jellis Craig's average inspection attendance per listing (houses) over the last 12 months, updated daily
- 5 2021 Australian Census
- 6 Property Data Online, updated daily

This publication contains data, analytics, statistics and other information supplied by PROPERTYDATAONLINE PTY LTD (PropertyData). The data provided in this publication is of a general nature and should not be construed as specific advice or relied upon in lieu of appropriate professional advice.

PropertyData relies upon data supplied by third parties and while the data is checked and reviewed, PropertyData does not warrant the accuracy or completeness of the information to the full extent permitted by the law and excludes all loss or damage howsoever arising (including through negligence) in connection with the data supplied by PropertyData. The State of Victoria owns the copyright in the Property Sales Data and reproduction of that data in any way without the consent of the State of Victoria will constitute a breach of the Copyright Act 1968 (cth). The State of Victoria does not warrant the accuracy or completeness of the Property Sales Data and any person using or relying upon such information does so on the basis that the State of Victoria accepts no responsibility or liability whatsoever for any errors, faults, defects or omissions in the information supplied.