

JellisCraig

COLLINGWOOD

Suburb Report

Know your neighbourhood.



COLLINGWOOD SUBURB REPORT

Median House Price*

Median

\$1.22m

Quarterly Price Change

1.33% ↑

Median Unit Price*

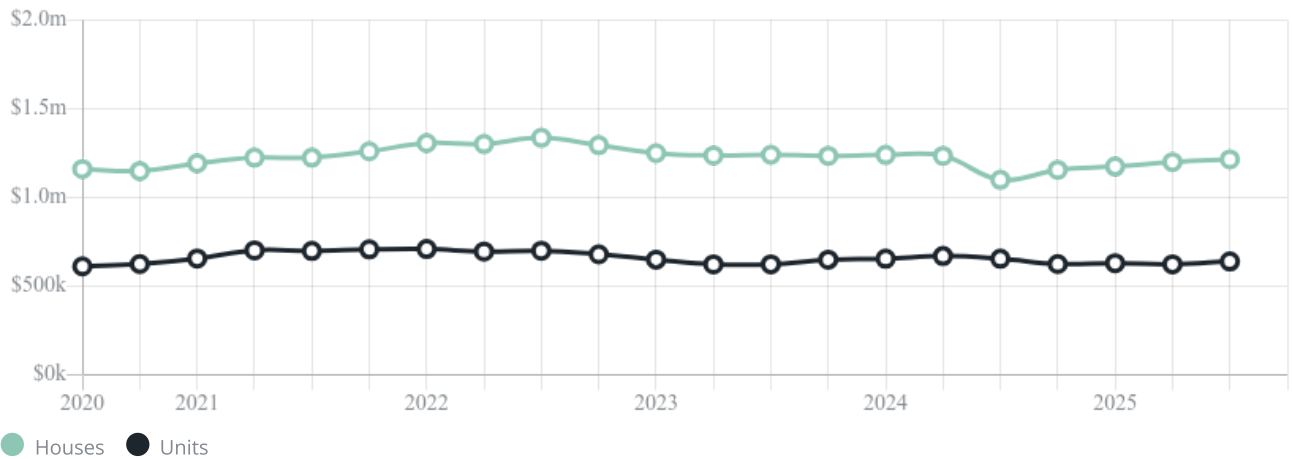
Median

\$640k

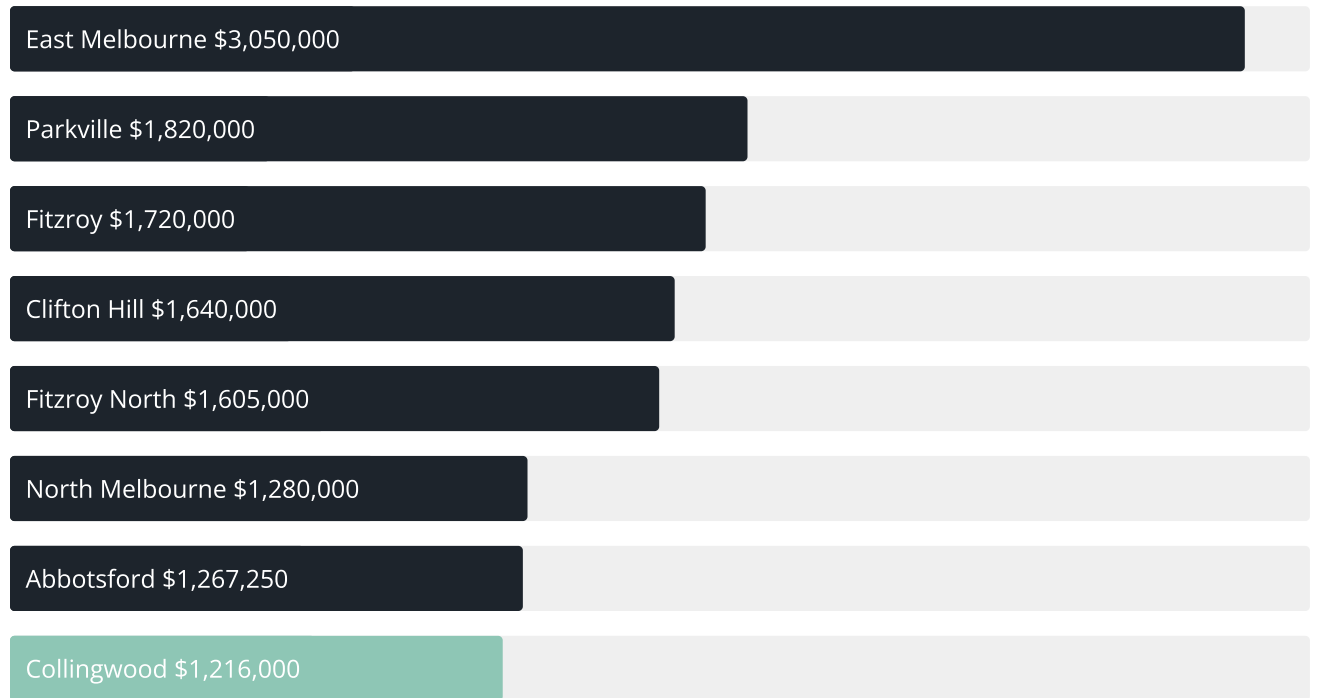
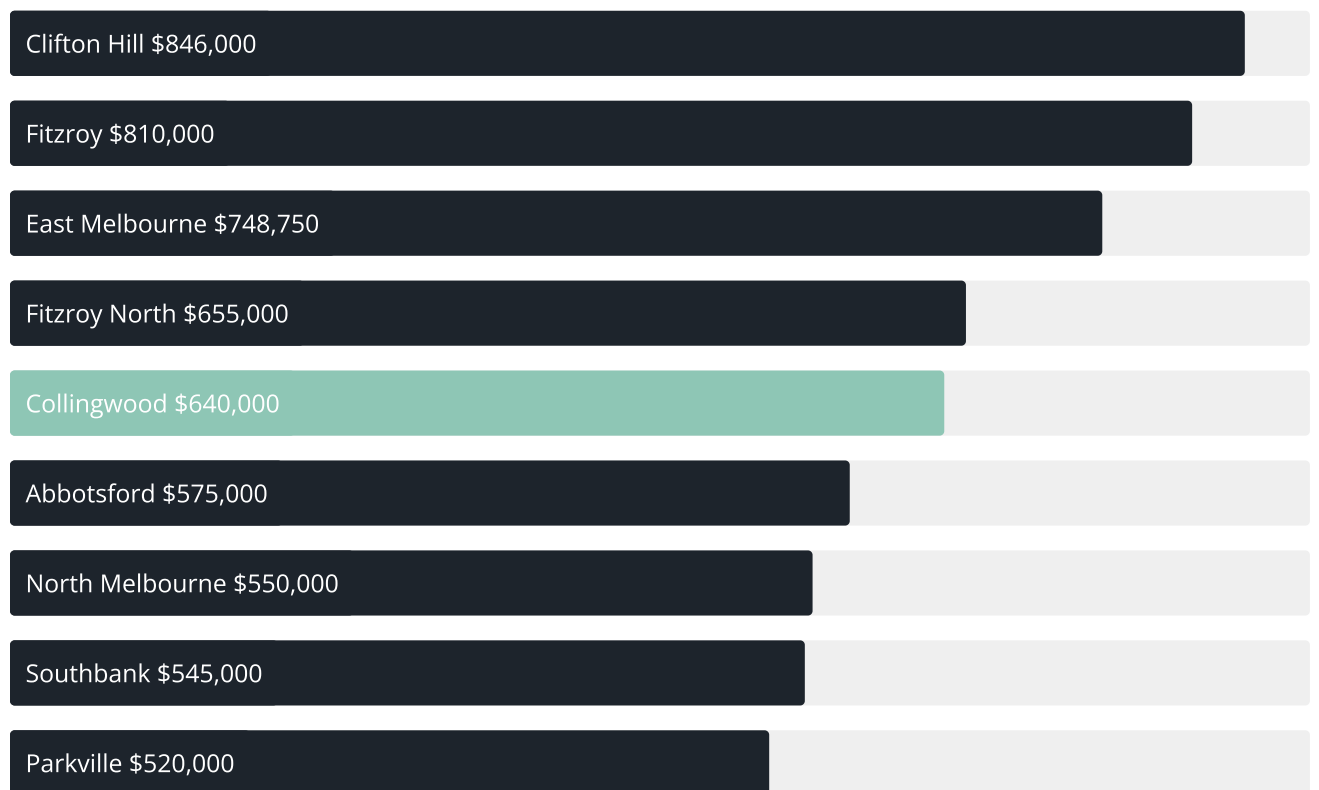
Quarterly Price Change

2.64% ↑

Quarterly Price Change*



COLLINGWOOD SUBURB REPORT

Median House Sale Price^{*}Median Unit Sale Price^{*}

COLLINGWOOD SUBURB REPORT

Sale Method^{*}

● Auction 36%
● Private 64%

Auction Clearance Rate^{*}

78.57%

Median Days on Market[^]

24 days

Average Hold Period^{*}

5.8 years

Dwelling Type[^]

● Houses 6% ● Units 94%

Ownership[^]

● Owned Outright 12% ● Mortgaged 25% ● Rented 63%

Population[^]

9,179

Median Asking Rent per week^{*}

\$755

Population Growth[^]

7.82%

Rental Yield^{*}

3.79%

Median Age[^]











33 years

Median Household Size[^]











1.9 people

COLLINGWOOD SUBURB REPORT











Discover a snapshot of the most recent results for this suburb, to view the full 12 months of sales history, please go to jellisraig.com.au/suburbinsights

Address	Bedrooms	Type	Price	Sold
 132 Keele St Collingwood	4	House	\$1,975,000	27 Nov 2025
 205/27 Oxford St Collingwood	2	Apartment	\$1,080,000	26 Nov 2025
 20/125 Oxford St COLLINGWOOD	2	Apartment	\$1,350,000	22 Nov 2025
 504B/3 Brewery La Collingwood	1	Unit	\$406,000	20 Nov 2025
 3/79 Oxford St Collingwood	2	House	\$1,140,000	15 Nov 2025
 805B/3 Brewery La Collingwood	2	Apartment	\$640,000	14 Nov 2025
 35/99 Oxford St Collingwood	3	Apartment	\$1,780,000	13 Nov 2025
 217/132 Smith St Collingwood	2	Apartment	\$725,000	12 Nov 2025
 3/28 Stanley St Collingwood	1	Apartment	\$389,990	07 Nov 2025
 13 Blanche St Collingwood	3	House	\$1,000,000	05 Nov 2025

COLLINGWOOD SUBURB REPORT

Address	Bedrooms	Type	Price	Sold
 14/22 Stanley St Collingwood	1	Apartment	\$515,000	03 Nov 2025
 311/132 Smith St Collingwood	1	Apartment	\$510,000	31 Oct 2025
 115/2 Hotham St Collingwood	1	Apartment	\$520,000	30 Oct 2025
 806/68 Cambridge St Collingwood	1	Apartment	\$495,000	29 Oct 2025
 805E/9 Robert St Collingwood	2	Apartment	\$735,000	28 Oct 2025
 332/11 Wellington St Collingwood	2	Subdivided Unit/Villa/Townhouse	\$747,000	27 Oct 2025
 3/49 Otter St Collingwood	2	Townhouse	\$835,000	25 Oct 2025
 140/158 Smith St Collingwood	3	Apartment	\$852,000	24 Oct 2025
 511/470 Smith St Collingwood	1	Apartment	\$455,000	22 Oct 2025
 12/22 Stanley St Collingwood	1	Subdivided Unit/Villa/Townhouse	\$445,000	18 Oct 2025

COLLINGWOOD SUBURB REPORT

Address	Bedrooms	Type	Price	Sold
 505/25 Johnston St Collingwood	1	Apartment	\$569,000	16 Oct 2025
 1301E/9 Robert St Collingwood	1	Apartment	\$440,000	14 Oct 2025
 623/45 Victoria Pde Collingwood	2	Apartment	\$319,000	13 Oct 2025
 606/68 Cambridge St Collingwood	1	Unit	\$530,000	09 Oct 2025
 1/109 Gold St Collingwood	2	Subdivided Unit/Villa/Townhouse	\$676,200	09 Oct 2025
 1/109-113 Gold St Collingwood	2	Apartment	\$676,200	09 Oct 2025
 312/2 Hotham St Collingwood	1	Apartment	\$540,000	08 Oct 2025
 32 Forest St Collingwood	2	House	\$1,055,000	07 Oct 2025
 411/40 Stanley St Collingwood	2	Apartment	\$530,000	02 Oct 2025
 415/25 Johnston St Collingwood	1	Subdivided Unit/Villa/Townhouse	\$600,000	30 Sep 2025



Fitzroy Office
189 Johnston Street, Fitzroy
03 8415 6100

jellisraig.com.au

Data is current as of PDF generation date 01/12/2025

* Updated Quarterly for the past 12 months

^ Updated daily for the past quarter

~ Updated daily: 33 recent results.

This publication contains data, analytics, statistics and other information supplied by PROPERTYDATAONLINE PTY LTD (PropertyData). The data provided in this publication is of a general nature and should not be construed as specific advice or relied upon in lieu of appropriate professional advice.

PropertyData relies upon data supplied by third parties and while the data is checked and reviewed, PropertyData does not warrant the accuracy or completeness of the information to the full extent permitted by the law and excludes all loss or damage howsoever arising (including through negligence) in connection with the data supplied by PropertyData. The State of Victoria owns the copyright in the Property Sales Data and reproduction of that data in any way without the consent of the State of Victoria will constitute a breach of the Copyright Act 1968 (cth). The State of Victoria does not warrant the accuracy or completeness of the Property Sales Data and any person using or relying upon such information does so on the basis that the State of Victoria accepts no responsibility or liability whatsoever for any errors, faults, defects or omissions in the information supplied.