



Cremorne

Suburb Report



Your connection to property insights



JellisCraig

CREMORNE SUBURB REPORT

Median house price¹

Median

\$1.20m

Quarterly price change

-6.25% ↓

Median unit price¹

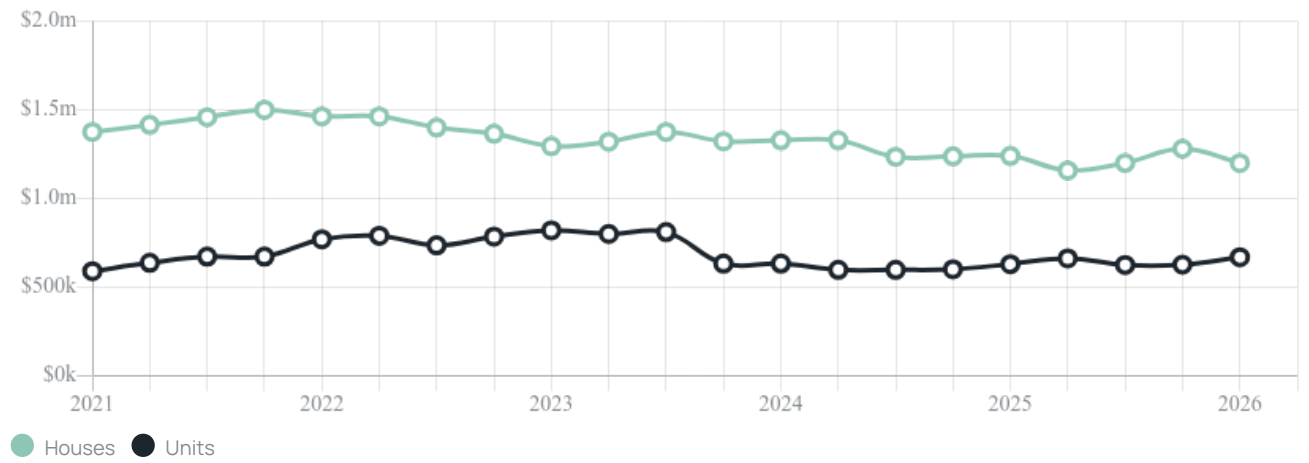
Median

\$669k

Quarterly price change

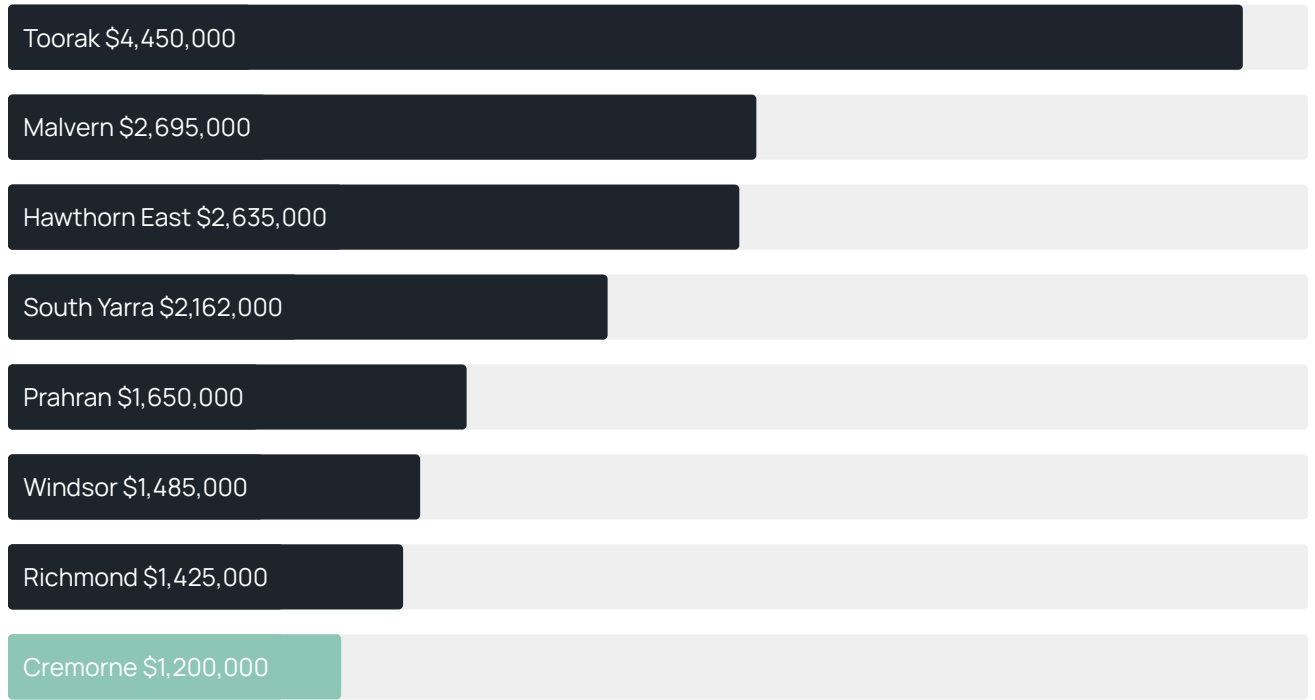
6.69% ↑

Quarterly price change¹

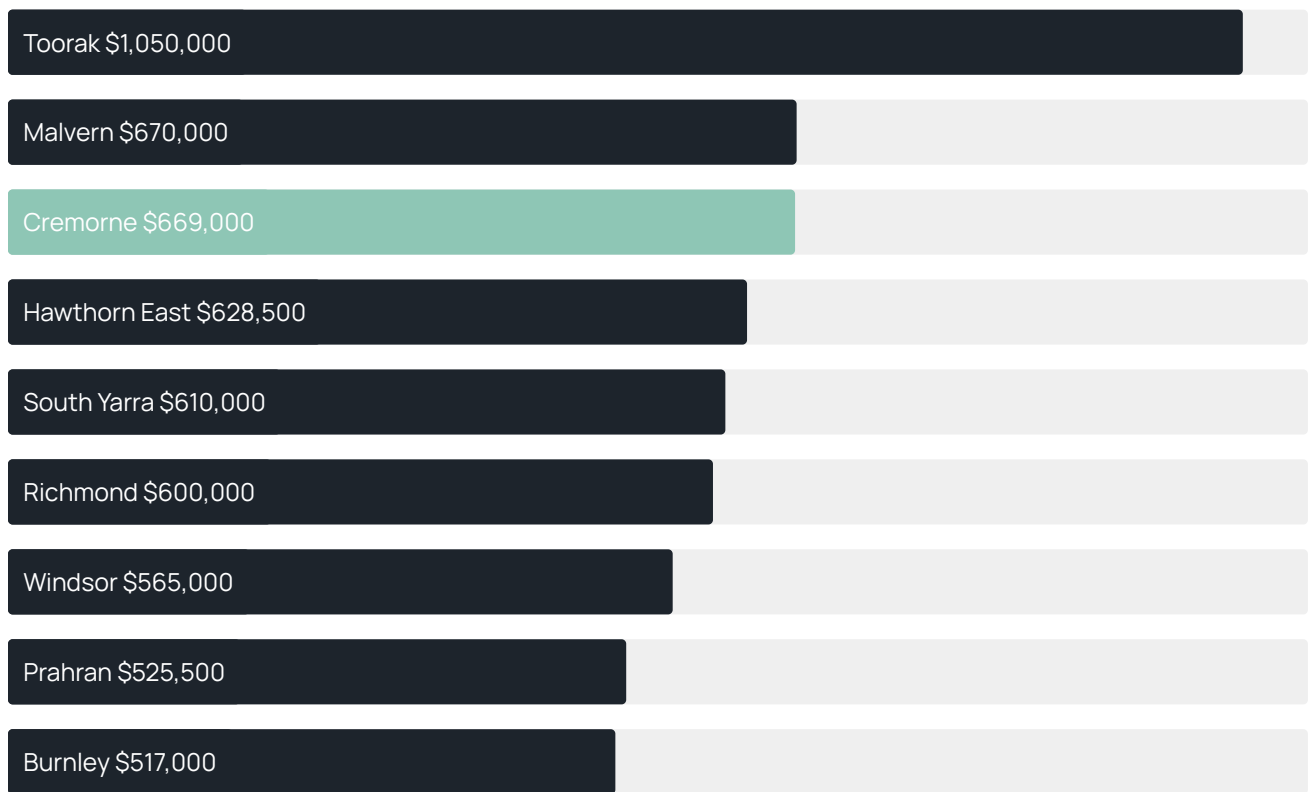


CREMORNE SUBURB REPORT

Median house price¹



Median unit price¹



Sale method²



● Auction 50%
● Private 50%

Auction clearance rate³

100%

Median days on market³

25 days

Jellis Craig average inspection attendance per listing⁴

25 groups

Average hold period¹

8.7 years

Dwelling type⁵



● Houses 11% ● Units 89%

Ownership⁵



● Owned outright 19% ● Mortgaged 35% ● Rented 46%

Population⁵

2,158

Median asking rent¹

\$810 per week

Population growth⁵

6.94%

Rental yield¹

3.38%

Median age⁵

32 years











Median household size⁵

2 people











CREMORNE SUBURB REPORT

Recent Cremorne sales











Discover a snapshot of the most recent results for this suburb, to view the full 12 months of sales history, please go to jellisraig.com.au/suburb-reports

Address	Bedrooms	Type	Price	Sold
 165 Cubitt St CREMORNE	2	House	\$1,380,000	20 Jun 2026
 38 Chestnut St CREMORNE	2	House	\$1,180,000	06 Jun 2026
 6a Melrose St CREMORNE	2	House	\$1,325,000	22 May 2026
 1016/154 Cremorne St Cremorne	1	Apartment	\$562,500	18 May 2026
 407/154 Cremorne St Cremorne	2	Apartment	\$710,000	13 May 2026
 502/154 Cremorne St Cremorne	1	Apartment	\$380,000	02 May 2026
 27 Chestnut St Cremorne	2	House	\$1,020,000	20 Apr 2026
 17 Chestnut St Cremorne	2	House	\$1,375,000	18 Apr 2026
 103/1 Railway Pl Cremorne	2	Apartment	\$600,000	30 Mar 2026
 513/163 Cremorne St Cremorne	1	Apartment	\$420,000	26 Mar 2026

CREMORNE SUBURB REPORT

Address	Bedrooms	Type	Price	Sold
 147 Cremorne St Cremorne	2	House	\$1,380,000	21 Mar 2026
 42 Wellington St Cremorne	2	House	\$1,100,000	20 Mar 2026
 38 Green St Cremorne	2	House	\$1,050,000	14 Mar 2026
 41 Green St Cremorne	2	House	\$995,000	13 Mar 2026
 404/154 Cremorne St Cremorne	1	Apartment	\$410,000	12 Mar 2026
 91 Wellington St Cremorne	2	House	\$1,195,000	03 Mar 2026
 43 Chestnut St Cremorne	3	House	\$1,100,000	28 Feb 2026
 45 Huckerby St Cremorne	3	Townhouse	\$1,900,000	28 Feb 2026
 5 Melrose St Cremorne	3	House	\$1,460,000	26 Feb 2026
 311/154 Cremorne St Cremorne	2	Apartment	\$669,000	24 Feb 2026

CREMORNE SUBURB REPORT

Address	Bedrooms	Type	Price	Sold
 709/154 Cremorne St Cremorne	2	Apartment	\$675,000	23 Feb 2026
 1 Gough St Cremorne	4	House	\$3,600,000	21 Feb 2026
 612/154 Cremorne St Cremorne	2	Apartment	\$709,000	16 Feb 2026
 2 Kelso St Cremorne	4	House	\$2,000,000	15 Feb 2026
 606/154 Cremorne St Cremorne	3	Apartment	\$1,050,000	13 Feb 2026
 435 Punt Rd Cremorne	3	House	\$1,700,000	13 Feb 2026
 204/8 Balmain St Cremorne	1	Apartment	\$430,000	13 Feb 2026
 706/154 Cremorne St Cremorne	3	Apartment	\$1,025,000	07 Feb 2026
 316/154 Cremorne St Cremorne	1	Unit	\$424,000	02 Feb 2026
 8/163 Cremorne St Cremorne	2	Apartment	\$670,000	30 Jan 2026



Jellis Craig Richmond
57-59 Bridge Road, Richmond
03 9428 3333

Jellis Craig acknowledges and pays our respects to the Bunurong People, the Wadawurrung People, the Dja Dja Wurrung People and the Wurundjeri People as the Traditional Owners and original custodians of the lands on which Jellis Craig operates.

Data is current as of PDF generation date 01/07/2026

- 1 Property Data Online, updated quarterly for the past 12 months
- 2 Property Data Online, updated daily for the past 12 months
- 3 Property Data Online, updated daily for the past quarter
- 4 Jellis Craig's average inspection attendance per listing (houses) over the last 12 months, updated daily
- 5 2021 Australian Census
- 6 Property Data Online, updated daily

This publication contains data, analytics, statistics and other information supplied by PROPERTYDATAONLINE PTY LTD (PropertyData). The data provided in this publication is of a general nature and should not be construed as specific advice or relied upon in lieu of appropriate professional advice.

PropertyData relies upon data supplied by third parties and while the data is checked and reviewed, PropertyData does not warrant the accuracy or completeness of the information to the full extent permitted by the law and excludes all loss or damage howsoever arising (including through negligence) in connection with the data supplied by PropertyData. The State of Victoria owns the copyright in the Property Sales Data and reproduction of that data in any way without the consent of the State of Victoria will constitute a breach of the Copyright Act 1968 (cth). The State of Victoria does not warrant the accuracy or completeness of the Property Sales Data and any person using or relying upon such information does so on the basis that the State of Victoria accepts no responsibility or liability whatsoever for any errors, faults, defects or omissions in the information supplied.