



Creswick

# Suburb Report



Your connection to property insights



**JellisCraig**

CRESWICK SUBURB REPORT

Median house price<sup>1</sup>

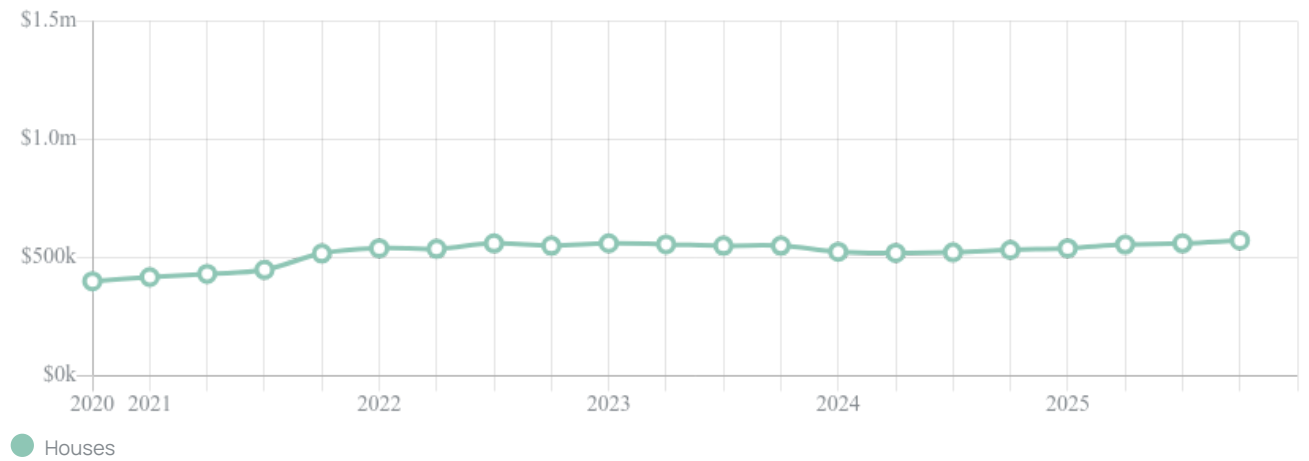
Median

\$573k

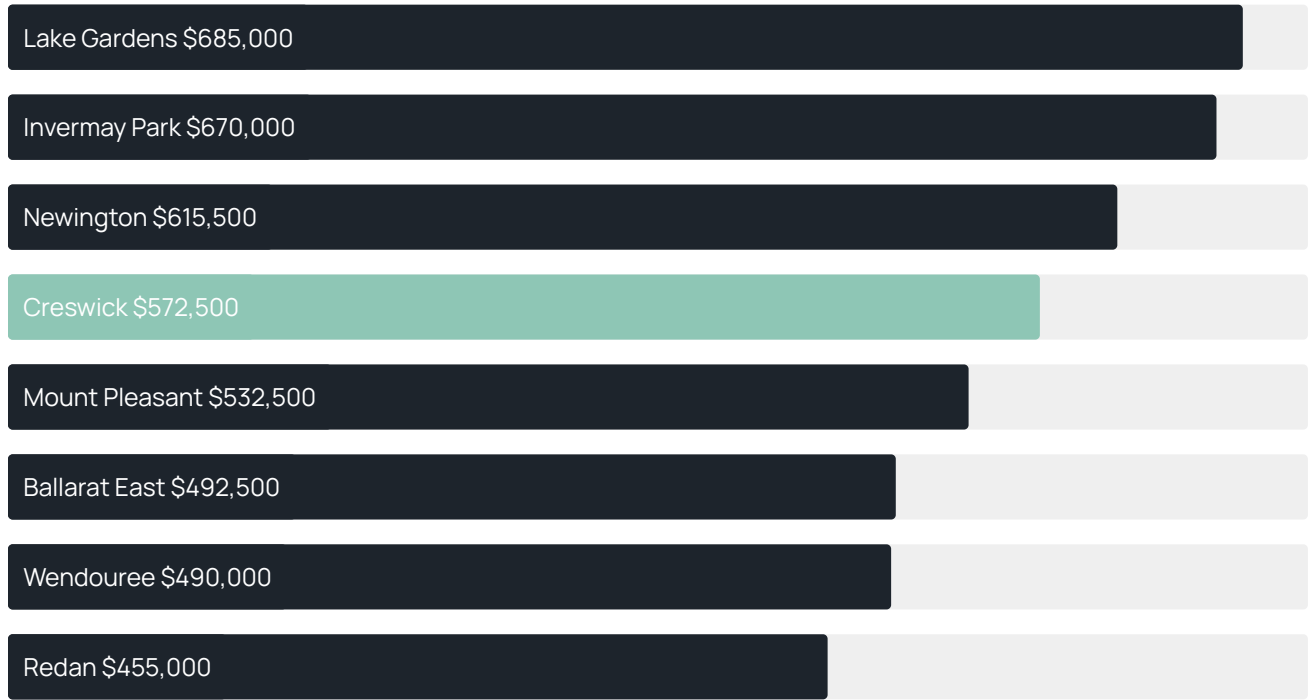
Quarterly price change

2.23% ↑

Quarterly price change<sup>1</sup>



### Median house price<sup>1</sup>



### Median unit price<sup>1</sup>



Sale method<sup>2</sup>



Median days on market<sup>3</sup>

111 days

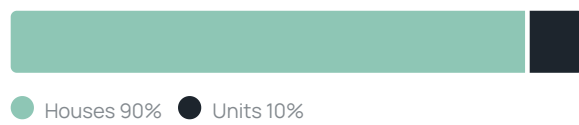
Jellis Craig average inspection attendance per listing<sup>4</sup>

111 groups

Average hold period<sup>1</sup>

4.1 years

Dwelling type<sup>5</sup>



Ownership<sup>5</sup>



Population<sup>5</sup>

3,279

Median asking rent<sup>1</sup>

\$420 per week

Population growth<sup>5</sup>

3.44%

Rental yield<sup>1</sup>

4.12%

Median age<sup>5</sup>

50 years











Median household size<sup>5</sup>

2.2 people











CRESWICK SUBURB REPORT

## Recent Creswick sales











Discover a snapshot of the most recent results for this suburb, to view the full 12 months of sales history, please go to [jellisraig.com.au/suburb-reports](http://jellisraig.com.au/suburb-reports)

Address	Bedrooms	Type	Price	Sold
 1 Davies St Creswick	4	House	\$640,000	19 Mar 2026
 2/6 Penny La Creswick	2	Apartment	\$357,500	17 Mar 2026
 31 Davies St Creswick	3	House	\$695,000	16 Mar 2026
 223/1500 Midland Hwy Creswick	1	Serviced Apartments/Holiday Units	\$260,000	25 Feb 2026
 11 Carpenter St CRESWICK	5	House	\$860,000	16 Feb 2026
 7 Bell St Creswick	3	House	\$530,000	06 Feb 2026
 43 Elizabeth Rd Creswick	4	House	\$850,000	28 Jan 2026
 35/1500 Midland Hwy Creswick	1	Serviced Apartments/Holiday Units	\$295,000	28 Jan 2026
 6 Cooper St Creswick	3	House	\$560,000	26 Jan 2026
 132 Church St Creswick	3	House	\$612,000	24 Jan 2026

## CRESWICK SUBURB REPORT

Address	Bedrooms	Type	Price	Sold
 10 Oaktree La Creswick	3	House	\$575,000	23 Jan 2026
 42 Haines St CRESWICK	4	House	\$685,000	21 Jan 2026
 6 Lees St Creswick	3	House	\$570,000	19 Jan 2026
 188 Ballarat Rd Creswick	4	House	\$630,000	16 Jan 2026
 9 Castlemaine Rd CRESWICK	3	Townhouse	\$545,000	08 Jan 2026
 115 Church St Creswick	3	House	\$625,500	22 Dec 2025
 9 Penny La Creswick	4	House	\$680,000	20 Dec 2025
 18 White Hills Rd Creswick	5	House	\$1,520,000	17 Dec 2025
 30 King St Creswick	4	House	\$635,000	17 Dec 2025
 90 Macs St Creswick	3	House	\$635,000	16 Dec 2025

## CRESWICK SUBURB REPORT

Address	Bedrooms	Type	Price	Sold
 23 Davis St Creswick	4	House	\$875,000	11 Dec 2025
 40 Victoria St Creswick	2	House	\$370,000	09 Dec 2025
 13 Caddy Dr Creswick	4	House	\$590,000	09 Dec 2025
 61 Cambridge St Creswick	4	House	\$840,000	04 Dec 2025
 30 Camp St Creswick	3	House	\$575,000	27 Nov 2025
 103 Clunes Rd Creswick	2	House	\$260,000	26 Nov 2025
 112 Melbourne Rd Creswick	3	House	\$550,000	18 Nov 2025
 48 Haines St Creswick	1	House	\$380,000	18 Nov 2025
 10 Augusta Dr Creswick	3	House	\$795,000	07 Nov 2025
 47 Barbys Rd Creswick	3	House	\$958,000	07 Nov 2025



**Jellis Craig Ballarat**  
1211 Sturt Street, Ballarat  
03 5329 2500

Jellis Craig acknowledges and pays our respects to the Bunurong People, the Wadawurrung People, the Dja Dja Wurrung People and the Wurundjeri People as the Traditional Owners and original custodians of the lands on which Jellis Craig operates.

---

Data is current as of PDF generation date 01/04/2026

- 1 Property Data Online, updated quarterly for the past 12 months
- 2 Property Data Online, updated daily for the past 12 months
- 3 Property Data Online, updated daily for the past quarter
- 4 Jellis Craig's average inspection attendance per listing (houses) over the last 12 months, updated daily
- 5 2021 Australian Census
- 6 Property Data Online, updated daily

This publication contains data, analytics, statistics and other information supplied by PROPERTYDATAONLINE PTY LTD (PropertyData). The data provided in this publication is of a general nature and should not be construed as specific advice or relied upon in lieu of appropriate professional advice.

PropertyData relies upon data supplied by third parties and while the data is checked and reviewed, PropertyData does not warrant the accuracy or completeness of the information to the full extent permitted by the law and excludes all loss or damage howsoever arising (including through negligence) in connection with the data supplied by PropertyData. The State of Victoria owns the copyright in the Property Sales Data and reproduction of that data in any way without the consent of the State of Victoria will constitute a breach of the Copyright Act 1968 (cth). The State of Victoria does not warrant the accuracy or completeness of the Property Sales Data and any person using or relying upon such information does so on the basis that the State of Victoria accepts no responsibility or liability whatsoever for any errors, faults, defects or omissions in the information supplied.