



Croydon Hills

Suburb Report



Your connection to property insights



JellisCraig

CROYDON HILLS SUBURB REPORT

Median house price¹

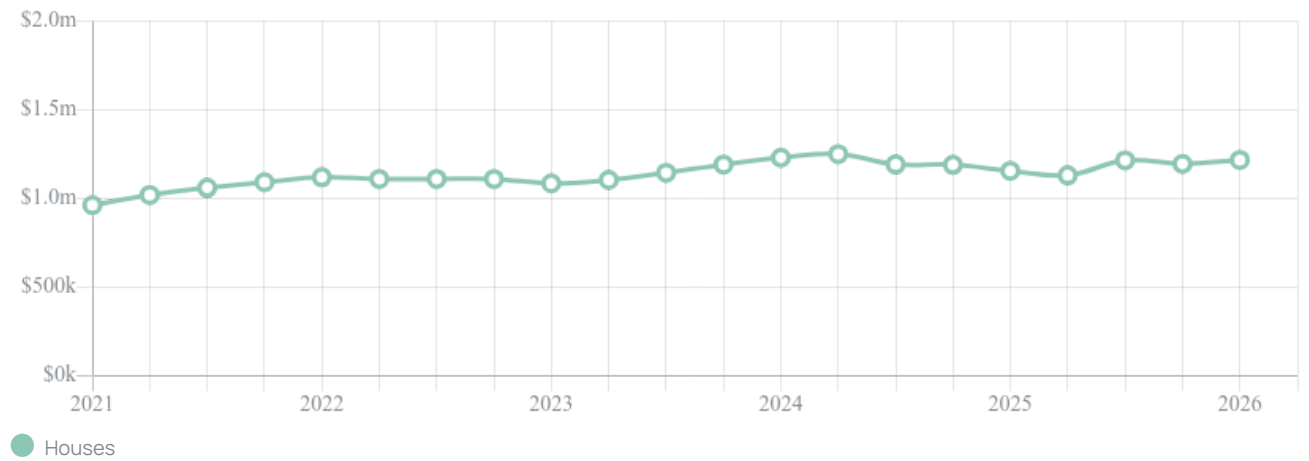
Median

\$1.22m

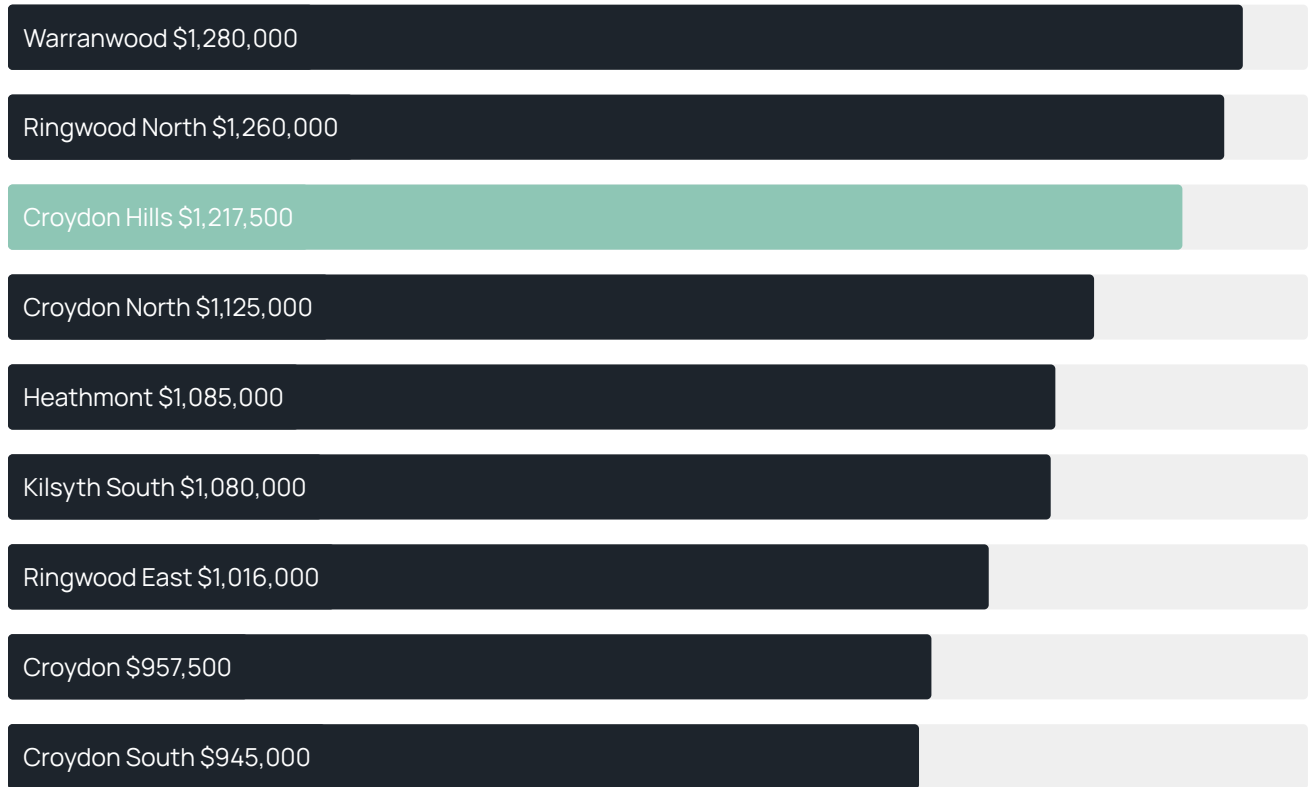
Quarterly price change

1.88% ↑

Quarterly price change¹



Median house price¹



Median unit price¹



Sale method²



Auction clearance rate³

80%

Median days on market³

26 days

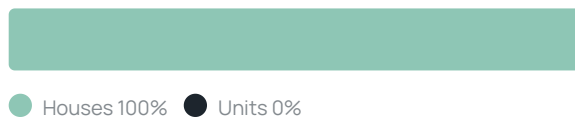
Jellis Craig average inspection attendance per listing⁴

26 groups

Average hold period¹

8.3 years

Dwelling type⁵



Ownership⁵



Population⁵

4,839

Median asking rent¹

\$750 per week

Population growth⁵

-3.06%

Rental yield¹

2.93%

Median age⁵

42 years











Median household size⁵

2.9 people











CROYDON HILLS SUBURB REPORT

Recent Croydon Hills sales











Discover a snapshot of the most recent results for this suburb, to view the full 12 months of sales history, please go to jellisCraig.com.au/suburb-reports

Address	Bedrooms	Type	Price	Sold
 3 Grange Tce Croydon Hills	4	House	\$1,285,000	25 Apr 2026
 1 Billabong Cl Croydon Hills	4	House	\$1,250,000	19 Apr 2026
 47 Angelica Cr Croydon Hills	3	House	\$865,000	18 Apr 2026
 25 Greengable Ct Croydon Hills	4	House	\$1,372,500	14 Apr 2026
 11 Lemongrove Cr Croydon Hills	4	House	\$1,130,000	13 Apr 2026
 7 Lewis Spencer Pl Croydon Hills	4	House	\$1,207,000	30 Mar 2026
 2 Wonuka Ct Croydon Hills	4	House	\$1,125,000	20 Mar 2026
 17 Greengable Ct Croydon Hills	4	House	\$1,562,000	14 Mar 2026
 4 Merrill Cr Croydon Hills	3	House	\$1,177,000	11 Mar 2026
 4/70 Bemboka Rd Croydon Hills	3	Unit	\$1,085,000	03 Mar 2026

CROYDON HILLS SUBURB REPORT

Address	Bedrooms	Type	Price	Sold
 21 Angelica Cr Croydon Hills	3	House	\$950,000	02 Mar 2026
 31 Latrobe Ct Croydon Hills	3	House	\$947,500	25 Feb 2026
 38 Campaspe Dr Croydon Hills	3	House	\$1,055,000	21 Feb 2026
 65 Croydon Hills Dr Croydon Hills	3	House	\$1,138,000	19 Feb 2026
 3 Hawkshead Ct Croydon Hills	4	House	\$1,275,000	31 Jan 2026
 38 Eskdale Dr Croydon Hills	6	House	\$1,380,000	28 Jan 2026
 4 Timberview Tce Croydon Hills	5	House	\$1,635,000	24 Dec 2025
 7 Mari Tce Croydon Hills	4	House	\$1,250,000	15 Dec 2025
 58 Croydon Hills Dr Croydon Hills	4	House	\$1,170,500	14 Dec 2025
 9 Helston Ct Croydon Hills	4	House	\$1,340,000	13 Dec 2025

CROYDON HILLS SUBURB REPORT

Address	Bedrooms	Type	Price	Sold
 106 Langdale Dr Croydon Hills	3	House	\$1,015,000	10 Dec 2025
 4 Ravenglass Ct Croydon Hills	3	House	\$907,000	06 Dec 2025
 68 Croydon Hills Dr CROYDON HILLS	4	House	\$1,130,000	01 Dec 2025
 11 Loddon Ct Croydon Hills	4	House	\$1,582,500	29 Nov 2025
 102 Croydon Hills Dr Croydon Hills	4	House	\$1,022,000	24 Nov 2025
 5 Ovens Ct Croydon Hills	5	House	\$1,220,000	14 Nov 2025
 16 Greengable Ct Croydon Hills	3	House	\$1,130,000	05 Nov 2025
 9 Wonuka Ct Croydon Hills	4	House	\$1,670,000	15 Oct 2025
 22 Tarwin Dr Croydon Hills	4	House	\$1,180,000	07 Oct 2025
 14 Croydon Hills Dr Croydon Hills	5	House	\$1,320,000	23 Sep 2025



Jellis Craig Croydon
2 Croydon Road, Croydon
(03) 9725 0000

Jellis Craig acknowledges and pays our respects to the Bunurong People, the Wadawurrung People, the Dja Dja Wurrung People and the Wurundjeri People as the Traditional Owners and original custodians of the lands on which Jellis Craig operates.

Data is current as of PDF generation date 01/06/2026

- 1 Property Data Online, updated quarterly for the past 12 months
- 2 Property Data Online, updated daily for the past 12 months
- 3 Property Data Online, updated daily for the past quarter
- 4 Jellis Craig's average inspection attendance per listing (houses) over the last 12 months, updated daily
- 5 2021 Australian Census
- 6 Property Data Online, updated daily

This publication contains data, analytics, statistics and other information supplied by PROPERTYDATAONLINE PTY LTD (PropertyData). The data provided in this publication is of a general nature and should not be construed as specific advice or relied upon in lieu of appropriate professional advice.

PropertyData relies upon data supplied by third parties and while the data is checked and reviewed, PropertyData does not warrant the accuracy or completeness of the information to the full extent permitted by the law and excludes all loss or damage howsoever arising (including through negligence) in connection with the data supplied by PropertyData. The State of Victoria owns the copyright in the Property Sales Data and reproduction of that data in any way without the consent of the State of Victoria will constitute a breach of the Copyright Act 1968 (cth). The State of Victoria does not warrant the accuracy or completeness of the Property Sales Data and any person using or relying upon such information does so on the basis that the State of Victoria accepts no responsibility or liability whatsoever for any errors, faults, defects or omissions in the information supplied.