



Croydon South

# Suburb Report



Your connection to property insights



**JellisCraig**

CROYDON SOUTH SUBURB REPORT

Median house price<sup>1</sup>

Median

\$930k

Quarterly price change

1.52% ↑

Median unit price<sup>1</sup>

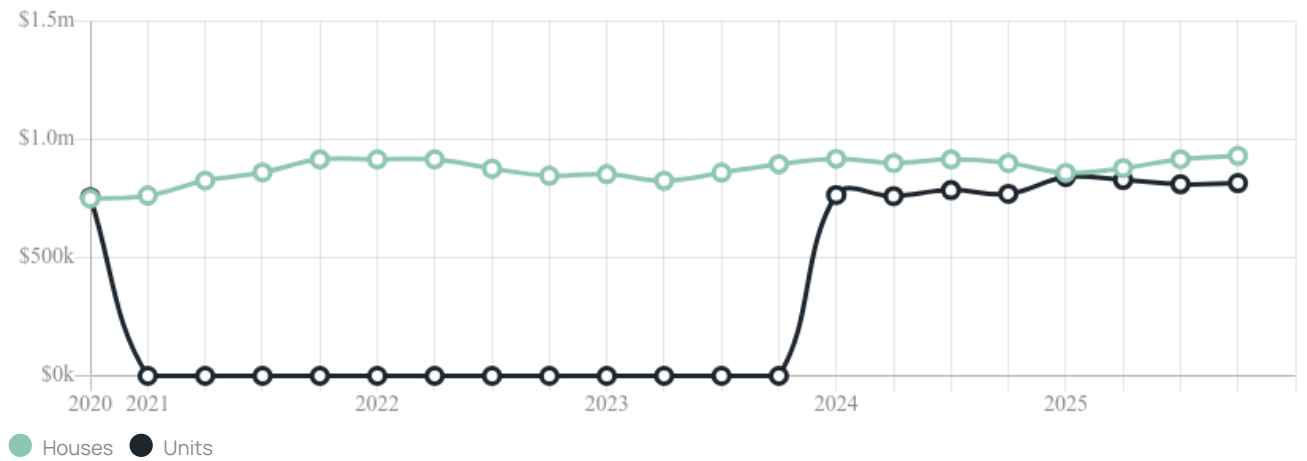
Median

\$815k

Quarterly price change

0.61% ↑

Quarterly price change<sup>1</sup>



CROYDON SOUTH SUBURB REPORT

Median house price<sup>1</sup>



Median unit price<sup>1</sup>



Sale method<sup>2</sup>



● Auction 21%  
● Private 79%

Auction clearance rate<sup>3</sup>

60%

Median days on market<sup>3</sup>

23 days

Jellis Craig average inspection attendance per listing<sup>4</sup>

23 groups

Average hold period<sup>1</sup>

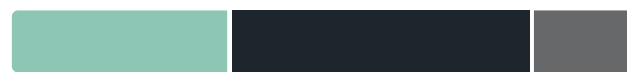
8.3 years

Dwelling type<sup>5</sup>



● Houses 92% ● Units 8%

Ownership<sup>5</sup>



● Owned outright 35% ● Mortgaged 48% ● Rented 16%

Population<sup>5</sup>

4,759

Median asking rent<sup>1</sup>

\$620 per week

Population growth<sup>5</sup>

4.09%

Rental yield<sup>1</sup>

3.42%

Median age<sup>5</sup>

38 years











Median household size<sup>5</sup>

2.6 people











CROYDON SOUTH SUBURB REPORT

## Recent Croydon South sales











Discover a snapshot of the most recent results for this suburb, to view the full 12 months of sales history, please go to [jellisraig.com.au/suburb-reports](http://jellisraig.com.au/suburb-reports)

Address	Bedrooms	Type	Price	Sold
 32 Mariana Av Croydon South	4	House	\$1,040,000	14 Mar 2026
 32 Andrew Cr Croydon South	3	House	\$995,000	10 Mar 2026
 14 Mackenzie Ct Croydon South	3	House	\$1,351,000	09 Mar 2026
 2 Briar Rose Wlk Croydon South	3	House	\$920,000	07 Mar 2026
 2/5 Reilly Ct Croydon South	3	Townhouse	\$930,000	07 Mar 2026
 52 Andrew Cr Croydon South	4	House	\$1,200,000	06 Mar 2026
 32 Shane Cr Croydon South	4	House	\$1,090,000	28 Feb 2026
 10 Banksia Ct Croydon South	4	House	\$2,187,000	25 Feb 2026
 102 Eastfield Rd Croydon South	3	House	\$805,000	21 Feb 2026
 24 Yvonne Av Croydon South	3	House	\$925,000	19 Feb 2026

## CROYDON SOUTH SUBURB REPORT

Address	Bedrooms	Type	Price	Sold
 3/538 Dorset Rd Croydon South	4	Townhouse	\$860,000	19 Feb 2026
 98 Belmont Rd Croydon South	2	House	\$891,000	18 Feb 2026
 12/27 Central Av Croydon South	3	House	\$855,000	17 Feb 2026
 44 Thomas St Croydon South	4	House	\$955,000	12 Feb 2026
 5 The Common Croydon South	3	House	\$927,000	06 Feb 2026
 14A Mackenzie Ct Croydon South	3	Townhouse	\$1,210,000	31 Jan 2026
 23a Belmont Rd.W CROYDON SOUTH	3	House	\$928,000	29 Jan 2026
 19 Mariana Av Croydon South	4	House	\$995,000	22 Jan 2026
 67 Central Av Croydon South	6	House	\$1,070,000	21 Jan 2026
 1/5 Reilly Ct Croydon South	4	House	\$749,000	07 Jan 2026

## CROYDON SOUTH SUBURB REPORT

Address	Bedrooms	Type	Price	Sold
 35 Olympus Dr Croydon South	3	House	\$863,000	24 Dec 2025
 66 Faraday Rd Croydon South	2	House	\$945,000	21 Dec 2025
 22 Shrubby Wlk Croydon South	3	House	\$860,000	18 Dec 2025
 9 Paris Av Croydon South	3	House	\$765,000	13 Dec 2025
 22 Lucille Av Croydon South	4	House	\$1,025,000	04 Dec 2025
 12 Manifold Ct Croydon South	3	House	\$1,054,000	03 Dec 2025
 3/68 Faraday Rd Croydon South	3	Flat/Unit/Apartment	\$860,000	30 Nov 2025
 12 Olympus Dr Croydon South	3	House	\$790,000	20 Nov 2025
 5 Azarow Cirt Croydon South	3	House	\$1,114,200	19 Nov 2025
 12 Paris Av Croydon South	3	House	\$880,000	18 Nov 2025



**Jellis Craig Croydon**  
2 Croydon Road, Croydon  
(03) 9725 0000

Jellis Craig acknowledges and pays our respects to the Bunurong People, the Wadawurrung People, the Dja Dja Wurrung People and the Wurundjeri People as the Traditional Owners and original custodians of the lands on which Jellis Craig operates.

---

Data is current as of PDF generation date 01/04/2026

- 1 Property Data Online, updated quarterly for the past 12 months
- 2 Property Data Online, updated daily for the past 12 months
- 3 Property Data Online, updated daily for the past quarter
- 4 Jellis Craig's average inspection attendance per listing (houses) over the last 12 months, updated daily
- 5 2021 Australian Census
- 6 Property Data Online, updated daily

This publication contains data, analytics, statistics and other information supplied by PROPERTYDATAONLINE PTY LTD (PropertyData). The data provided in this publication is of a general nature and should not be construed as specific advice or relied upon in lieu of appropriate professional advice.

PropertyData relies upon data supplied by third parties and while the data is checked and reviewed, PropertyData does not warrant the accuracy or completeness of the information to the full extent permitted by the law and excludes all loss or damage howsoever arising (including through negligence) in connection with the data supplied by PropertyData. The State of Victoria owns the copyright in the Property Sales Data and reproduction of that data in any way without the consent of the State of Victoria will constitute a breach of the Copyright Act 1968 (cth). The State of Victoria does not warrant the accuracy or completeness of the Property Sales Data and any person using or relying upon such information does so on the basis that the State of Victoria accepts no responsibility or liability whatsoever for any errors, faults, defects or omissions in the information supplied.