



Croydon South Suburb Report



Your connection to property insights



JellisCraig

CROYDON SOUTH SUBURB REPORT

Median house price¹

Median

\$916k

Quarterly price change

4.26% ↑

Median unit price¹

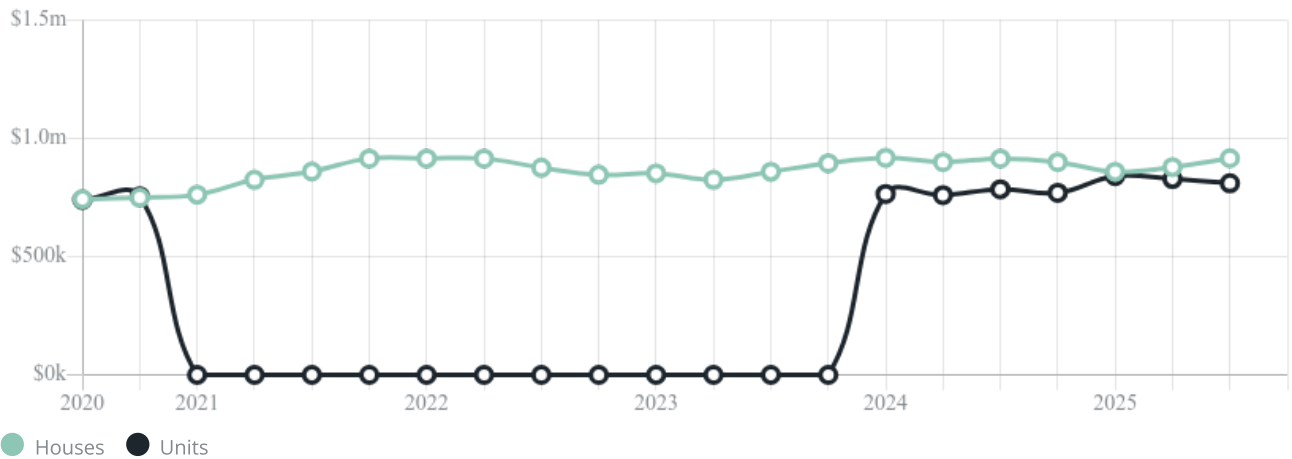
Median

\$810k


Quarterly price change

-2.16% ↓

Quarterly price change¹



CROYDON SOUTH SUBURB REPORT

Median house price¹Median unit price¹

Sale method²Auction clearance rate³

100%

Median days on market³

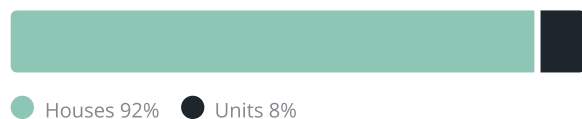
23 days

Jellis Craig average inspection attendance per listing⁴

23 groups

Average hold period¹

8.3 years

Dwelling type⁵Ownership⁵Population⁵

4,759

Median asking rent¹

\$600 per week

Population growth⁵

4.09%

Rental yield¹

3.42%

Median age⁵

38 years











Median household size⁵

2.6 people











CROYDON SOUTH SUBURB REPORT

Recent Croydon South sales











Discover a snapshot of the most recent results for this suburb, to view the full 12 months of sales history, please go to jellisraig.com.au/suburb-reports

Address	Bedrooms	Type	Price	Sold
 1/5 Reilly Ct Croydon South	4	House	\$749,000	07 Jan 2026
 66 Faraday Rd Croydon South	2	House	\$945,000	21 Dec 2025
 22 Shrubby Wlk Croydon South	3	House	\$860,000	18 Dec 2025
 9 Paris Av Croydon South	3	House	\$765,000	13 Dec 2025
 12 Manifold Ct Croydon South	3	House	\$1,054,000	03 Dec 2025
 12 Olympus Dr Croydon South	3	House	\$790,000	20 Nov 2025
 5 Azarow Cirt Croydon South	3	House	\$1,114,200	19 Nov 2025
 3 Malinda Way Croydon South	3	House	\$1,275,000	13 Nov 2025
 2/68 Faraday Rd Croydon South	3	Townhouse	\$890,000	13 Nov 2025
 152 Bayswater Rd Croydon South	3	House	\$850,000	10 Nov 2025

CROYDON SOUTH SUBURB REPORT

Address	Bedrooms	Type	Price	Sold
 3/5 Reilly Ct Croydon South	3	Townhouse	\$1,010,000	10 Nov 2025
 15 Mulduri Cr Croydon South	3	House	\$1,160,000	07 Nov 2025
 65 Faraday Rd Croydon South	3	House	\$675,000	06 Nov 2025
 22 Long View Rd Croydon South	4	House	\$1,442,670	01 Nov 2025
 44 Eastfield Rd Croydon South	3	House	\$830,000	01 Nov 2025
 4 Goroke Ct Croydon South	4	House	\$1,135,000	30 Oct 2025
 90 Belmont Rd.E Croydon South	3	House	\$907,000	22 Oct 2025
 22 Mulduri Cr CROYDON SOUTH	3	House	\$1,272,000	21 Oct 2025
 1/68 Faraday Rd Croydon South	3	House	\$885,000	21 Oct 2025
 34 Mariana Av Croydon South	4	House	\$1,200,000	20 Oct 2025

CROYDON SOUTH SUBURB REPORT

Address	Bedrooms	Type	Price	Sold
 3 Macey St Croydon South	3	House	\$870,000	16 Oct 2025
 2/15 Yvonne Av Croydon South	2	Townhouse	\$752,000	10 Oct 2025
 20 Auburn Gr CROYDON SOUTH	4	House	\$1,360,000	10 Oct 2025
 30 Homer Av Croydon South	3	House	\$770,000	06 Oct 2025
 3/47 Faraday Rd Croydon South	2	Flat/Unit/Apartment	\$730,000	30 Sep 2025
 11 Valley Ct Croydon South	5	House	\$960,000	27 Sep 2025
 29 Ulysses Av Croydon South	4	House	\$1,312,000	24 Sep 2025
 9 Blue Mist Dr Croydon South	3	House	\$795,000	22 Sep 2025
 2/29 Belmont Rd.W Croydon South	3	Townhouse	\$890,000	18 Sep 2025
 37 Olympus Dr CROYDON SOUTH	3	House	\$900,000	15 Sep 2025



Jellis Craig Croydon
2 Croydon Road, Croydon
(03) 9725 0000

Jellis Craig acknowledges and pays our respects to the Bunurong People, the Wadawurrung People, the Dja Dja Wurrung People and the Wurundjeri People as the Traditional Owners and original custodians of the lands on which Jellis Craig operates.



Data is current as of PDF generation date 08/01/2026

- 1 Property Data Online, updated quarterly for the past 12 months
- 2 Property Data Online, updated daily for the past 12 months
- 3 Property Data Online, updated daily for the past quarter
- 4 Jellis Craig's average inspection attendance per listing (houses) over the last 12 months, updated daily
- 5 2021 Australian Census
- 6 Property Data Online, updated daily

This publication contains data, analytics, statistics and other information supplied by PROPERTYDATAONLINE PTY LTD (PropertyData). The data provided in this publication is of a general nature and should not be construed as specific advice or relied upon in lieu of appropriate professional advice.

PropertyData relies upon data supplied by third parties and while the data is checked and reviewed, PropertyData does not warrant the accuracy or completeness of the information to the full extent permitted by the law and excludes all loss or damage howsoever arising (including through negligence) in connection with the data supplied by PropertyData. The State of Victoria owns the copyright in the Property Sales Data and reproduction of that data in any way without the consent of the State of Victoria will constitute a breach of the Copyright Act 1968 (cth). The State of Victoria does not warrant the accuracy or completeness of the Property Sales Data and any person using or relying upon such information does so on the basis that the State of Victoria accepts no responsibility or liability whatsoever for any errors, faults, defects or omissions in the information supplied.