



Croydon

# Suburb Report



Your connection to property insights



**JellisCraig**

CROYDON SUBURB REPORT

Median house price<sup>1</sup>

Median

\$950k

Quarterly price change

4.36% ↑

Median unit price<sup>1</sup>

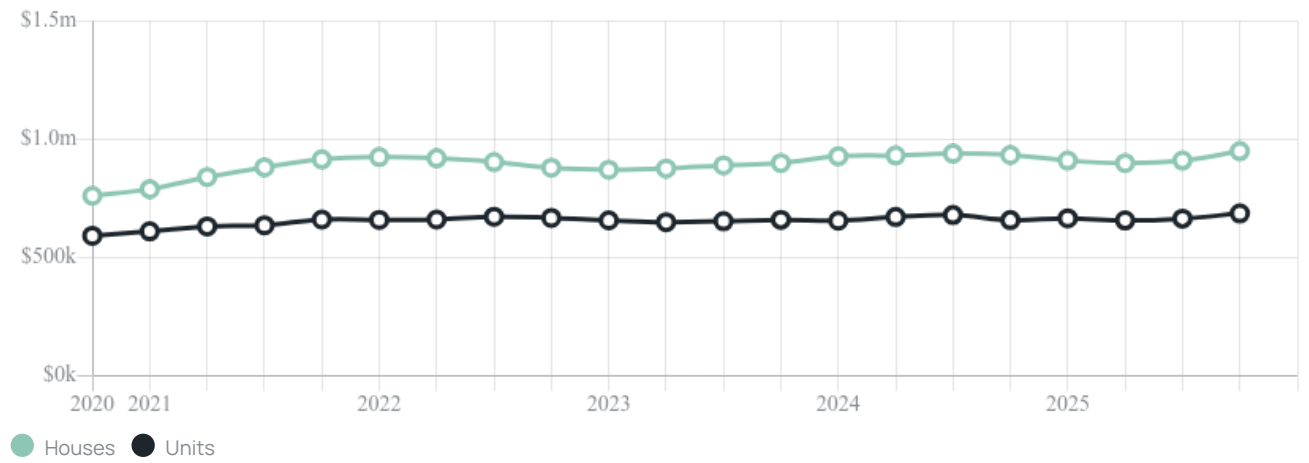
Median

\$687k

Quarterly price change

3.30% ↑

Quarterly price change<sup>1</sup>



### Median house price<sup>1</sup>



### Median unit price<sup>1</sup>



Sale method<sup>2</sup>



Auction clearance rate<sup>3</sup>

82.76%

Median days on market<sup>3</sup>

25 days

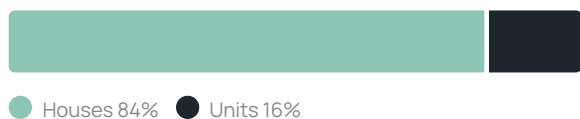
Jellis Craig average inspection attendance per listing<sup>4</sup>

25 groups

Average hold period<sup>1</sup>

7.7 years

Dwelling type<sup>5</sup>



Ownership<sup>5</sup>



Population<sup>5</sup>

28,608

Median asking rent<sup>1</sup>

\$650 per week

Population growth<sup>5</sup>

6.17%

Rental yield<sup>1</sup>

3.33%

Median age<sup>5</sup>

39 years











Median household size<sup>5</sup>

2.4 people











## CROYDON SUBURB REPORT

### Recent Croydon sales











Discover a snapshot of the most recent results for this suburb, to view the full 12 months of sales history, please go to [jellisCraig.com.au/suburb-reports](http://jellisCraig.com.au/suburb-reports)

Address	Bedrooms	Type	Price	Sold
 3/30 Dorset Rd Croydon	2	Townhouse	\$742,500	31 Mar 2026
 2/24 Vinter Av Croydon	3	Townhouse	\$810,000	31 Mar 2026
 4/20 Norman Rd CROYDON	2	Unit	\$670,000	31 Mar 2026
 1 Midhurst Rd Croydon	4	House	\$1,350,000	30 Mar 2026
 6/1 Rawlinson ST Croydon	2	Unit	\$660,000	30 Mar 2026
 2 Silvergrass Ct Croydon	2	House	\$786,000	28 Mar 2026
 5 Caromar St Croydon	3	House	\$855,000	28 Mar 2026
 14 Robinson St Croydon	4	House	\$950,000	28 Mar 2026
 4/10 Jarvis Av Croydon	3	Unit	\$788,000	28 Mar 2026
 30/77-79 Bayswater Rd Croydon	2	Unit	\$542,500	28 Mar 2026

## CROYDON SUBURB REPORT

Address	Bedrooms	Type	Price	Sold
 12 Nuraylia Av Croydon	4	House	\$1,085,000	25 Mar 2026
 21 Binbrook Dr Croydon	3	House	\$1,155,000	25 Mar 2026
 13 Aminga Ct Croydon	3	House	\$833,000	25 Mar 2026
 1/11 William Rd CROYDON	3	Unit	\$920,000	21 Mar 2026
 2 Drewett Cirt Croydon	4	House	\$1,271,000	21 Mar 2026
 2a Midhurst Rd Croydon	3	House	\$730,000	21 Mar 2026
 1/169 Lincoln Rd Croydon	3	Townhouse	\$890,000	21 Mar 2026
 158 Dorset Rd Croydon	3	House	\$985,000	21 Mar 2026
 22 Leigh Rd Croydon	3	House	\$1,175,000	21 Mar 2026
 2 Farnley St Croydon	4	House	\$1,295,000	19 Mar 2026

## CROYDON SUBURB REPORT

Address	Bedrooms	Type	Price	Sold
 2/13 Louisa St Croydon	2	Unit	\$685,000	19 Mar 2026
 48 Norris Cirt Croydon	5	House	\$1,410,000	18 Mar 2026
 16 Glen Av Croydon	4	House	\$1,150,000	15 Mar 2026
 2/6 Churchill Rd Croydon	2	Unit	\$765,000	14 Mar 2026
 2/14 Barclay Av Croydon	2	Unit	\$830,000	14 Mar 2026
 52b Surrey Rd.E Croydon	3	House	\$740,000	13 Mar 2026
 2/370 Maroondah Hwy Croydon	4	Townhouse	\$930,000	13 Mar 2026
 49 Ruskin Av Croydon	2	House	\$825,050	12 Mar 2026
 126 Maroondah Hwy Croydon	3	House	\$1,225,000	12 Mar 2026
 4 Aminga Ct Croydon	3	House	\$800,000	11 Mar 2026



**Jellis Craig Croydon**  
2 Croydon Road, Croydon  
(03) 9725 0000

Jellis Craig acknowledges and pays our respects to the Bunurong People, the Wadawurrung People, the Dja Dja Wurrung People and the Wurundjeri People as the Traditional Owners and original custodians of the lands on which Jellis Craig operates.

---

Data is current as of PDF generation date 01/04/2026

- 1 Property Data Online, updated quarterly for the past 12 months
- 2 Property Data Online, updated daily for the past 12 months
- 3 Property Data Online, updated daily for the past quarter
- 4 Jellis Craig's average inspection attendance per listing (houses) over the last 12 months, updated daily
- 5 2021 Australian Census
- 6 Property Data Online, updated daily

This publication contains data, analytics, statistics and other information supplied by PROPERTYDATAONLINE PTY LTD (PropertyData). The data provided in this publication is of a general nature and should not be construed as specific advice or relied upon in lieu of appropriate professional advice.

PropertyData relies upon data supplied by third parties and while the data is checked and reviewed, PropertyData does not warrant the accuracy or completeness of the information to the full extent permitted by the law and excludes all loss or damage howsoever arising (including through negligence) in connection with the data supplied by PropertyData. The State of Victoria owns the copyright in the Property Sales Data and reproduction of that data in any way without the consent of the State of Victoria will constitute a breach of the Copyright Act 1968 (cth). The State of Victoria does not warrant the accuracy or completeness of the Property Sales Data and any person using or relying upon such information does so on the basis that the State of Victoria accepts no responsibility or liability whatsoever for any errors, faults, defects or omissions in the information supplied.