

# JellisCraig

CURLEWIS

# Suburb Report

Know your neighbourhood.



CURLEWIS SUBURB REPORT

Median House Price\*


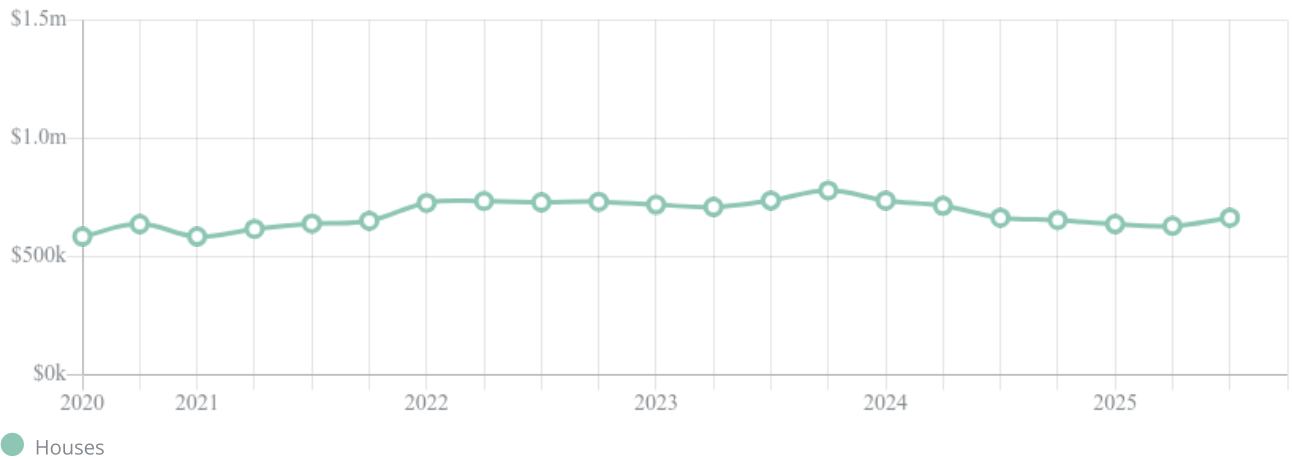
Median

\$665k

Quarterly Price Change

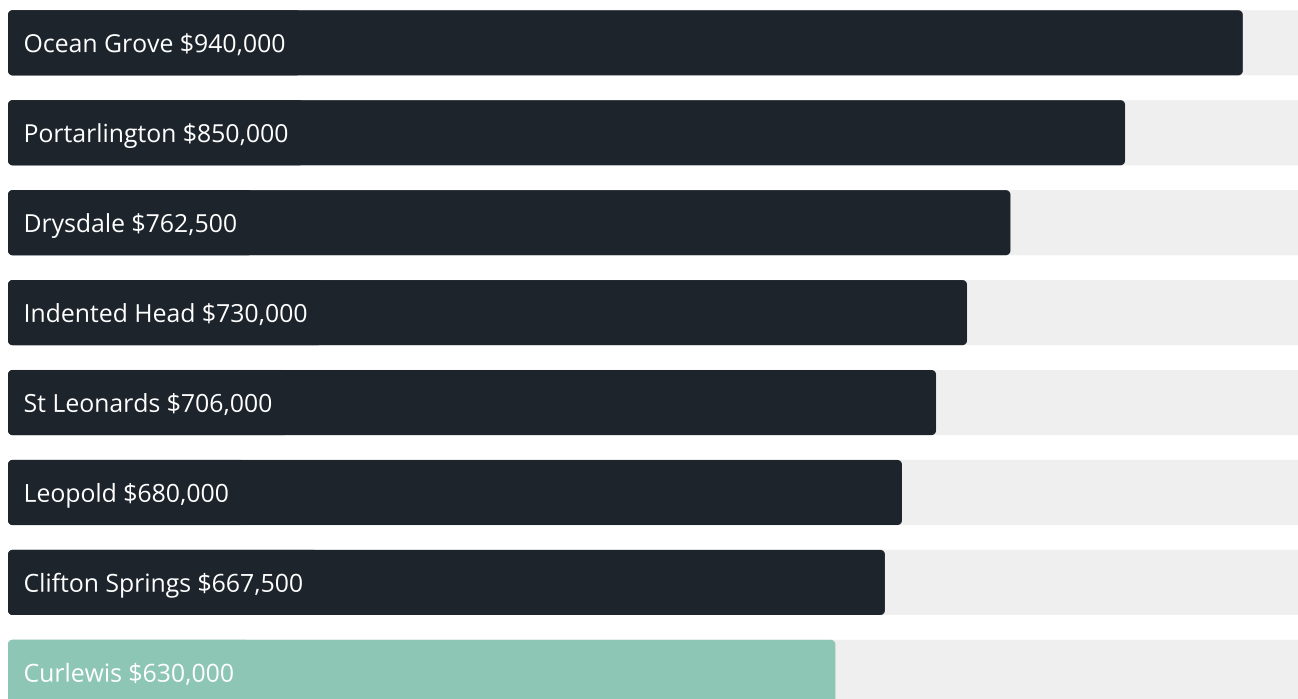
5.55% ↑

Quarterly Price Change\*



## CURLEWIS SUBURB REPORT

### Median House Sale Price<sup>\*</sup>



### Median Unit Sale Price<sup>\*</sup>



## CURLEWIS SUBURB REPORT

Sale Method<sup>\*</sup>

● Private 100%

Median Days on Market<sup>^</sup>

45 days

Average Hold Period<sup>\*</sup>

3.2 years

Dwelling Type<sup>^</sup>

● Houses 99% ● Units 1%

Ownership<sup>^</sup>

● Owned Outright 26% ● Mortgaged 44% ● Rented 29%

Population<sup>^</sup>

4,175

Median Asking Rent per week<sup>\*</sup>

\$520

Median Age<sup>^</sup>

34 years

Rental Yield<sup>\*</sup>











3.84%

Median Household Size<sup>^</sup>











2.7 people

## CURLEWIS SUBURB REPORT











Discover a snapshot of the most recent results for this suburb, to view the full 12 months of sales history, please go to [jellisraig.com.au/suburbinsights](http://jellisraig.com.au/suburbinsights)

Address	Bedrooms	Type	Price	Sold
 8 Sandy Way Curlewis	4	House	\$725,000	24 Nov 2025
 75 Creekside Dr Curlewis	4	House	\$695,000	19 Nov 2025
 8 Amber Av Curlewis	4	House	\$709,000	17 Nov 2025
 7 Eaglesnest Dr Curlewis	4	House	\$795,000	17 Nov 2025
 9 Chatsworth Way Curlewis	4	House	\$695,000	07 Nov 2025
 26 Pierview Dr Curlewis	4	House	\$790,000	27 Oct 2025
 14 Eden Tce Curlewis	4	House	\$615,000	27 Oct 2025
 18 Arenal St Curlewis	4	House	\$710,000	24 Oct 2025
 16 Fairwind St Curlewis	3	House	\$950,000	22 Oct 2025
 7 Balboa Gr Curlewis	4	House	\$635,000	22 Oct 2025

## CURLEWIS SUBURB REPORT

Address	Bedrooms	Type	Price	Sold
 169 Oceania Dr Curlewis	4	House	\$895,000	21 Oct 2025
 6 Bowline Pl Curlewis	3	House	\$730,000	20 Oct 2025
 12 Catani La Curlewis	3	House	\$610,000	18 Oct 2025
 2 Yellowstone Av Curlewis	4	House	\$680,000	16 Oct 2025
 52 Appleby St Curlewis	3	House	\$630,000	11 Oct 2025
 55 Northsun Rd Curlewis	4	House	\$720,000	06 Oct 2025
 65 Northsun Rd Curlewis	4	House	\$643,000	02 Oct 2025
 46 Elandi St Curlewis	4	House	\$940,000	01 Oct 2025
 12 Balboa Gr Curlewis	4	House	\$725,000	29 Sep 2025
 8 Longwood St Curlewis	4	House	\$710,000	26 Sep 2025

## CURLEWIS SUBURB REPORT

Address	Bedrooms	Type	Price	Sold
 12 Shakespear Av Curlewis	4	House	\$750,000	25 Sep 2025
 58 Brompton Av Curlewis	4	House	\$900,000	23 Sep 2025
 12 Fairwind St Curlewis	4	House	\$750,000	15 Sep 2025
 7 Oceanscape Rd Curlewis	4	House	\$690,000	12 Sep 2025
 115 Oceania Dr Curlewis	4	House	\$925,000	12 Sep 2025
 55 Stanley Av Curlewis	4	House	\$655,000	05 Sep 2025
 14 Hilltop Dr Curlewis	4	House	\$860,000	04 Sep 2025
 22 Meadow Dr Curlewis	4	House	\$650,000	28 Aug 2025
 27 View Bella Rd Curlewis	3	House	\$670,000	26 Aug 2025
 8 Rowlock Pl Curlewis	4	House	\$720,000	23 Aug 2025



[jellisraig.com.au](http://jellisraig.com.au)

Data is current as of PDF generation date 01/12/2025

\* Updated Quarterly for the past 12 months

^ Updated daily for the past quarter

~ Updated daily: 33 recent results.

This publication contains data, analytics, statistics and other information supplied by PROPERTYDATAONLINE PTY LTD (PropertyData). The data provided in this publication is of a general nature and should not be construed as specific advice or relied upon in lieu of appropriate professional advice.

PropertyData relies upon data supplied by third parties and while the data is checked and reviewed, PropertyData does not warrant the accuracy or completeness of the information to the full extent permitted by the law and excludes all loss or damage howsoever arising (including through negligence) in connection with the data supplied by PropertyData. The State of Victoria owns the copyright in the Property Sales Data and reproduction of that data in any way without the consent of the State of Victoria will constitute a breach of the Copyright Act 1968 (cth). The State of Victoria does not warrant the accuracy or completeness of the Property Sales Data and any person using or relying upon such information does so on the basis that the State of Victoria accepts no responsibility or liability whatsoever for any errors, faults, defects or omissions in the information supplied.