



Curlewis

# Suburb Report



Your connection to property insights



JellisCraig

CURLEWIS SUBURB REPORT

Median house price<sup>1</sup>


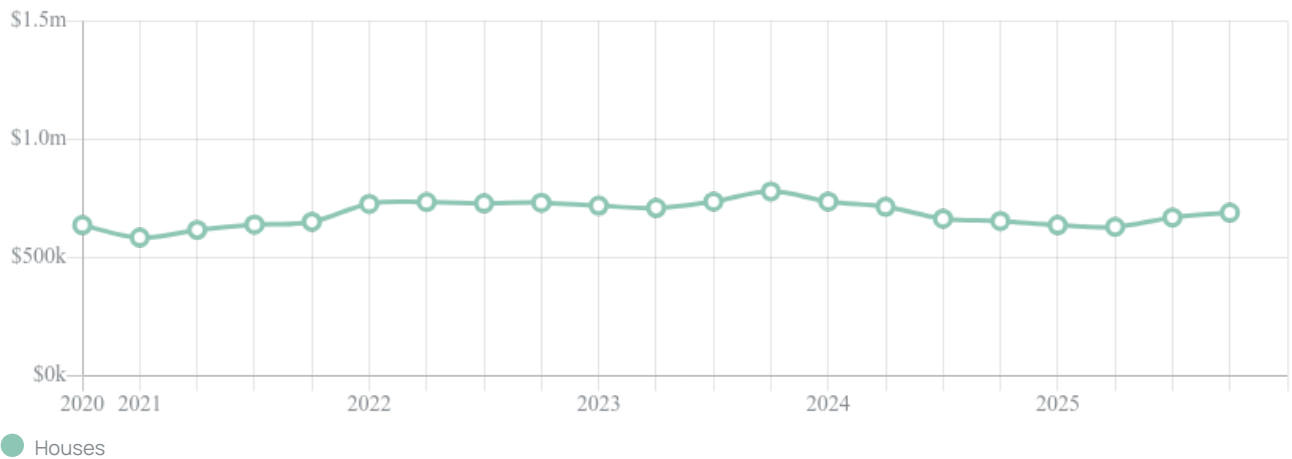
Median

\$690k

Quarterly price change

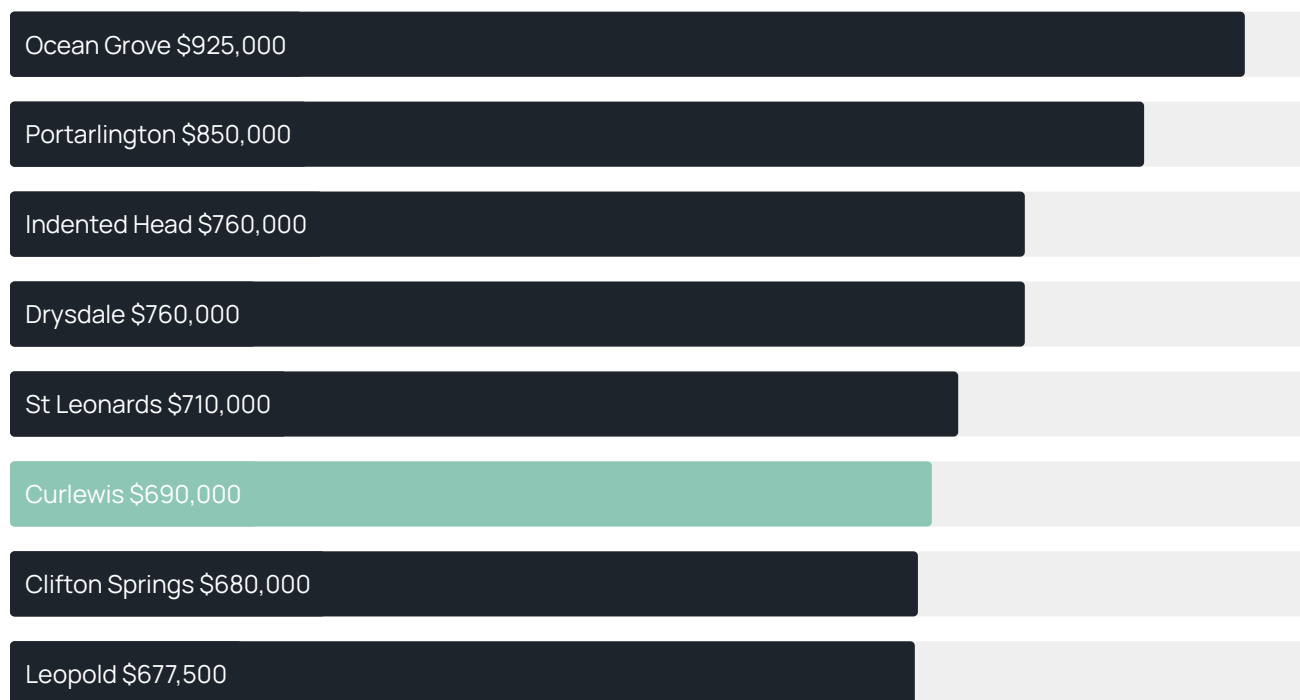
2.98% ↑

Quarterly price change<sup>1</sup>

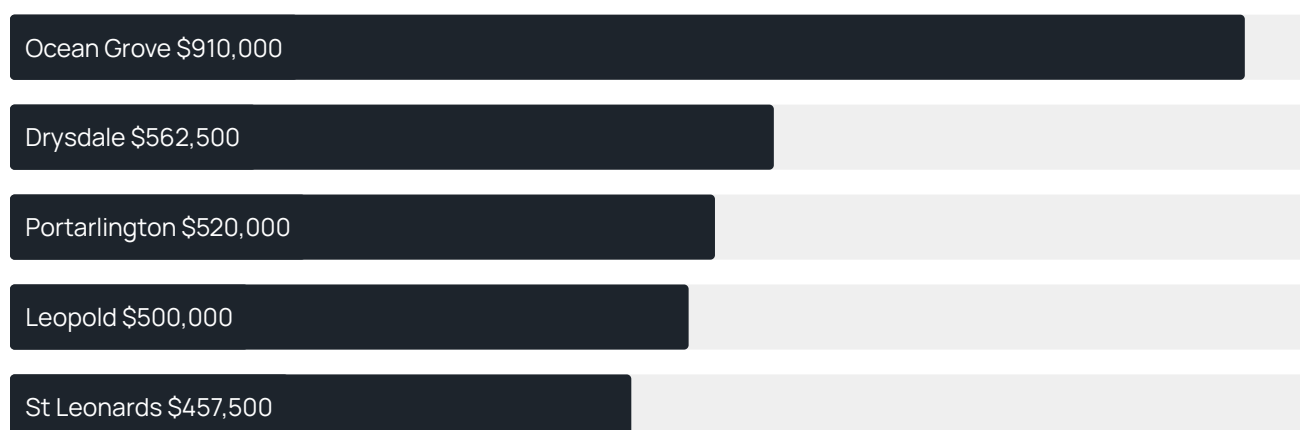


## CURLEWIS SUBURB REPORT

### Median house price<sup>1</sup>



### Median unit price<sup>1</sup>



Sale method<sup>2</sup>

● Private 100%

Median days on market<sup>3</sup>

35 days

Jellis Craig average inspection attendance per listing<sup>4</sup>

35 groups

Average hold period<sup>1</sup>

3.2 years

Dwelling type<sup>5</sup>

● Houses 99% ● Units 1%

Ownership<sup>5</sup>

● Owned outright 26% ● Mortgaged 44% ● Rented 29%

Population<sup>5</sup>

4,175

Median asking rent<sup>1</sup>

\$520 per week

Median age<sup>5</sup>

34 years

Rental yield<sup>1</sup>

3.84%











Median household size<sup>5</sup>

2.7 people











## CURLEWIS SUBURB REPORT

### Recent Curlewis sales

Discover a snapshot of the most recent results for this suburb, to view the full 12 months of sales history, please go to [jellisCraig.com.au/suburb-reports](https://jellisCraig.com.au/suburb-reports)











Address	Bedrooms	Type	Price	Sold
 39 Anstead Av Curlewis	4	House	\$730,000	30 Jan 2026
 26 Suffolk St Curlewis	4	House	\$690,000	19 Jan 2026
 36 Sailfish Cr Curlewis	4	House	\$755,000	16 Jan 2026
 10 Mirabell St Curlewis	4	House	\$822,000	15 Jan 2026
 16 Yellowstone Av Curlewis	3	House	\$598,000	17 Dec 2025
 51 Pierview Dr Curlewis	4	House	\$1,000,000	09 Dec 2025
 132 Oceania Dr Curlewis	4	House	\$850,000	09 Dec 2025
 49 Baybrook Av Curlewis	4	House	\$720,000	05 Dec 2025
 10 Longwood St Curlewis	4	House	\$730,000	03 Dec 2025
 8 Sandy Way Curlewis	4	House	\$725,000	24 Nov 2025

## CURLEWIS SUBURB REPORT

Address	Bedrooms	Type	Price	Sold
 1 Hampshire Way Curlewis	4	House	\$620,000	20 Nov 2025
 75 Creekside Dr Curlewis	4	House	\$695,000	19 Nov 2025
 7 Morris St Curlewis	4	House	\$785,000	19 Nov 2025
 8 Amber Av Curlewis	4	House	\$709,000	17 Nov 2025
 7 Eaglesnest Dr Curlewis	4	House	\$795,000	17 Nov 2025
 61 Northsun Rd Curlewis	3	House	\$630,000	17 Nov 2025
 50 Baybrook Av Curlewis	3	House	\$617,000	15 Nov 2025
 9 Chatsworth Way Curlewis	4	House	\$695,000	07 Nov 2025
 36 Greenvale Dr Curlewis	4	House	\$640,000	01 Nov 2025
 26 Pierview Dr Curlewis	4	House	\$790,000	27 Oct 2025



## CURLEWIS SUBURB REPORT

Address	Bedrooms	Type	Price	Sold
 14 Eden Tce Curlewis	4	House	\$615,000	27 Oct 2025
 18 Arenal St Curlewis	4	House	\$710,000	24 Oct 2025
 71 Centennial Blvd Curlewis	4	House	\$880,000	23 Oct 2025
 16 Fairwind St Curlewis	3	House	\$950,000	22 Oct 2025
 7 Balboa Gr Curlewis	4	House	\$635,000	22 Oct 2025
 169 Oceania Dr Curlewis	4	House	\$895,000	21 Oct 2025
 6 Bowline Pl Curlewis	3	House	\$730,000	20 Oct 2025
 12 Catani La Curlewis	3	House	\$610,000	18 Oct 2025
 2 Yellowstone Av Curlewis	4	House	\$680,000	16 Oct 2025
 2 Peace Rd Curlewis	3	House	\$935,000	14 Oct 2025



Jellis Craig acknowledges and pays our respects to the Bunurong People, the Wadawurrung People, the Dja Dja Wurrung People and the Wurundjeri People as the Traditional Owners and original custodians of the lands on which Jellis Craig operates.

---

Data is current as of PDF generation date 01/02/2026

1 Property Data Online, updated quarterly for the past 12 months

2 Property Data Online, updated daily for the past 12 months

3 Property Data Online, updated daily for the past quarter

4 Jellis Craig's average inspection attendance per listing (houses) over the last 12 months, updated daily

5 2021 Australian Census

6 Property Data Online, updated daily

This publication contains data, analytics, statistics and other information supplied by PROPERTYDATAONLINE PTY LTD (PropertyData). The data provided in this publication is of a general nature and should not be construed as specific advice or relied upon in lieu of appropriate professional advice.

PropertyData relies upon data supplied by third parties and while the data is checked and reviewed, PropertyData does not warrant the accuracy or completeness of the information to the full extent permitted by the law and excludes all loss or damage howsoever arising (including through negligence) in connection with the data supplied by PropertyData. The State of Victoria owns the copyright in the Property Sales Data and reproduction of that data in any way without the consent of the State of Victoria will constitute a breach of the Copyright Act 1968 (cth). The State of Victoria does not warrant the accuracy or completeness of the Property Sales Data and any person using or relying upon such information does so on the basis that the State of Victoria accepts no responsibility or liability whatsoever for any errors, faults, defects or omissions in the information supplied.