



Daylesford

Suburb Report



Your connection to property insights



JellisCraig

DAYLESFORD SUBURB REPORT

Median house price¹

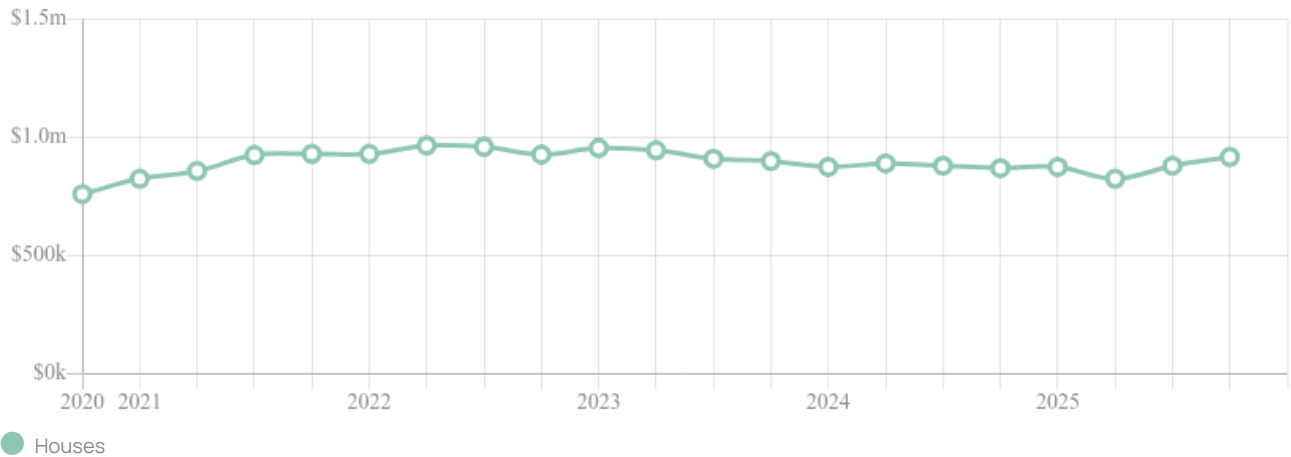
Median

\$917k

Quarterly price change

4.20% ↑

Quarterly price change¹



DAYLESFORD SUBURB REPORT

Median house price¹



Sale method²

● Auction 4%
● Private 96%

Median days on market³

55 days

Jellis Craig average inspection attendance per listing⁴

55 groups

Average hold period¹

5.8 years

Dwelling type⁵

● Houses 89% ● Units 11%

Ownership⁵

● Owned outright 54% ● Mortgaged 29% ● Rented 18%

Population⁵

2,781

Median asking rent¹

\$560 per week

Population growth⁵

9.14%

Rental yield¹

3.09%

Median age⁵

55 years











Median household size⁵

1.9 people











DAYLESFORD SUBURB REPORT

Recent Daylesford sales











Discover a snapshot of the most recent results for this suburb, to view the full 12 months of sales history, please go to jellisCraig.com.au/suburb-reports

Address	Bedrooms	Type	Price	Sold
 27 King St Daylesford	2	House	\$639,000	27 Jan 2026
 1/130 Raglan St Daylesford	2	House	\$475,000	07 Jan 2026
 2/37 Hospital St Daylesford	1	House	\$620,000	23 Dec 2025
 1 Old Ballarat Rd Daylesford	3	House	\$1,185,000	22 Dec 2025
 5/61 Raglan St Daylesford	2	Flat/Unit/Apartment	\$570,000	20 Dec 2025
 44 Bridport St Daylesford	2	House	\$680,000	17 Dec 2025
 63 Albert St DAYLESFORD	3	House	\$835,000	15 Dec 2025
 3000 Ballan Daylesford Rd DAYLESFORD	3	House	\$722,000	12 Dec 2025
 7 Lake Rd DAYLESFORD	2	House	\$800,000	11 Dec 2025
 17 Little St Daylesford	2	House	\$800,000	27 Nov 2025

DAYLESFORD SUBURB REPORT

Address	Bedrooms	Type	Price	Sold
 94 Raglan St Daylesford	3	House	\$249,463	26 Nov 2025
 112 Raglan St Daylesford	3	House	\$720,000	17 Nov 2025
 67 Albert St Daylesford	3	House	\$645,000	14 Nov 2025
 100 Central Springs Rd Daylesford	2	House	\$650,000	13 Nov 2025
 22 Hospital St Daylesford	3	House	\$1,270,000	12 Nov 2025
 27 Central Springs Rd Daylesford	3	House	\$1,096,000	11 Nov 2025
 24 King St Daylesford	3	House	\$1,540,000	07 Nov 2025
 3 Cedar La Daylesford	3	House	\$3,410,000	25 Oct 2025
 15 Vincent St Daylesford	3	House	\$600,000	22 Oct 2025
 92 Central Springs Rd Daylesford	3	House	\$595,000	15 Oct 2025

DAYLESFORD SUBURB REPORT

Address	Bedrooms	Type	Price	Sold
 14 Chatfield Av Daylesford	4	House	\$1,950,000	12 Oct 2025
 2 Forestview La Daylesford	2	House	\$620,000	10 Oct 2025
 49 Stanbridge St Daylesford	4	House	\$1,200,000	03 Oct 2025
 138 Vincent St Daylesford	2	House	\$485,000	02 Oct 2025
 45 West St Daylesford	4	House	\$1,330,000	29 Sep 2025
 44 Raglan St Daylesford	2	House	\$630,000	23 Sep 2025
 18 Stanhope St Daylesford	2	House	\$890,000	22 Sep 2025
 8 Hill St Daylesford	3	House	\$590,000	18 Sep 2025
 44 East St Daylesford	3	House	\$795,000	17 Sep 2025
 12 Indigo La Daylesford	4	House	\$2,750,000	16 Sep 2025



Jellis Craig Daylesford
5 Howe Street, Daylesford
03 9989 2525

Jellis Craig acknowledges and pays our respects to the Bunurong People, the Wadawurrung People, the Dja Dja Wurrung People and the Wurundjeri People as the Traditional Owners and original custodians of the lands on which Jellis Craig operates.

Data is current as of PDF generation date 01/02/2026

- 1 Property Data Online, updated quarterly for the past 12 months
- 2 Property Data Online, updated daily for the past 12 months
- 3 Property Data Online, updated daily for the past quarter
- 4 Jellis Craig's average inspection attendance per listing (houses) over the last 12 months, updated daily
- 5 2021 Australian Census
- 6 Property Data Online, updated daily

This publication contains data, analytics, statistics and other information supplied by PROPERTYDATAONLINE PTY LTD (PropertyData). The data provided in this publication is of a general nature and should not be construed as specific advice or relied upon in lieu of appropriate professional advice.

PropertyData relies upon data supplied by third parties and while the data is checked and reviewed, PropertyData does not warrant the accuracy or completeness of the information to the full extent permitted by the law and excludes all loss or damage howsoever arising (including through negligence) in connection with the data supplied by PropertyData. The State of Victoria owns the copyright in the Property Sales Data and reproduction of that data in any way without the consent of the State of Victoria will constitute a breach of the Copyright Act 1968 (cth). The State of Victoria does not warrant the accuracy or completeness of the Property Sales Data and any person using or relying upon such information does so on the basis that the State of Victoria accepts no responsibility or liability whatsoever for any errors, faults, defects or omissions in the information supplied.