



Daylesford

# Suburb Report



Your connection to property insights



**JellisCraig**

DAYLESFORD SUBURB REPORT

Median house price<sup>1</sup>

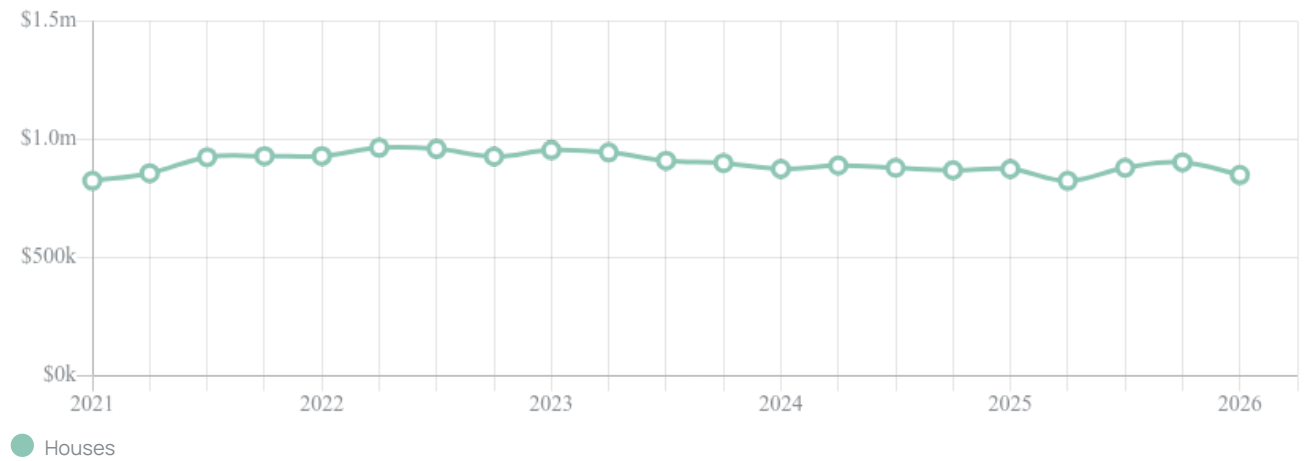
Median

\$850k

Quarterly price change

-5.92% ↓

Quarterly price change<sup>1</sup>



DAYLESFORD SUBURB REPORT

Median house price<sup>1</sup>



Sale method<sup>2</sup>



● Private 100%

Median days on market<sup>3</sup>

190 days

Jellis Craig average inspection attendance per listing<sup>4</sup>

190 groups

Average hold period<sup>1</sup>

5.8 years

Dwelling type<sup>5</sup>



● Houses 89% ● Units 11%

Ownership<sup>5</sup>



● Owned outright 54% ● Mortgaged 29% ● Rented 18%

Population<sup>5</sup>

2,781

Median asking rent<sup>1</sup>

\$560 per week

Population growth<sup>5</sup>

9.14%

Rental yield<sup>1</sup>

3.09%

Median age<sup>5</sup>

55 years











Median household size<sup>5</sup>

1.9 people











DAYLESFORD SUBURB REPORT

## Recent Daylesford sales











Discover a snapshot of the most recent results for this suburb, to view the full 12 months of sales history, please go to [jellisraig.com.au/suburb-reports](http://jellisraig.com.au/suburb-reports)

Address	Bedrooms	Type	Price	Sold
 2 Morella Ct Daylesford	3	House	\$890,000	29 May 2026
 83 Central Springs Rd Daylesford	4	House	\$1,120,000	28 May 2026
 29 Houston St Daylesford	3	House	\$1,200,000	28 May 2026
 37 Jamieson St Daylesford	3	House	\$615,000	18 May 2026
 67 Millar St Daylesford	2	House	\$575,000	07 May 2026
 38 Frazer St Daylesford	3	House	\$750,000	01 May 2026
 4 Barkas St Daylesford	3	House	\$742,000	23 Apr 2026
 30 Hill St Daylesford	4	House	\$1,450,000	21 Apr 2026
 4 Hillview Rd Daylesford	3	House	\$880,000	20 Apr 2026
 19A Stanhope St Daylesford	3	House	\$860,000	10 Apr 2026

## DAYLESFORD SUBURB REPORT

Address	Bedrooms	Type	Price	Sold
 7 Jamieson St Daylesford	3	House	\$685,000	10 Apr 2026
 14 Stanley St Daylesford	2	House	\$660,000	09 Apr 2026
 111 Raglan St Daylesford	3	House	\$650,000	01 Apr 2026
 33A West St Daylesford	4	House	\$2,550,000	30 Mar 2026
 8 Perrins St Daylesford	3	House	\$820,000	24 Mar 2026
 10 Ranch Rd Daylesford	22	House	\$2,000,000	24 Mar 2026
 8 Albert St Daylesford	2	House	\$630,000	16 Mar 2026
 125 Vincent St Daylesford	3	House	\$1,200,000	25 Feb 2026
 18 Hill St Daylesford	3	House	\$1,300,000	25 Feb 2026
 3a Stanbridge St Daylesford	2	House	\$505,000	05 Feb 2026

## DAYLESFORD SUBURB REPORT

Address	Bedrooms	Type	Price	Sold
 21a Stanhope St Daylesford	2	House	\$700,000	03 Feb 2026
 13 Vue Ct Daylesford	3	House	\$390,000	02 Feb 2026
 27 King St Daylesford	2	House	\$639,000	20 Jan 2026
 5/34 Smith St Daylesford	2	Unit	\$500,000	19 Jan 2026
 1/130 Raglan St Daylesford	2	House	\$475,000	07 Jan 2026
 55 Central Springs Rd Daylesford	4	House	\$2,020,000	29 Dec 2025
 2/37 Hospital St Daylesford	1	House	\$620,000	23 Dec 2025
 1 Old Ballarat Rd Daylesford	3	House	\$1,185,000	22 Dec 2025
 5/61 Raglan St Daylesford	2	Flat/Unit/Apartment	\$570,000	20 Dec 2025
 44 Bridport St Daylesford	2	House	\$680,000	18 Dec 2025



**Jellis Craig Daylesford**  
5 Howe Street, Daylesford  
03 9989 2525

Jellis Craig acknowledges and pays our respects to the Bunurong People, the Wadawurrung People, the Dja Dja Wurrung People and the Wurundjeri People as the Traditional Owners and original custodians of the lands on which Jellis Craig operates.

---

Data is current as of PDF generation date 01/06/2026

- 1 Property Data Online, updated quarterly for the past 12 months
- 2 Property Data Online, updated daily for the past 12 months
- 3 Property Data Online, updated daily for the past quarter
- 4 Jellis Craig's average inspection attendance per listing (houses) over the last 12 months, updated daily
- 5 2021 Australian Census
- 6 Property Data Online, updated daily

This publication contains data, analytics, statistics and other information supplied by PROPERTYDATAONLINE PTY LTD (PropertyData). The data provided in this publication is of a general nature and should not be construed as specific advice or relied upon in lieu of appropriate professional advice.

PropertyData relies upon data supplied by third parties and while the data is checked and reviewed, PropertyData does not warrant the accuracy or completeness of the information to the full extent permitted by the law and excludes all loss or damage howsoever arising (including through negligence) in connection with the data supplied by PropertyData. The State of Victoria owns the copyright in the Property Sales Data and reproduction of that data in any way without the consent of the State of Victoria will constitute a breach of the Copyright Act 1968 (cth). The State of Victoria does not warrant the accuracy or completeness of the Property Sales Data and any person using or relying upon such information does so on the basis that the State of Victoria accepts no responsibility or liability whatsoever for any errors, faults, defects or omissions in the information supplied.