



Deepdene

Suburb Report



Your connection to property insights



JellisCraig

DEEPPDENE SUBURB REPORT

Median house price¹

Median

\$3.30m

Quarterly price change

-2.14% ↓

Median unit price¹

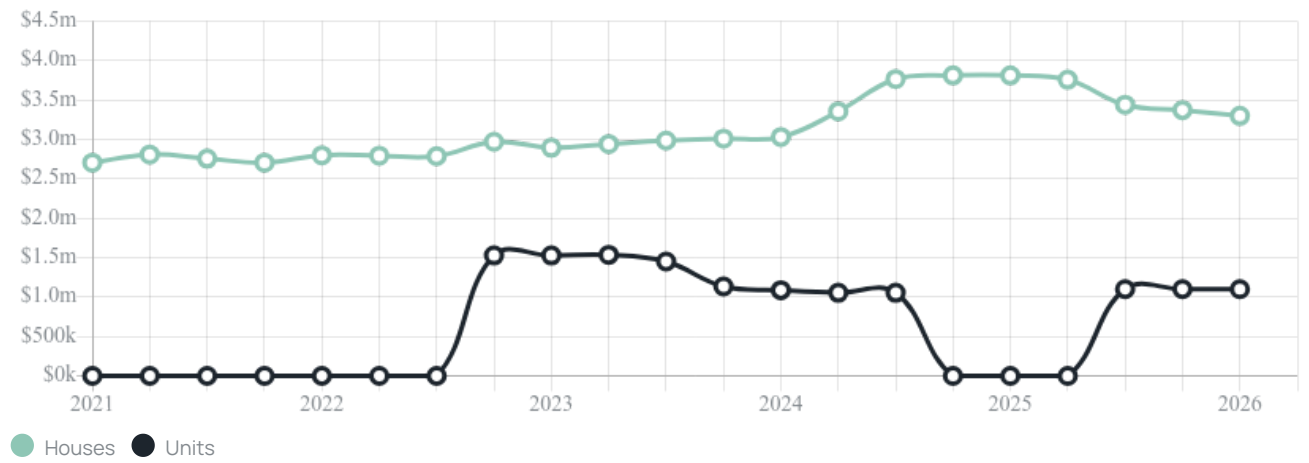
Median

\$1.10m

Quarterly price change

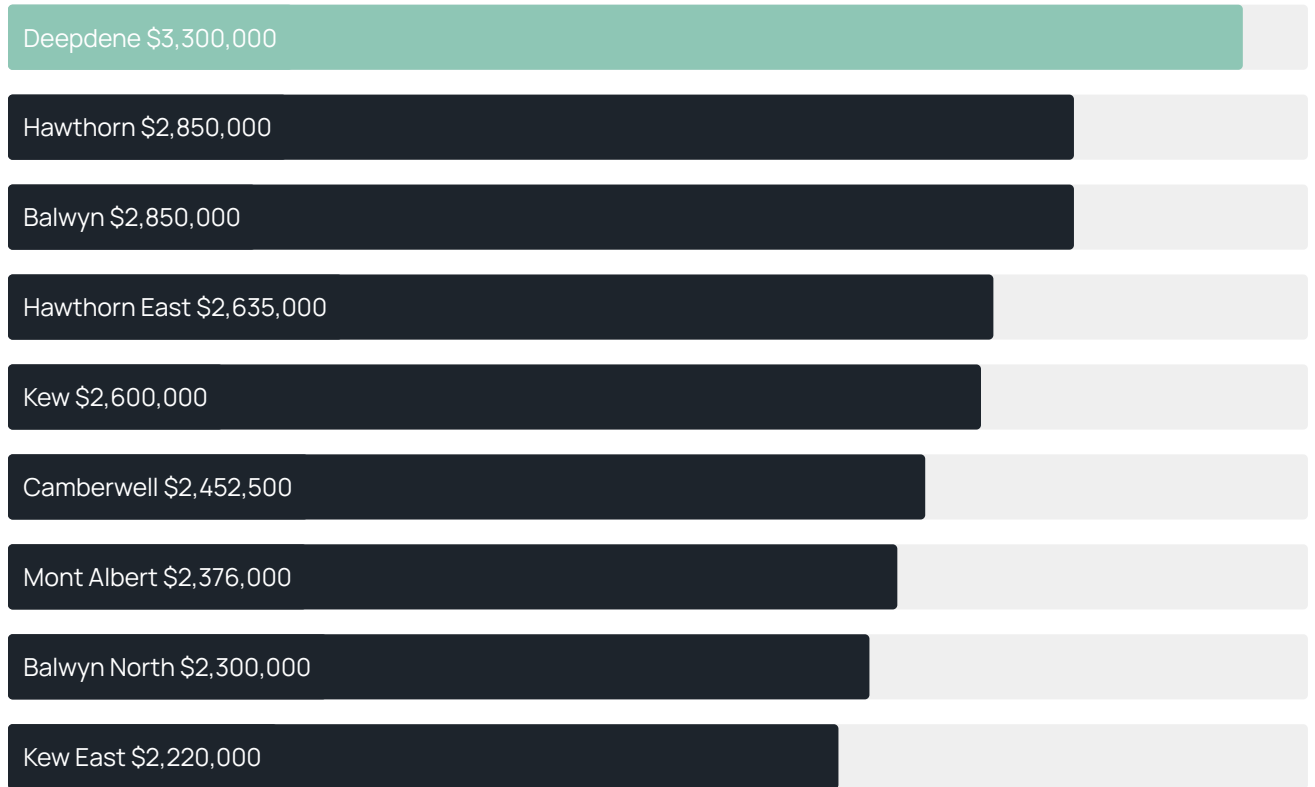
0.04% ↑

Quarterly price change¹

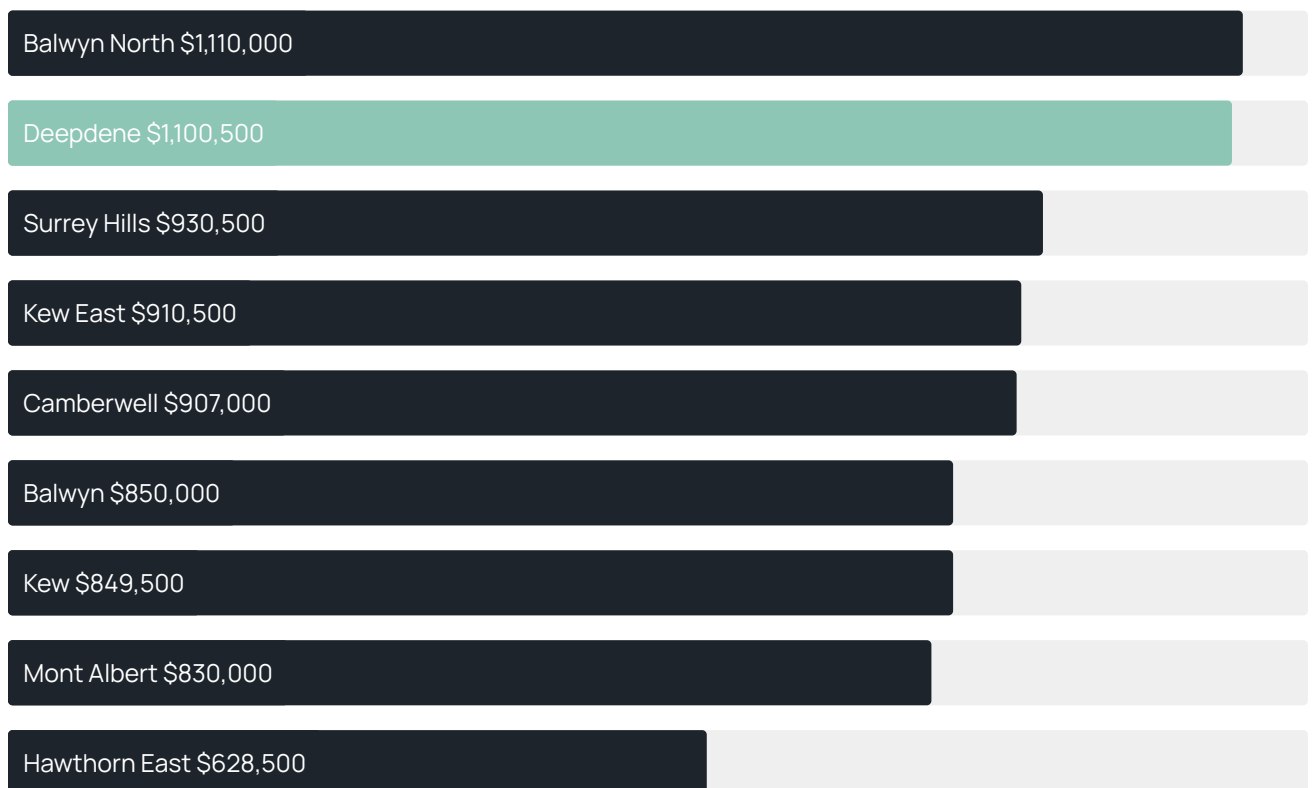


DEEPDENE SUBURB REPORT

Median house price¹



Median unit price¹



Sale method²



● Auction 87%
● Private 13%

Auction clearance rate³

61.54%

Median days on market³

26 days

Jellis Craig average inspection attendance per listing⁴

26 groups

Average hold period¹

7.2 years

Dwelling type⁵



● Houses 67% ● Units 33%

Ownership⁵



● Owned outright 53% ● Mortgaged 29% ● Rented 18%

Population⁵

2,101

Median asking rent¹

\$1,050 per week

Population growth⁵

3.24%

Rental yield¹

1.22%

Median age⁵

46 years









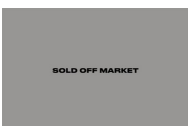

Median household size⁵

2.6 people











DEEPDENE SUBURB REPORT

Recent Deepdene sales











Discover a snapshot of the most recent results for this suburb, to view the full 12 months of sales history, please go to jellisraig.com.au/suburb-reports

Address	Bedrooms	Type	Price	Sold
 2/910 Burke Rd Deepdene	2	Unit	\$982,500	16 May 2026
 16/31 Barnsbury Rd Deepdene	2	Apartment	\$555,000	13 May 2026
 7/30 Barnsbury Rd Deepdene	2	Villa	\$1,110,000	09 May 2026
 36 Kitchener St Deepdene	3	House	\$1,890,000	09 May 2026
 24 Bennett St DEEPDENE	4	House	\$2,617,000	28 Mar 2026
 6/25 Barnsbury Rd Deepdene	2	Unit	\$810,000	27 Mar 2026
 No Heritage Overlay 904 Burke Rd Deepdene	3	House	\$1,490,000	14 Mar 2026
 Sold 5/25 May St Deepdene	2	Unit	\$1,030,000	15 Dec 2025
 SOLD OFF MARKET 23 Bennett St Deepdene	3	Land	\$2,739,900	15 Dec 2025
 28 May St Deepdene	6	House	\$5,958,000	08 Dec 2025

DEEPDENE SUBURB REPORT

Address	Bedrooms	Type	Price	Sold
 46 Kitchener St Deepdene	3	Townhouse	\$1,550,000	04 Dec 2025
 960A Burke Rd Deepdene	3	House	\$1,234,567	04 Dec 2025
 11 Chatfield Av Deepdene	5	House	\$5,600,000	02 Dec 2025
 3/25 May St Deepdene	2	Unit	\$888,000	25 Nov 2025
 40 Campbell Rd Deepdene	5	House	\$4,900,000	14 Nov 2025
 16 Meadow Gr Deepdene	2	House	\$2,780,000	08 Nov 2025
 3 Highton Gr Deepdene	4	House	\$3,300,000	06 Nov 2025
 5/1B Abercrombie St Deepdene	3	Townhouse	\$1,710,000	02 Nov 2025
 10 Deepdene Rd Deepdene	3	House	\$2,500,000	29 Oct 2025
 17 Walsh St Deepdene	4	House	\$2,950,000	28 Oct 2025

DEEPDENE SUBURB REPORT

Address	Bedrooms	Type	Price	Sold
 8/30 Barnsbury Rd Deepdene	2	Unit	\$1,100,000	21 Oct 2025
 5/26 Gordon St Deepdene	2	Townhouse	\$840,000	21 Oct 2025
 4 Peverill St Deepdene	4	House	\$4,500,000	13 Oct 2025
 144 Whitehorse Rd Deepdene	4	House	\$2,185,000	12 Oct 2025
 4/31 Barnsbury Rd Deepdene	2	Unit	\$550,000	27 Sep 2025
 16 Gordon St Deepdene	3	House	\$2,940,000	06 Sep 2025
 13 Walsh St Deepdene	5	House	\$3,315,000	01 Sep 2025
 7/25 Barnsbury Rd Deepdene	2	Unit	\$902,000	23 Aug 2025
 21 Parkside Av Deepdene	4	House	\$4,188,000	20 Aug 2025
 4/33 Abercrombie St Deepdene	2	Flat/Unit/Apartment	\$790,000	17 Aug 2025



Jellis Craig Balwyn
244A Whitehorse Rd, Balwyn
03 9810 5000

Jellis Craig acknowledges and pays our respects to the Bunurong People, the Wadawurrung People, the Dja Dja Wurrung People and the Wurundjeri People as the Traditional Owners and original custodians of the lands on which Jellis Craig operates.

Data is current as of PDF generation date 01/06/2026

- 1 Property Data Online, updated quarterly for the past 12 months
- 2 Property Data Online, updated daily for the past 12 months
- 3 Property Data Online, updated daily for the past quarter
- 4 Jellis Craig's average inspection attendance per listing (houses) over the last 12 months, updated daily
- 5 2021 Australian Census
- 6 Property Data Online, updated daily

This publication contains data, analytics, statistics and other information supplied by PROPERTYDATAONLINE PTY LTD (PropertyData). The data provided in this publication is of a general nature and should not be construed as specific advice or relied upon in lieu of appropriate professional advice.

PropertyData relies upon data supplied by third parties and while the data is checked and reviewed, PropertyData does not warrant the accuracy or completeness of the information to the full extent permitted by the law and excludes all loss or damage howsoever arising (including through negligence) in connection with the data supplied by PropertyData. The State of Victoria owns the copyright in the Property Sales Data and reproduction of that data in any way without the consent of the State of Victoria will constitute a breach of the Copyright Act 1968 (cth). The State of Victoria does not warrant the accuracy or completeness of the Property Sales Data and any person using or relying upon such information does so on the basis that the State of Victoria accepts no responsibility or liability whatsoever for any errors, faults, defects or omissions in the information supplied.