



Diamond Creek

Suburb Report



Your connection to property insights



JellisCraig

DIAMOND CREEK SUBURB REPORT

Median house price¹

Median

\$1.09m

Quarterly price change

2.87% ↑

Median unit price¹

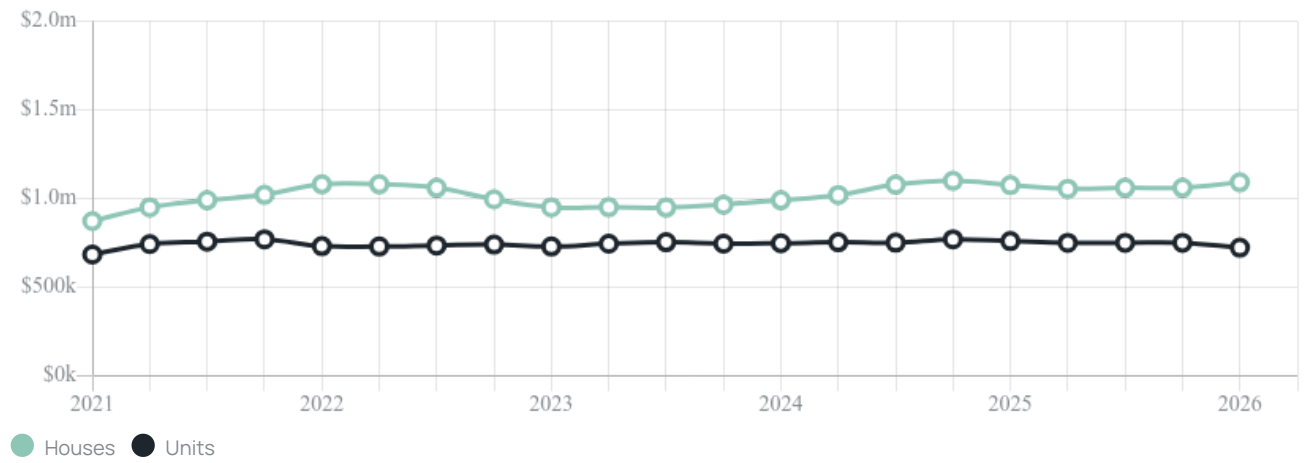
Median

\$723k

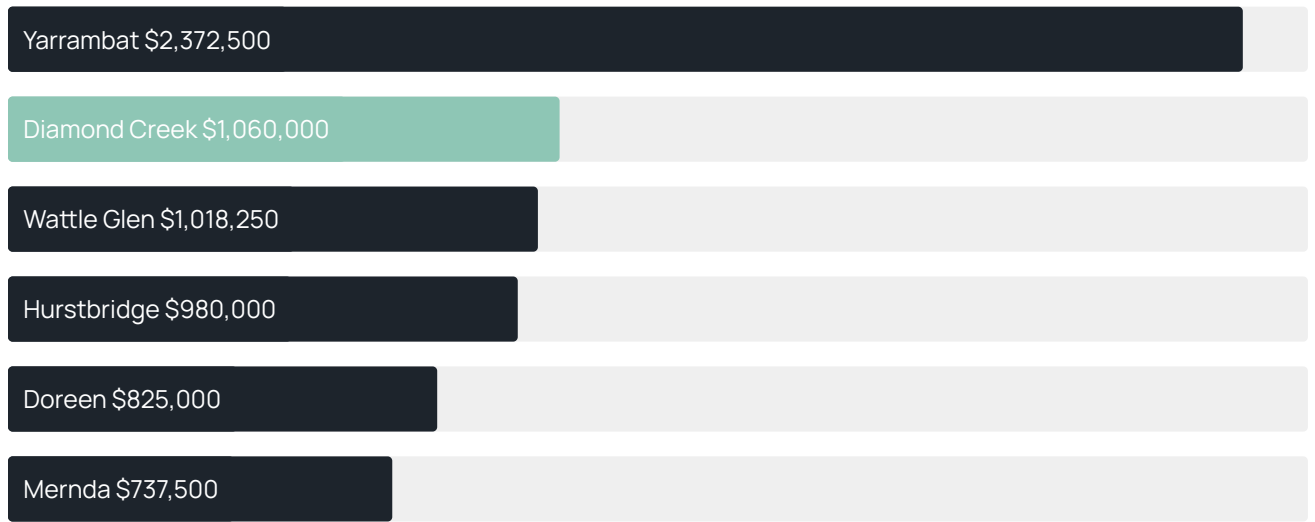
Quarterly price change

-3.66% ↓

Quarterly price change¹



Median house price¹



Median unit price¹



Sale method²



- Auction 18%
- Private 82%

Auction clearance rate³

62.5%

Median days on market³

27 days

Average hold period¹

5.8 years

Dwelling type⁵



- Houses 94%
- Units 6%

Ownership⁵



- Owned outright 37%
- Mortgaged 55%
- Rented 8%

Population⁵

12,503

Median asking rent¹

\$650 per week

Population growth⁵

6.56%

Rental yield¹

2.77%

Median age⁵

39 years











Median household size⁵

2.9 people











DIAMOND CREEK SUBURB REPORT

Recent Diamond Creek sales











Discover a snapshot of the most recent results for this suburb, to view the full 12 months of sales history, please go to jellisCraig.com.au/suburb-reports

Address	Bedrooms	Type	Price	Sold
 12 Gregg St Diamond Creek	3	House	\$840,000	27 Jun 2026
 1/16 Haley St Diamond Creek	3	Townhouse	\$943,000	26 Jun 2026
 5 Fuller St Diamond Creek	4	House	\$880,000	18 Jun 2026
 39 Grassy Flat Rd DIAMOND CREEK	4	House	\$1,282,250	17 Jun 2026
 18 Highbrook Ct Diamond Creek	4	House	\$971,500	15 Jun 2026
 34-36 Campbell St Diamond Creek	4	House	\$1,284,000	04 Jun 2026
 39 Hillingdon Dr Diamond Creek	4	House	\$1,030,000	01 Jun 2026
 4 Kingsbury Ct Diamond Creek	4	House	\$1,070,000	30 May 2026
 5 Woodley Ct DIAMOND CREEK	4	House	\$1,470,000	30 May 2026
 8 Grassy Flat Rd Diamond Creek	3	House	\$700,000	27 May 2026

DIAMOND CREEK SUBURB REPORT

Address	Bedrooms	Type	Price	Sold
 30 Penton Ct Diamond Creek	3	House	\$1,090,000	25 May 2026
 9 Emu Ct Diamond Creek	4	House	\$1,285,000	16 May 2026
 74 Haley St Diamond Creek	3	House	\$820,000	12 May 2026
 6/38 Clyde St Diamond Creek	2	Unit	\$717,500	12 May 2026
 7 Dario Ct Diamond Creek	4	House	\$2,001,000	11 May 2026
 23 Aspiration Rise Diamond Creek	3	House	\$865,000	09 May 2026
 123 Lambert St Diamond Creek	3	House	\$845,000	06 May 2026
 41 Bruce St Diamond Creek	4	House	\$1,350,000	04 May 2026
 1/43 Clyde St Diamond Creek	4	Flat/Unit/Apartment	\$910,000	01 May 2026
 6 Price Ct Diamond Creek	3	House	\$1,140,000	30 Apr 2026

DIAMOND CREEK SUBURB REPORT

Address	Bedrooms	Type	Price	Sold
 119 Broad Gully Rd Diamond Creek	4	House	\$900,000	27 Apr 2026
 12 Wayland Ct Diamond Creek	4	House	\$1,100,000	25 Apr 2026
 1 Botanica Ct Diamond Creek	5	House	\$2,050,000	25 Apr 2026
 7 Woodley Ct Diamond Creek	3	House	\$1,100,000	24 Apr 2026
 8 Campbell St Diamond Creek	3	House	\$910,000	23 Apr 2026
 27 Oronsay Cr Diamond Creek	3	House	\$430,000	23 Apr 2026
 60 Patyah St Diamond Creek	3	House	\$971,250	22 Apr 2026
 63 Collard Dr Diamond Creek	0	Land	\$550,000	21 Apr 2026
 46 Fraser St Diamond Creek	4	House	\$1,307,000	19 Apr 2026
 33 Phipps Cr Diamond Creek	2	House	\$670,000	14 Apr 2026



Jellis Craig Eltham
1022 Main Road, Eltham
03 9431 1222

Jellis Craig acknowledges and pays our respects to the Bunurong People, the Wadawurrung People, the Dja Dja Wurrung People and the Wurundjeri People as the Traditional Owners and original custodians of the lands on which Jellis Craig operates.

Data is current as of PDF generation date 01/07/2026

- 1 Property Data Online, updated quarterly for the past 12 months
- 2 Property Data Online, updated daily for the past 12 months
- 3 Property Data Online, updated daily for the past quarter
- 4 Jellis Craig's average inspection attendance per listing (houses) over the last 12 months, updated daily
- 5 2021 Australian Census
- 6 Property Data Online, updated daily

This publication contains data, analytics, statistics and other information supplied by PROPERTYDATAONLINE PTY LTD (PropertyData). The data provided in this publication is of a general nature and should not be construed as specific advice or relied upon in lieu of appropriate professional advice.

PropertyData relies upon data supplied by third parties and while the data is checked and reviewed, PropertyData does not warrant the accuracy or completeness of the information to the full extent permitted by the law and excludes all loss or damage howsoever arising (including through negligence) in connection with the data supplied by PropertyData. The State of Victoria owns the copyright in the Property Sales Data and reproduction of that data in any way without the consent of the State of Victoria will constitute a breach of the Copyright Act 1968 (cth). The State of Victoria does not warrant the accuracy or completeness of the Property Sales Data and any person using or relying upon such information does so on the basis that the State of Victoria accepts no responsibility or liability whatsoever for any errors, faults, defects or omissions in the information supplied.