



Dingley Village

Suburb Report



Your connection to property insights



JellisCraig

DINGLEY VILLAGE SUBURB REPORT

Median house price¹

Median

\$1.22m

Quarterly price change

1.66% ↑

Median unit price¹

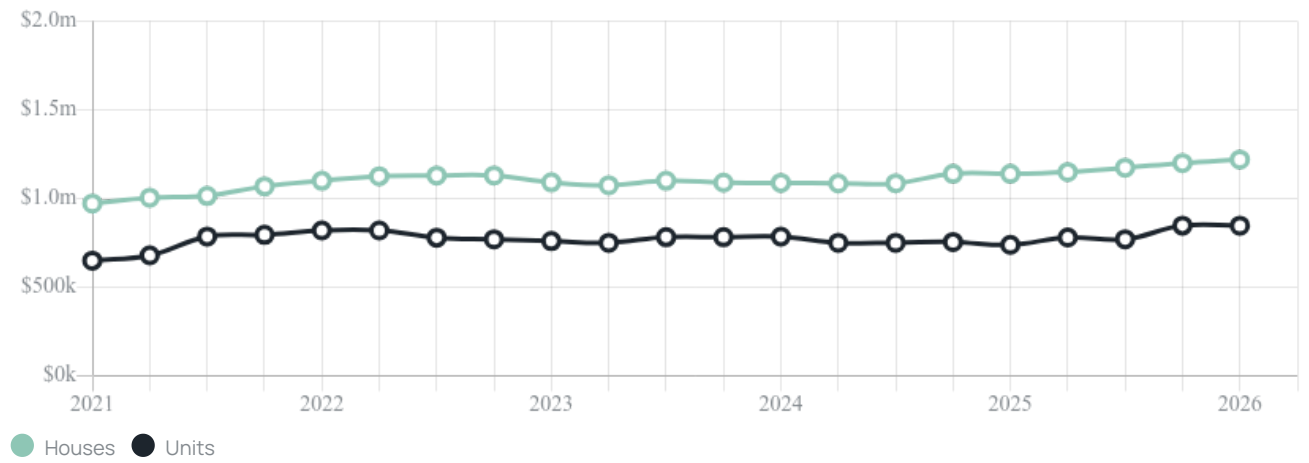
Median

\$848k

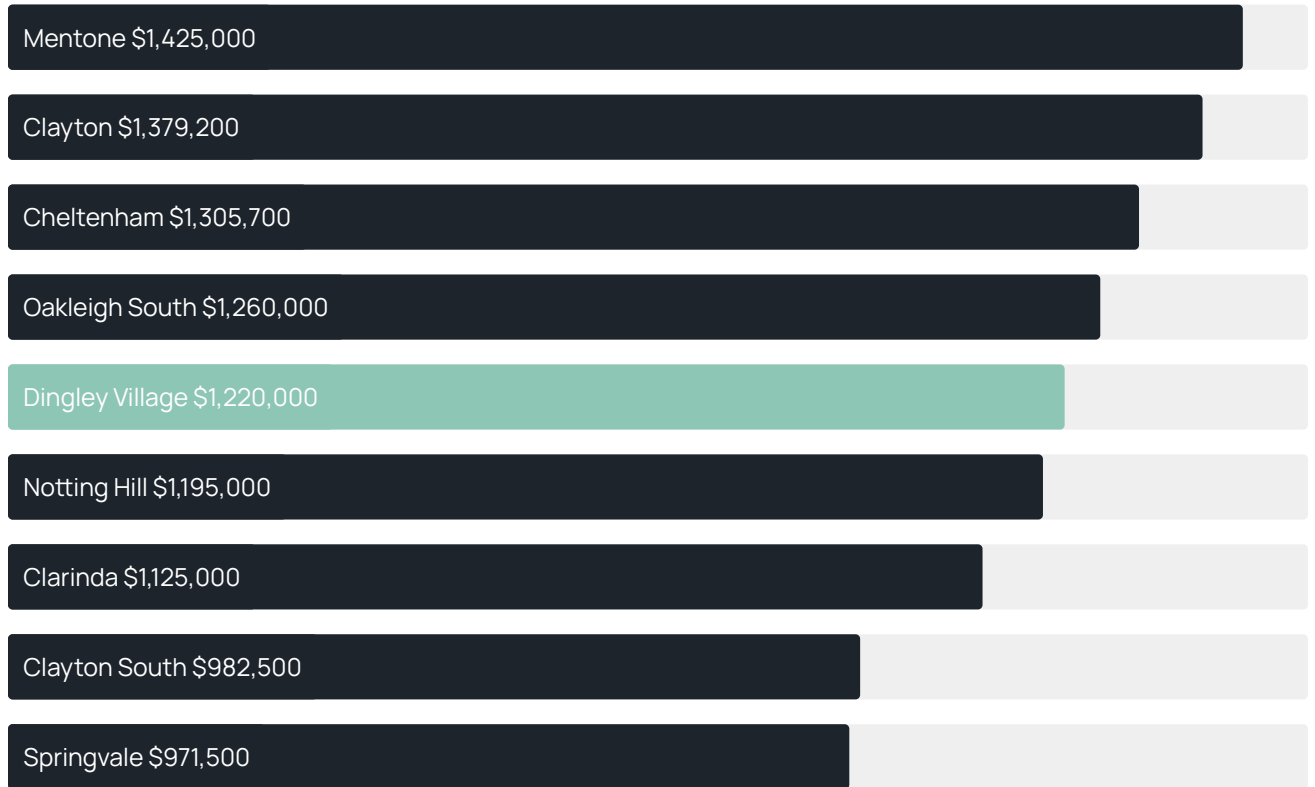
Quarterly price change

0.00% ↓

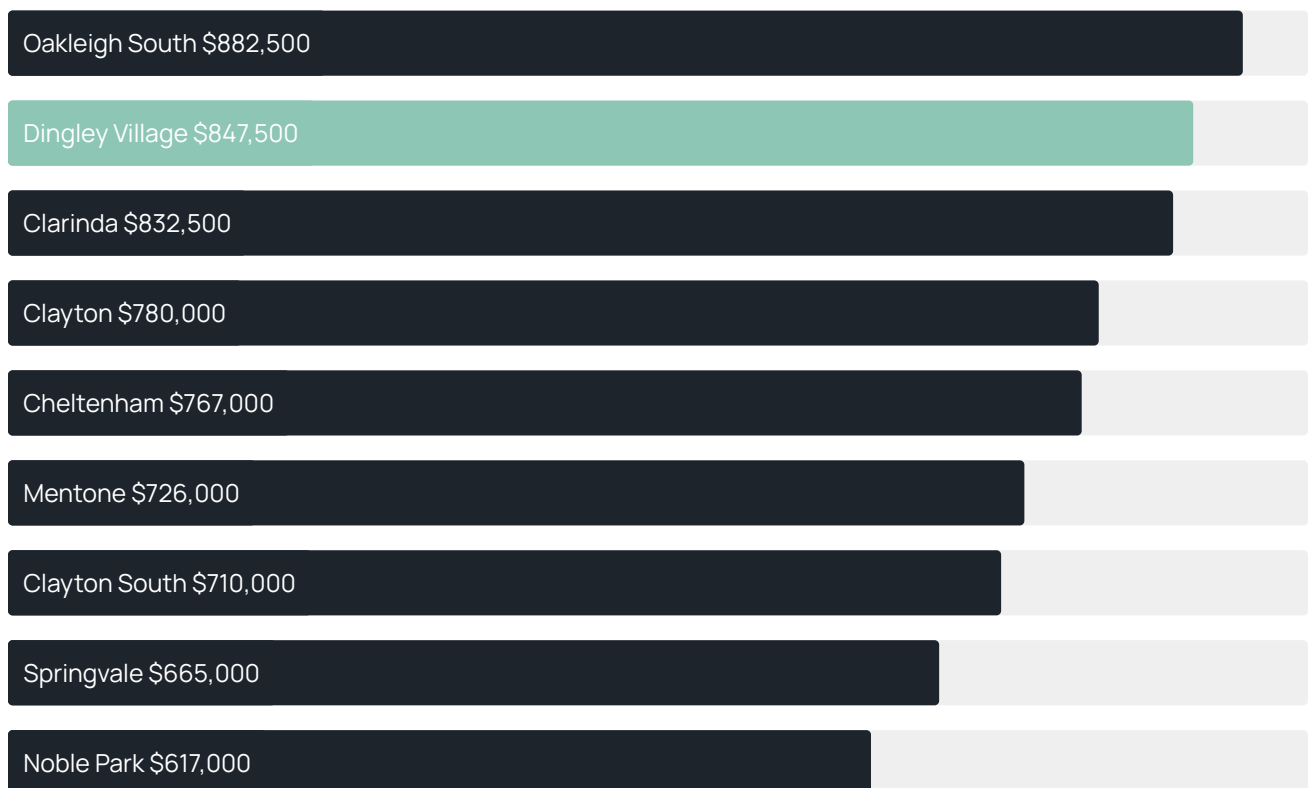
Quarterly price change¹



Median house price¹



Median unit price¹



Sale method²



Auction clearance rate³

87.5%

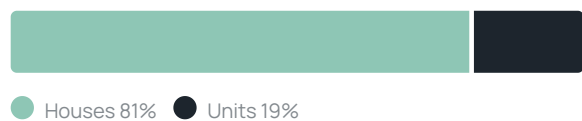
Median days on market³

26 days

Average hold period¹

8.9 years

Dwelling type⁵



Ownership⁵



Population⁵

10,495

Median asking rent¹

\$700 per week

Population growth⁵

0

Rental yield¹

3.12%

Median age⁵

45 years











Median household size⁵

2.7 people











DINGLEY VILLAGE SUBURB REPORT

Recent Dingley Village sales











Discover a snapshot of the most recent results for this suburb, to view the full 12 months of sales history, please go to jellisraig.com.au/suburb-reports

Address	Bedrooms	Type	Price	Sold
 6 Donhaven Ct DINGLEY VILLAGE	4	House	\$1,230,000	30 May 2026
 30 Marcus Rd Dingley Village	4	House	\$1,335,000	30 May 2026
 12 Kingswood Dr Dingley Village	3	House	\$1,150,000	23 May 2026
 3 Pauline Av Dingley Village	4	House	\$1,210,000	16 May 2026
 7 Donna Cl Dingley Village	5	House	\$1,650,000	13 May 2026
 9 Ridder Ct Dingley Village	2	Unit	\$715,000	11 May 2026
 5 Nickson Cl Dingley Village	4	House	\$1,260,000	04 May 2026
 18 Pickworth Dr Dingley Village	4	House	\$1,215,000	18 Apr 2026
 12 Cassava Ct Dingley Village	5	House	\$1,371,000	18 Apr 2026
 4/8-10 Golfwood Cl Dingley Village	2	Unit	\$762,000	18 Apr 2026

DINGLEY VILLAGE SUBURB REPORT

Address	Bedrooms	Type	Price	Sold
 12 Chaldron Pl DINGLEY VILLAGE	4	House	\$1,410,000	18 Apr 2026
 11 Jannali Dr Dingley Village	4	House	\$1,050,000	18 Apr 2026
 6 Lord Av Dingley Village	4	House	\$1,320,000	18 Apr 2026
 3 Robina Ct Dingley Village	4	House	\$1,580,000	17 Apr 2026
 28a Bayville Dr Dingley Village	2	Unit	\$682,000	15 Apr 2026
 17/52-70 Centre Dandenong Rd Dingley Village	2	House	\$600,000	14 Apr 2026
 24 Golfwood Cl Dingley Village	4	House	\$1,301,000	11 Apr 2026
 2 Bunker Ct Dingley Village	6	House	\$1,050,000	11 Apr 2026
 35 Heathland Way Dingley Village	4	House	\$1,350,000	11 Apr 2026
 6 Aisha Cr Dingley Village	4	House	\$1,160,000	09 Apr 2026

DINGLEY VILLAGE SUBURB REPORT

Address	Bedrooms	Type	Price	Sold
 2/575-577 Lower Dandenong Rd Dingley Village	2	Unit	\$720,000	08 Apr 2026
 20 Dingley Ct Dingley Village	4	House	\$1,225,000	28 Mar 2026
 42 Christina Tce Dingley Village	4	House	\$1,700,000	23 Mar 2026
 28 Fernhill Dr Dingley Village	3	House	\$1,360,000	21 Mar 2026
 4 Downland Pl Dingley Village	4	House	\$1,376,000	21 Mar 2026
 186 Centre Dandenong Rd Dingley Village	2	House	\$980,000	21 Mar 2026
 6 Shoal Ct Dingley Village	3	Unit	\$775,000	18 Mar 2026
 4/270 Spring Rd Dingley Village	2	Unit	\$779,000	14 Mar 2026
 56 Kingston Dr Dingley Village	4	House	\$1,475,000	14 Mar 2026
 75 Howard Rd Dingley Village	4	House	\$1,120,000	14 Mar 2026



Jellis Craig Mentone
99a Balcombe Road, Mentone
(03) 9585 5667

Jellis Craig acknowledges and pays our respects to the Bunurong People, the Wadawurrung People, the Dja Dja Wurrung People and the Wurundjeri People as the Traditional Owners and original custodians of the lands on which Jellis Craig operates.

Data is current as of PDF generation date 01/06/2026

- 1 Property Data Online, updated quarterly for the past 12 months
- 2 Property Data Online, updated daily for the past 12 months
- 3 Property Data Online, updated daily for the past quarter
- 4 Jellis Craig's average inspection attendance per listing (houses) over the last 12 months, updated daily
- 5 2021 Australian Census
- 6 Property Data Online, updated daily

This publication contains data, analytics, statistics and other information supplied by PROPERTYDATAONLINE PTY LTD (PropertyData). The data provided in this publication is of a general nature and should not be construed as specific advice or relied upon in lieu of appropriate professional advice.

PropertyData relies upon data supplied by third parties and while the data is checked and reviewed, PropertyData does not warrant the accuracy or completeness of the information to the full extent permitted by the law and excludes all loss or damage howsoever arising (including through negligence) in connection with the data supplied by PropertyData. The State of Victoria owns the copyright in the Property Sales Data and reproduction of that data in any way without the consent of the State of Victoria will constitute a breach of the Copyright Act 1968 (cth). The State of Victoria does not warrant the accuracy or completeness of the Property Sales Data and any person using or relying upon such information does so on the basis that the State of Victoria accepts no responsibility or liability whatsoever for any errors, faults, defects or omissions in the information supplied.