

# JellisCraig

DONCASTER EAST

## Suburb Report

Know your neighbourhood.



DONCASTER EAST SUBURB REPORT

Median House Price\*

Median

\$1.58m

Quarterly Price Change

0.79% ↑

Median Unit Price\*

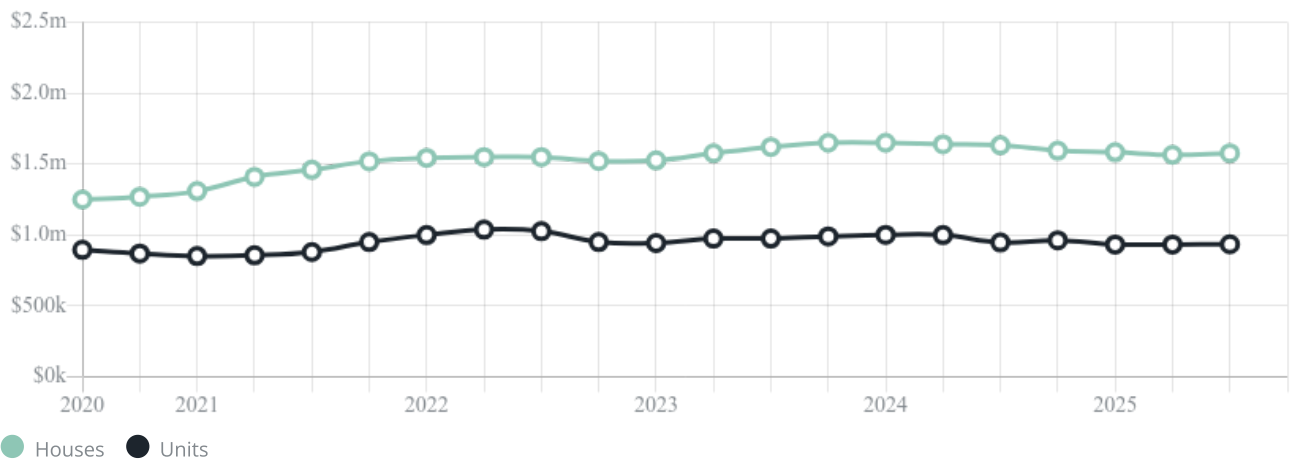
Median

\$935k

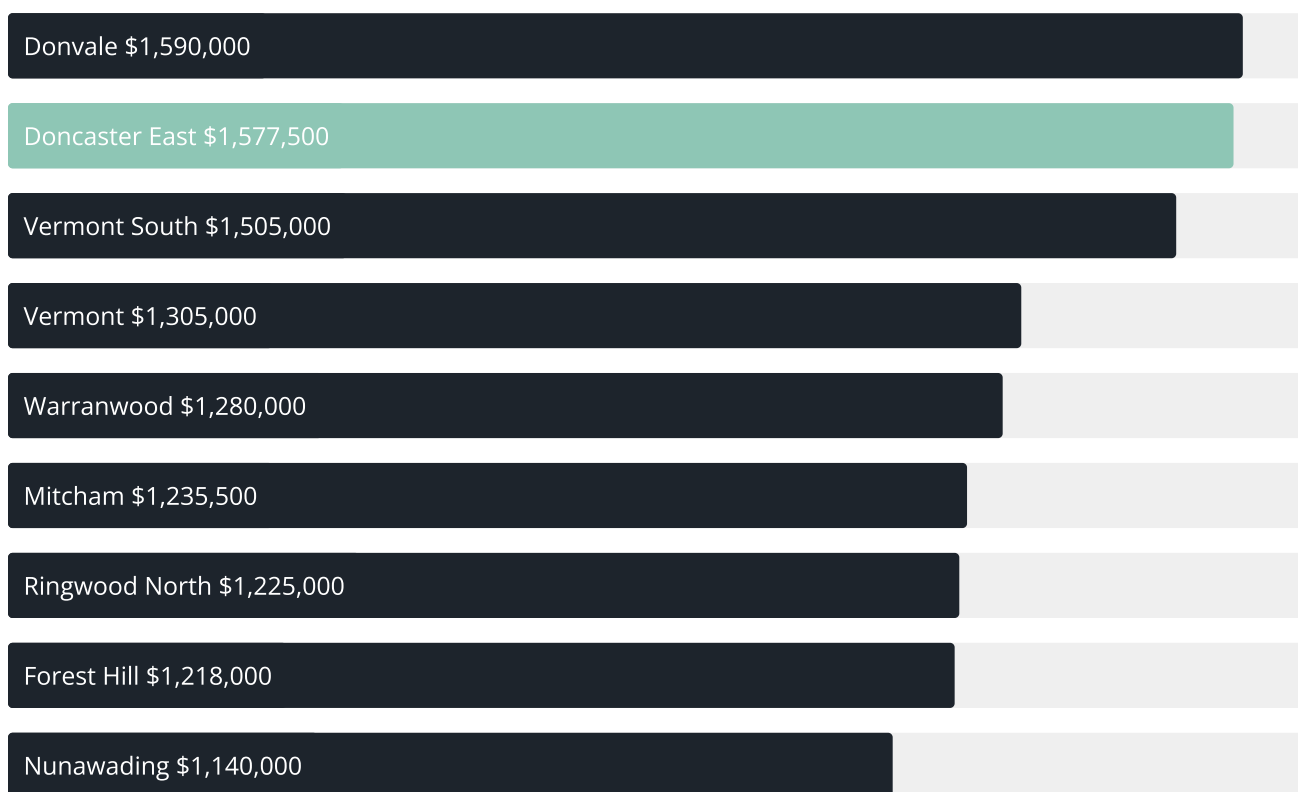
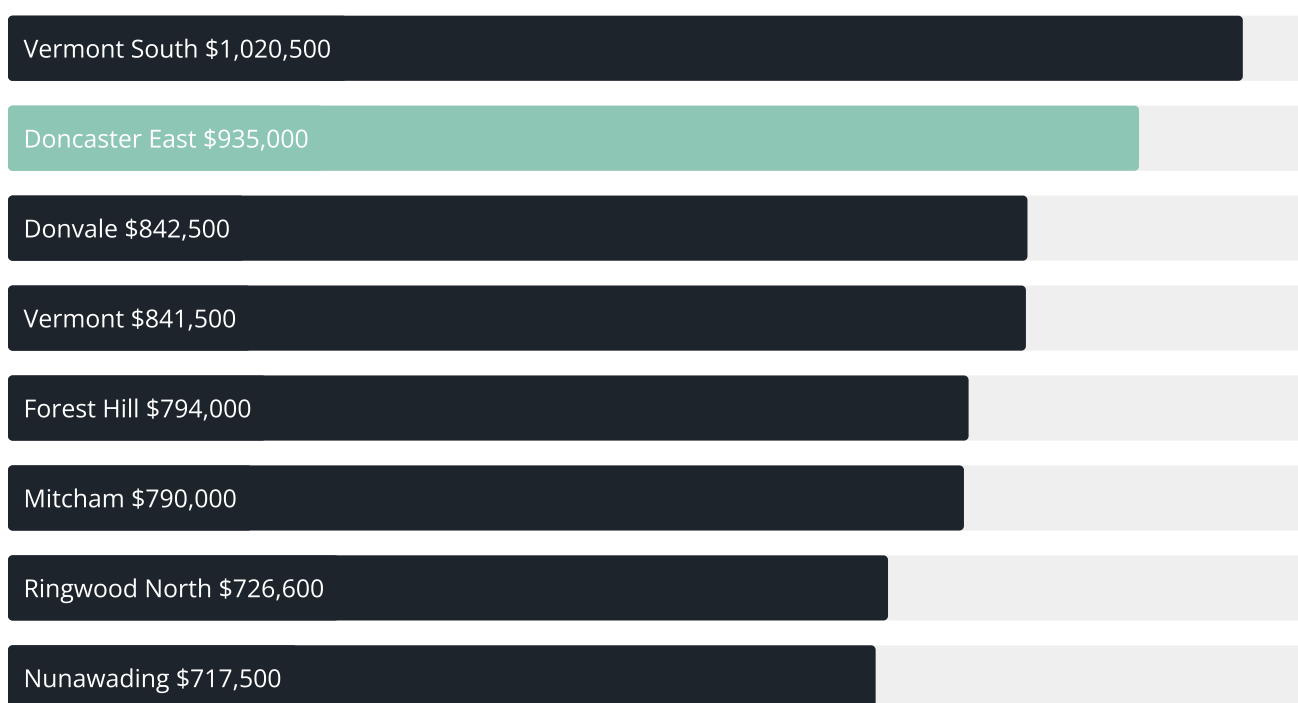
Quarterly Price Change

0.21% ↑

Quarterly Price Change\*



## DONCASTER EAST SUBURB REPORT

Median House Sale Price<sup>\*</sup>Median Unit Sale Price<sup>\*</sup>

## DONCASTER EAST SUBURB REPORT

Sale Method<sup>\*</sup>

● Auction 68%  
● Private 32%

Auction Clearance Rate<sup>\*</sup>

---

**81.68%**Median Days on Market<sup>^</sup>

---

**25 days**Average Hold Period<sup>\*</sup>

---

**6.8 years**Dwelling Type<sup>^</sup>

● Houses 63% ● Units 37%

Ownership<sup>^</sup>

● Owned Outright 45% ● Mortgaged 34% ● Rented 21%

Population<sup>^</sup>

---

**30,926**Median Asking Rent per week<sup>\*</sup>

---

**\$750**Population Growth<sup>^</sup>

---

**9.05%**Rental Yield<sup>\*</sup>

---

**2.24%**Median Age<sup>^</sup>

---











**41 years**Median Household Size<sup>^</sup>

---











**2.7 people**

## DONCASTER EAST SUBURB REPORT











Discover a snapshot of the most recent results for this suburb, to view the full 12 months of sales history, please go to [jellisicraig.com.au/suburbinsights](https://jellisicraig.com.au/suburbinsights)

Address	Bedrooms	Type	Price	Sold
 7 Dalkeith Ct Doncaster East	5	House	\$2,680,000	29 Nov 2025
 25 Monomeath Cl Doncaster East	5	House	\$1,860,000	29 Nov 2025
 7 Heysen Gr Doncaster East	4	House	\$1,950,000	29 Nov 2025
 2 Jonquil Ct Doncaster East	5	House	\$1,907,000	29 Nov 2025
 204/37 Churchill St Doncaster East	2	Apartment	\$870,000	25 Nov 2025
 6 Rimmer Pl Doncaster East	4	House	\$2,300,000	23 Nov 2025
 15 Newlands Cr Doncaster East	5	House	\$1,980,000	22 Nov 2025
 1/930 Doncaster Rd Doncaster East	2	Unit	\$741,000	22 Nov 2025
 8 Burge Ct Doncaster East	4	House	\$1,510,000	22 Nov 2025
 6 Renshaw St Doncaster East	4	House	\$1,445,000	22 Nov 2025

## DONCASTER EAST SUBURB REPORT

Address	Bedrooms	Type	Price	Sold
 3 Orion Pl Doncaster East	4	House	\$1,500,000	22 Nov 2025
 1/243 Blackburn Rd Doncaster East	2	Apartment	\$570,000	22 Nov 2025
 7/1 Nartanda Ct Doncaster East	2	Unit	\$833,000	22 Nov 2025
 6 Ross St Doncaster East	4	House	\$2,366,688	21 Nov 2025
 61 Russell Cr Doncaster East	5	House	\$1,935,000	20 Nov 2025
 7 Peartree Ct Doncaster East	5	House	\$2,200,000	20 Nov 2025
 104/956 Doncaster Rd Doncaster East	1	Apartment	\$360,000	20 Nov 2025
 2/51 Talford St Doncaster East	2	Unit	\$560,000	19 Nov 2025
 16 Maldon Cr Doncaster East	4	House	\$1,755,000	19 Nov 2025
 20/51 Talford St Doncaster East	3	Apartment	\$945,000	19 Nov 2025

## DONCASTER EAST SUBURB REPORT

Address	Bedrooms	Type	Price	Sold
 22 Celeste St Doncaster East	4	House	\$1,800,000	17 Nov 2025
 2/15 Beverley St Doncaster East	4	Townhouse	\$1,380,000	15 Nov 2025
 27 Worthing Av Doncaster East	3	House	\$1,490,000	15 Nov 2025
 2/2-4 Bellevue Av Doncaster East	3	Unit	\$1,025,000	15 Nov 2025
 15 Crestmont Ct Doncaster East	6	House	\$1,650,000	15 Nov 2025
 5 Anita Ct Doncaster East	3	House	\$1,450,000	15 Nov 2025
 13 Kara St Doncaster East	4	House	\$1,691,000	15 Nov 2025
 36 Belinda Cr Doncaster East	5	House	\$3,750,000	14 Nov 2025
 203/180 Reynolds Rd Doncaster East	3	Apartment	\$708,000	14 Nov 2025
 7 Katandra Pl Doncaster East	5	House	\$1,475,000	13 Nov 2025



Doncaster Office  
Level 1/1006 Doncaster Road, Doncaster  
03 8841 4888

[jellisraig.com.au](http://jellisraig.com.au)

Data is current as of PDF generation date 01/12/2025

\* Updated Quarterly for the past 12 months

^ Updated daily for the past quarter

~ Updated daily: 33 recent results.

This publication contains data, analytics, statistics and other information supplied by PROPERTYDATAONLINE PTY LTD (PropertyData). The data provided in this publication is of a general nature and should not be construed as specific advice or relied upon in lieu of appropriate professional advice.

PropertyData relies upon data supplied by third parties and while the data is checked and reviewed, PropertyData does not warrant the accuracy or completeness of the information to the full extent permitted by the law and excludes all loss or damage howsoever arising (including through negligence) in connection with the data supplied by PropertyData. The State of Victoria owns the copyright in the Property Sales Data and reproduction of that data in any way without the consent of the State of Victoria will constitute a breach of the Copyright Act 1968 (cth). The State of Victoria does not warrant the accuracy or completeness of the Property Sales Data and any person using or relying upon such information does so on the basis that the State of Victoria accepts no responsibility or liability whatsoever for any errors, faults, defects or omissions in the information supplied.