



Doreen

Suburb Report



Your connection to property insights



JellisCraig

DOREEN SUBURB REPORT

Median house price¹

Median

\$800k

Quarterly price change

1.88% ↑

Median unit price¹

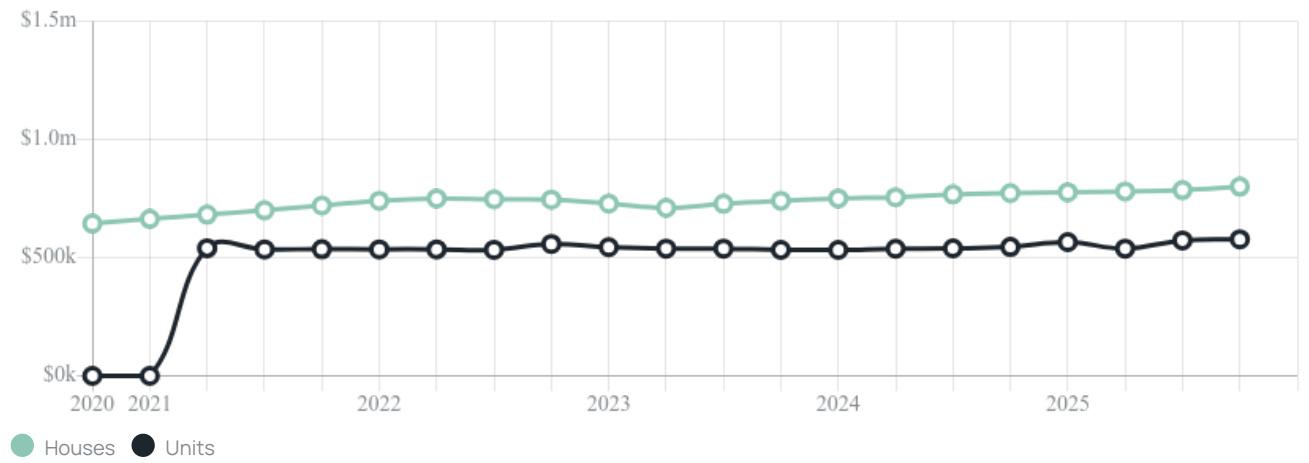
Median

\$578k

Quarterly price change

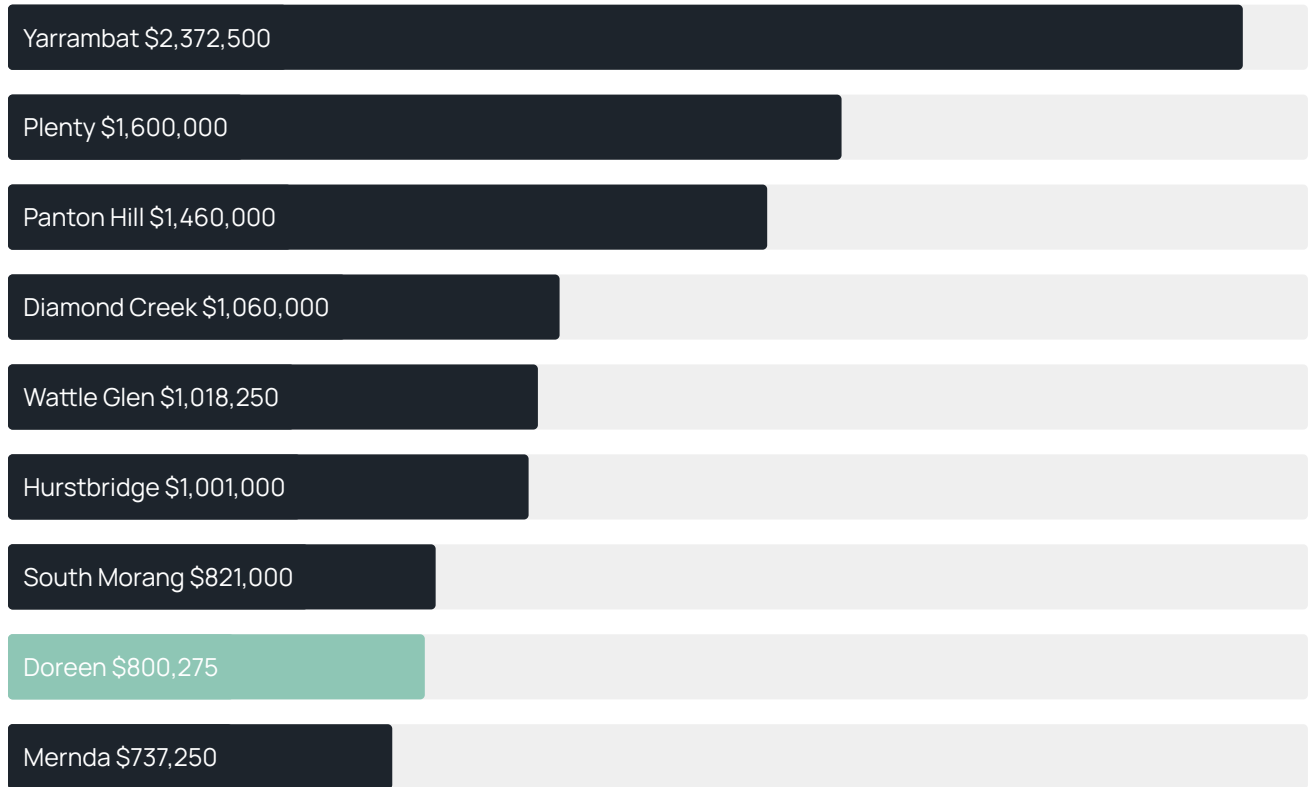
0.87% ↑

Quarterly price change¹



DOREEN SUBURB REPORT

Median house price¹



Median unit price¹



Sale method²



● Auction 17%
● Private 83%

Auction clearance rate³

92.31%

Median days on market³

23 days

Jellis Craig average inspection attendance per listing⁴

23 groups

Average hold period¹

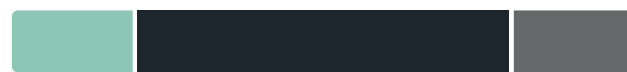
5.1 years

Dwelling type⁵



● Houses 95% ● Units 5%

Ownership⁵



● Owned outright 20% ● Mortgaged 61% ● Rented 19%

Population⁵

27,122

Median asking rent¹

\$570 per week

Population growth⁵

27.35%

Rental yield¹

3.72%

Median age⁵

33 years











Median household size⁵

3 people











DOREEN SUBURB REPORT

Recent Doreen sales











Discover a snapshot of the most recent results for this suburb, to view the full 12 months of sales history, please go to jellisraig.com.au/suburb-reports

Address	Bedrooms	Type	Price	Sold
 9 Cortland St Doreen	4	House	\$643,000	26 Mar 2026
 63 Flaxen Hills Rd Doreen	4	House	\$1,115,000	25 Mar 2026
 2 Subzero Dr Doreen	4	House	\$721,000	25 Mar 2026
 2 Lake Front Mews Doreen	4	House	\$1,000,000	24 Mar 2026
 11 Rural Pl Doreen	3	House	\$1,185,000	20 Mar 2026
 5 Corriedale Dr Doreen	4	House	\$1,066,000	19 Mar 2026
 22 Mollison Dr Doreen	4	House	\$820,000	19 Mar 2026
 18 Starboard Dr Doreen	3	House	\$780,000	18 Mar 2026
 29 Salerno Cr Doreen	4	House	\$680,000	16 Mar 2026
 19 Bulimba Dr Doreen	5	House	\$975,000	12 Mar 2026

DOREEN SUBURB REPORT

Address	Bedrooms	Type	Price	Sold
 27 Lakeland Dr Doreen	3	House	\$741,000	12 Mar 2026
 10 Gallivant Dr Doreen	3	House	\$950,000	12 Mar 2026
 62 Tallawong Dr Doreen	4	House	\$965,000	07 Mar 2026
 35 Independence Blvd Doreen	4	House	\$850,000	05 Mar 2026
 14 Isidore Dr Doreen	3	House	\$826,000	28 Feb 2026
 4 Terry St Doreen	4	House	\$880,000	27 Feb 2026
 5 Mac Knight Wynd Doreen	4	House	\$830,000	26 Feb 2026
 69 Ramblers Way Doreen	4	House	\$930,000	26 Feb 2026
 8 Isidore Dr Doreen	4	House	\$725,000	26 Feb 2026
 14 Merredin Cirt Doreen	3	House	\$895,000	25 Feb 2026

DOREEN SUBURB REPORT

Address	Bedrooms	Type	Price	Sold
 29 Terry St Doreen	4	House	\$870,000	25 Feb 2026
 5 Orchard Rd Doreen	3	House	\$890,000	24 Feb 2026
 27 Breenview Pl Doreen	4	House	\$1,075,000	22 Feb 2026
 25 Trainor St Doreen	3	House	\$612,000	21 Feb 2026
 49 Painted Hills Rd Doreen	3	House	\$585,000	20 Feb 2026
 21 Markdale Way Doreen	4	House	\$1,075,000	19 Feb 2026
 16 Sunningdale Rd Doreen	4	House	\$758,500	18 Feb 2026
 197 Painted Hills Rd Doreen	4	House	\$1,068,500	17 Feb 2026
 32 Coobowie Dr Doreen	3	House	\$840,000	16 Feb 2026
 19 Emery Av Doreen	4	House	\$803,000	16 Feb 2026



Jellis Craig Eltham
1022 Main Road, Eltham
03 9431 1222

Jellis Craig acknowledges and pays our respects to the Bunurong People, the Wadawurrung People, the Dja Dja Wurrung People and the Wurundjeri People as the Traditional Owners and original custodians of the lands on which Jellis Craig operates.

Data is current as of PDF generation date 01/04/2026

- 1 Property Data Online, updated quarterly for the past 12 months
- 2 Property Data Online, updated daily for the past 12 months
- 3 Property Data Online, updated daily for the past quarter
- 4 Jellis Craig's average inspection attendance per listing (houses) over the last 12 months, updated daily
- 5 2021 Australian Census
- 6 Property Data Online, updated daily

This publication contains data, analytics, statistics and other information supplied by PROPERTYDATAONLINE PTY LTD (PropertyData). The data provided in this publication is of a general nature and should not be construed as specific advice or relied upon in lieu of appropriate professional advice.

PropertyData relies upon data supplied by third parties and while the data is checked and reviewed, PropertyData does not warrant the accuracy or completeness of the information to the full extent permitted by the law and excludes all loss or damage howsoever arising (including through negligence) in connection with the data supplied by PropertyData. The State of Victoria owns the copyright in the Property Sales Data and reproduction of that data in any way without the consent of the State of Victoria will constitute a breach of the Copyright Act 1968 (cth). The State of Victoria does not warrant the accuracy or completeness of the Property Sales Data and any person using or relying upon such information does so on the basis that the State of Victoria accepts no responsibility or liability whatsoever for any errors, faults, defects or omissions in the information supplied.