



Doreen

Suburb Report



Your connection to property insights



JellisCraig

DOREEN SUBURB REPORT

Median house price¹

Median

\$800k

Quarterly price change

1.88% ↑

Median unit price¹

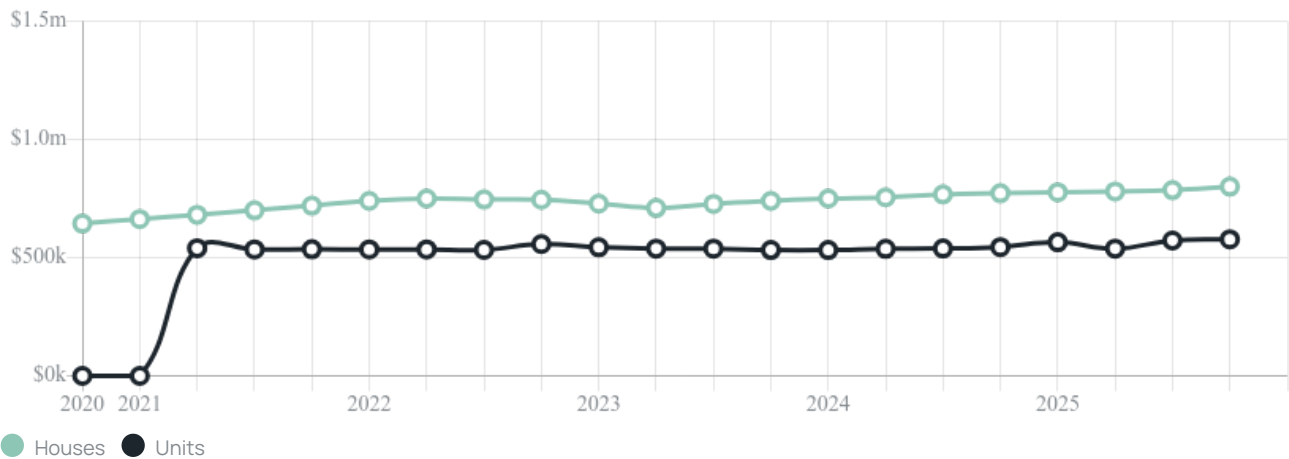
Median

\$578k

Quarterly price change

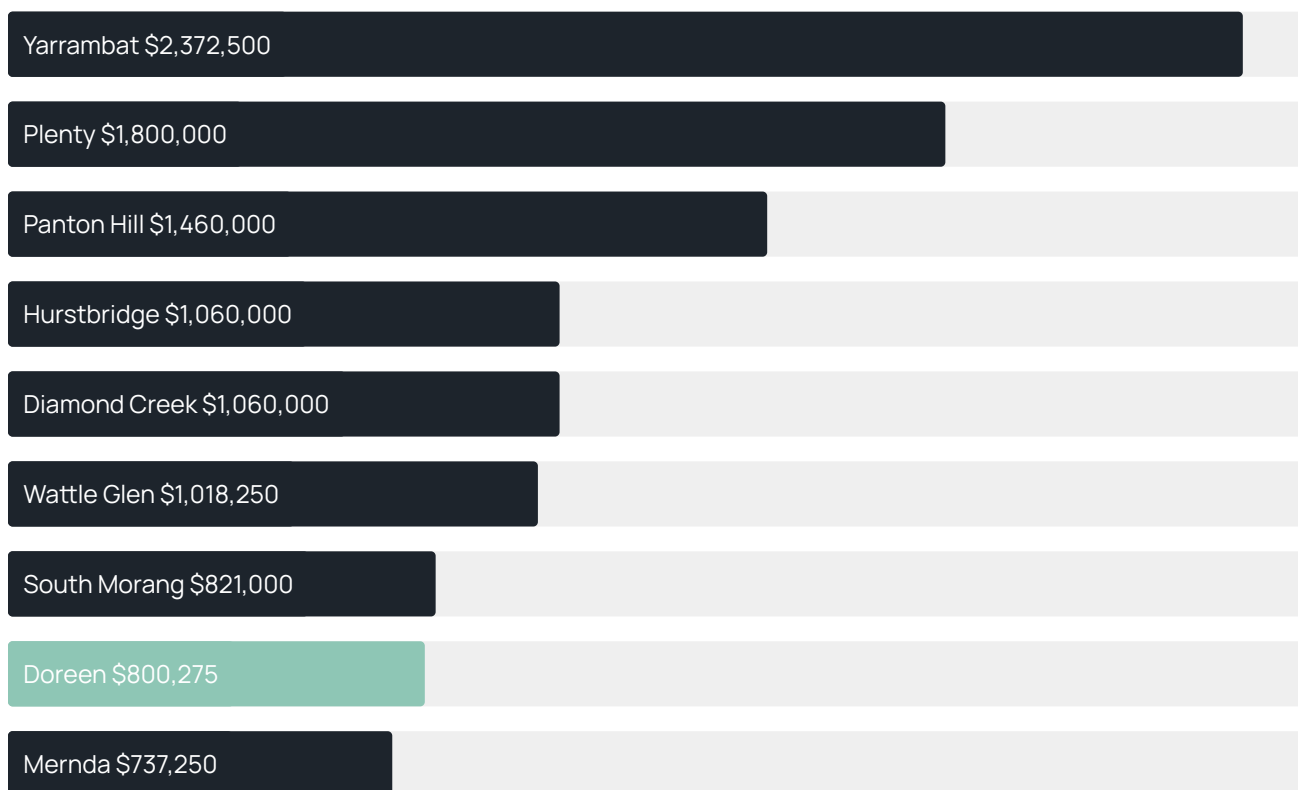
0.87% ↑

Quarterly price change¹




DOREEN SUBURB REPORT

Median house price¹



Median unit price¹



Sale method²

● Auction 11%
● Private 89%

Auction clearance rate³

100%

Median days on market³

21 days

Jellis Craig average inspection attendance per listing⁴

21 groups

Average hold period¹

5.1 years

Dwelling type⁵

● Houses 95% ● Units 5%

Ownership⁵

● Owned outright 20% ● Mortgaged 61% ● Rented 19%

Population⁵

27,122

Median asking rent¹

\$570 per week

Population growth⁵

27.35%

Rental yield¹

3.72%

Median age⁵

33 years











Median household size⁵

3 people











DOREEN SUBURB REPORT

Recent Doreen sales











Discover a snapshot of the most recent results for this suburb, to view the full 12 months of sales history, please go to jellisCraig.com.au/suburb-reports

Address	Bedrooms	Type	Price	Sold
 31 Carome Way Doreen	3	House	\$685,000	31 Jan 2026
 14 Getaway Dr Doreen	3	House	\$720,000	28 Jan 2026
 77 Painted Hills Rd Doreen	4	House	\$860,000	27 Jan 2026
 49 Eminence Blvd Doreen	3	House	\$900,500	24 Jan 2026
 26 Orient Dr Doreen	4	House	\$1,025,000	21 Jan 2026
 28 Tooradin Cr Doreen	4	House	\$770,000	21 Jan 2026
 41 Senecio Dr Doreen	4	House	\$840,000	20 Jan 2026
 12 Breenview Pl Doreen	3	House	\$747,500	17 Jan 2026
 95 Nancarrow Dr Doreen	4	House	\$840,000	17 Jan 2026
 27 Courthouse Wlk Doreen	3	House	\$675,000	15 Jan 2026

DOREEN SUBURB REPORT

Address	Bedrooms	Type	Price	Sold
 37 Rothacker Rise DOREEN	4	House	\$985,000	14 Jan 2026
 21 Mountain Way Doreen	4	House	\$951,000	12 Jan 2026
 22 Spoonbill St Doreen	4	House	\$1,000,000	10 Jan 2026
 1 Waterhaven Pl Doreen	3	House	\$760,000	24 Dec 2025
 25 Sligo St Doreen	4	House	\$697,000	22 Dec 2025
 4 Morinda Way Doreen	4	House	\$770,000	22 Dec 2025
 16 Altitude Dr Doreen	3	House	\$791,000	20 Dec 2025
 31 Glass Cr Doreen	4	House	\$985,000	19 Dec 2025
 56 Meander Rd Doreen	2	House	\$580,000	19 Dec 2025
 10 Impulse Av Doreen	4	House	\$861,000	18 Dec 2025

DOREEN SUBURB REPORT

Address	Bedrooms	Type	Price	Sold
 21 Coolong Tce Doreen	4	House	\$955,000	18 Dec 2025
 13 Divagate Av Doreen	4	House	\$810,000	18 Dec 2025
 13 Bursaria Way Doreen	4	House	\$980,000	17 Dec 2025
 54 Landing Av Doreen	3	House	\$675,000	17 Dec 2025
 29 Burssi Cirt Doreen	2	Townhouse	\$499,950	17 Dec 2025
 85 Brookwood Av Doreen	4	House	\$982,000	16 Dec 2025
 67 Fitzwilliam Dr Doreen	4	House	\$825,000	16 Dec 2025
 4 Impulse Av Doreen	3	House	\$850,000	16 Dec 2025
 33 Starboard Dr Doreen	4	House	\$765,000	16 Dec 2025
 7 Coombell St Doreen	5	House	\$1,550,000	15 Dec 2025



Jellis Craig Eltham
1022 Main Road, Eltham
03 9431 1222

Jellis Craig acknowledges and pays our respects to the Bunurong People, the Wadawurrung People, the Dja Dja Wurrung People and the Wurundjeri People as the Traditional Owners and original custodians of the lands on which Jellis Craig operates.

Data is current as of PDF generation date 01/02/2026

- 1 Property Data Online, updated quarterly for the past 12 months
- 2 Property Data Online, updated daily for the past 12 months
- 3 Property Data Online, updated daily for the past quarter
- 4 Jellis Craig's average inspection attendance per listing (houses) over the last 12 months, updated daily
- 5 2021 Australian Census
- 6 Property Data Online, updated daily

This publication contains data, analytics, statistics and other information supplied by PROPERTYDATAONLINE PTY LTD (PropertyData). The data provided in this publication is of a general nature and should not be construed as specific advice or relied upon in lieu of appropriate professional advice.

PropertyData relies upon data supplied by third parties and while the data is checked and reviewed, PropertyData does not warrant the accuracy or completeness of the information to the full extent permitted by the law and excludes all loss or damage howsoever arising (including through negligence) in connection with the data supplied by PropertyData. The State of Victoria owns the copyright in the Property Sales Data and reproduction of that data in any way without the consent of the State of Victoria will constitute a breach of the Copyright Act 1968 (cth). The State of Victoria does not warrant the accuracy or completeness of the Property Sales Data and any person using or relying upon such information does so on the basis that the State of Victoria accepts no responsibility or liability whatsoever for any errors, faults, defects or omissions in the information supplied.