

# JellisCraig

DROMANA

# Suburb Report

Know your neighbourhood.



DROMANA SUBURB REPORT

Median House Price\*

Median

\$956k

Quarterly Price Change

-3.55% ↓

Median Unit Price\*

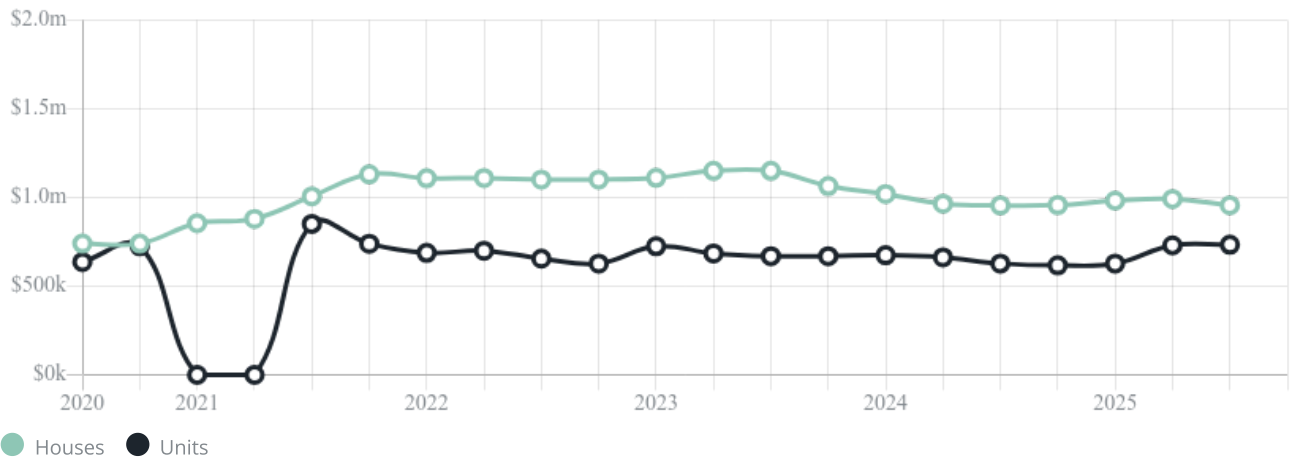
Median

\$734k

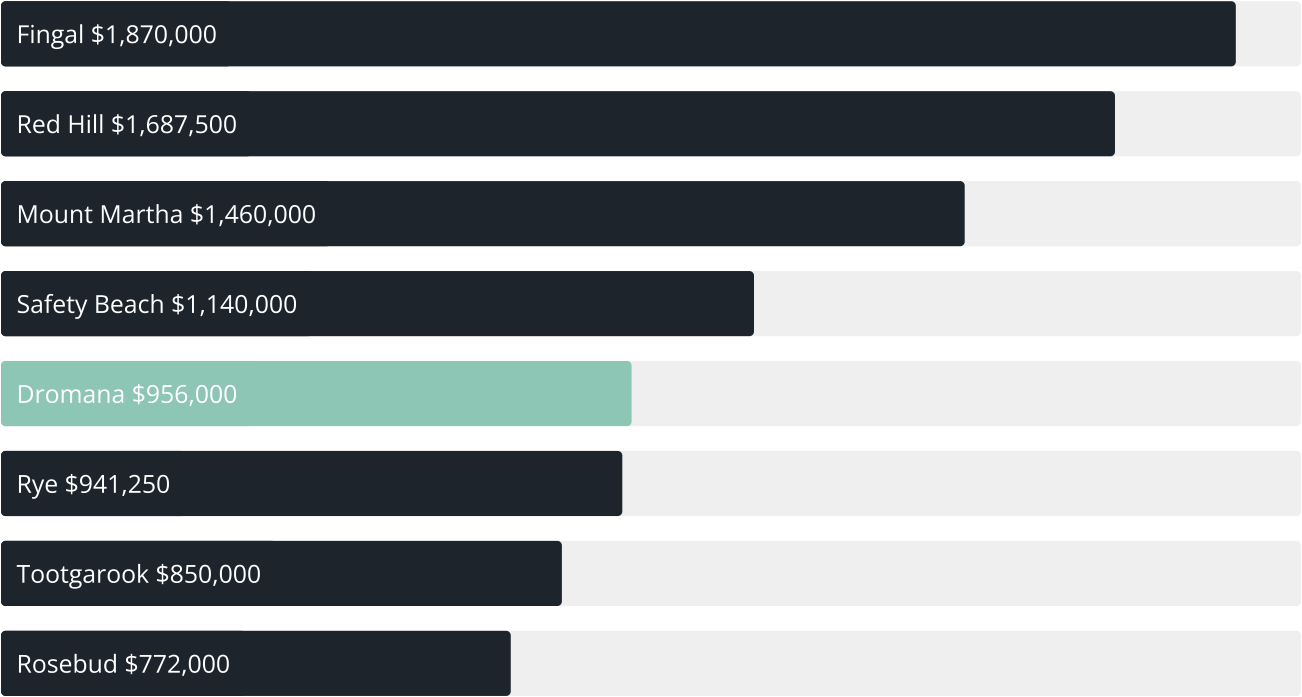
Quarterly Price Change

0.47% ↑

Quarterly Price Change\*



Median House Sale Price\*



Median Unit Sale Price\*



## DROMANA SUBURB REPORT

Sale Method<sup>\*</sup>Auction Clearance Rate<sup>\*</sup>

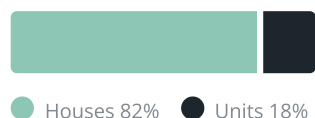
63.64%

Median Days on Market<sup>^</sup>

36 days

Average Hold Period<sup>\*</sup>

6.5 years

Dwelling Type<sup>^</sup>Ownership<sup>^</sup>Population<sup>^</sup>

6,626

Median Asking Rent per week<sup>\*</sup>

\$620

Population Growth<sup>^</sup>

0

Rental Yield<sup>\*</sup>

3.06%

Median Age<sup>^</sup>











50 years

Median Household Size<sup>^</sup>











2.2 people

## DROMANA SUBURB REPORT











Discover a snapshot of the most recent results for this suburb, to view the full 12 months of sales history, please go to [jellisicraig.com.au/suburbinsights](https://jellisicraig.com.au/suburbinsights)

Address	Bedrooms	Type	Price	Sold
 9a Corey Av Dromana	4	House	\$1,290,000	27 Nov 2025
 80 Rainier Av Dromana	3	House	\$1,100,000	24 Nov 2025
 11 Seaview Pde Dromana	3	House	\$902,000	15 Nov 2025
 46 Monaco Pde Dromana	3	House	\$1,100,000	14 Nov 2025
 16 Burton St Dromana	3	House	\$1,300,000	14 Nov 2025
 44 Seaview Pde Dromana	3	House	\$1,260,000	14 Nov 2025
 29 Olympic Pde Dromana	4	House	\$875,000	13 Nov 2025
 12 Corey Av Dromana	4	House	\$960,000	11 Nov 2025
 54 Fig St Dromana	4	House	\$798,000	07 Nov 2025
 2/16 James St Dromana	3	Townhouse	\$900,000	06 Nov 2025

## DROMANA SUBURB REPORT

Address	Bedrooms	Type	Price	Sold
 1 Hillview St Dromana	3	House	\$1,060,000	01 Nov 2025
 2/39 Mary St Dromana	3	Townhouse	\$755,000	01 Nov 2025
 3/42 Francis St Dromana	3	Townhouse	\$920,000	31 Oct 2025
 1/3 Macedon Av Dromana	2	Unit	\$770,000	29 Oct 2025
 34 Monaco Pde Dromana	3	House	\$745,000	25 Oct 2025
 52 Watson Av Dromana	3	House	\$870,000	25 Oct 2025
 22 Francis St Dromana	2	House	\$830,000	22 Oct 2025
 8 Wirruna Rd Dromana	4	House	\$1,600,000	21 Oct 2025
 46 Coleus St Dromana	3	House	\$720,000	20 Oct 2025
 2/8 Francis St Dromana	3	Unit	\$825,000	20 Oct 2025

## DROMANA SUBURB REPORT

Address	Bedrooms	Type	Price	Sold
 10 Old White Hill Rd Dromana	2	House	\$810,000	17 Oct 2025
 1/18 Jetty Rd Dromana	2	Flat/Unit/Apartment	\$350,000	14 Oct 2025
 1/65 Rainier Av Dromana	2	Unit	\$645,000	12 Oct 2025
 19 Dahlia St DROMANA	2	House	\$723,000	12 Oct 2025
 13 Hillview St Dromana	4	House	\$1,295,000	07 Oct 2025
 2/72 Rainier Av Dromana	4	House	\$1,220,000	01 Oct 2025
 49 Rainier Av Dromana	3	House	\$705,000	30 Sep 2025
 10 Anne Dr Dromana	3	House	\$2,006,000	24 Sep 2025
 28 Williams St Dromana	4	House	\$950,000	21 Sep 2025
 25 Watson Av Dromana	3	House	\$831,000	13 Sep 2025





Mount Martha Office  
4/42 Lochiel Avenue, Mount Martha  
03 5974 8900

[jellisraig.com.au](http://jellisraig.com.au)

Data is current as of PDF generation date 01/12/2025

\* Updated Quarterly for the past 12 months

^ Updated daily for the past quarter

~ Updated daily: 33 recent results.

This publication contains data, analytics, statistics and other information supplied by PROPERTYDATAONLINE PTY LTD (PropertyData). The data provided in this publication is of a general nature and should not be construed as specific advice or relied upon in lieu of appropriate professional advice.

PropertyData relies upon data supplied by third parties and while the data is checked and reviewed, PropertyData does not warrant the accuracy or completeness of the information to the full extent permitted by the law and excludes all loss or damage howsoever arising (including through negligence) in connection with the data supplied by PropertyData. The State of Victoria owns the copyright in the Property Sales Data and reproduction of that data in any way without the consent of the State of Victoria will constitute a breach of the Copyright Act 1968 (cth). The State of Victoria does not warrant the accuracy or completeness of the Property Sales Data and any person using or relying upon such information does so on the basis that the State of Victoria accepts no responsibility or liability whatsoever for any errors, faults, defects or omissions in the information supplied.