



Dromana

Suburb Report



Your connection to property insights



JellisCraig

DROMANA SUBURB REPORT

Median house price¹

Median

\$960k

Quarterly price change

-0.36% ↓

Median unit price¹

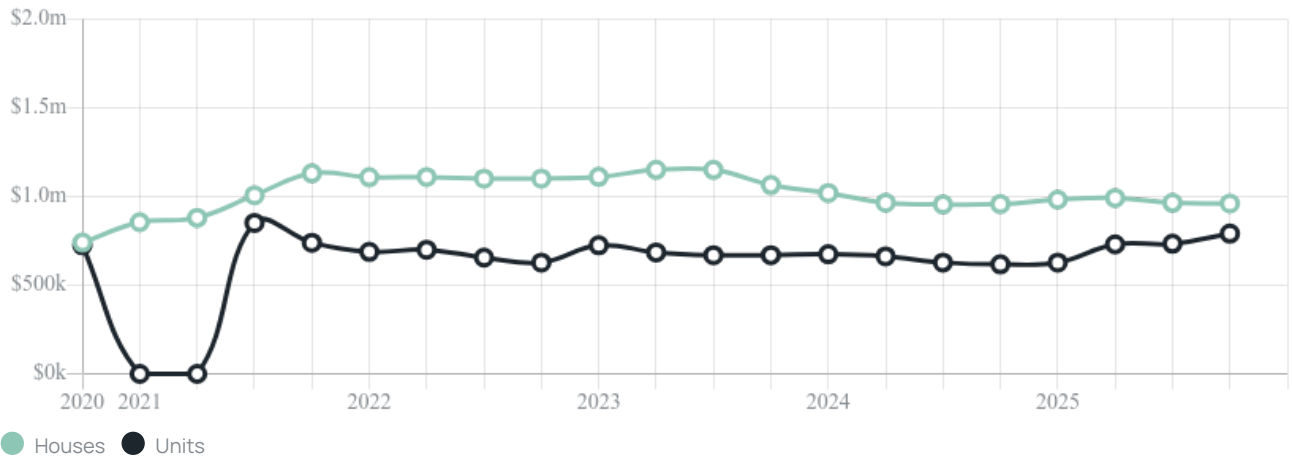
Median

\$791k

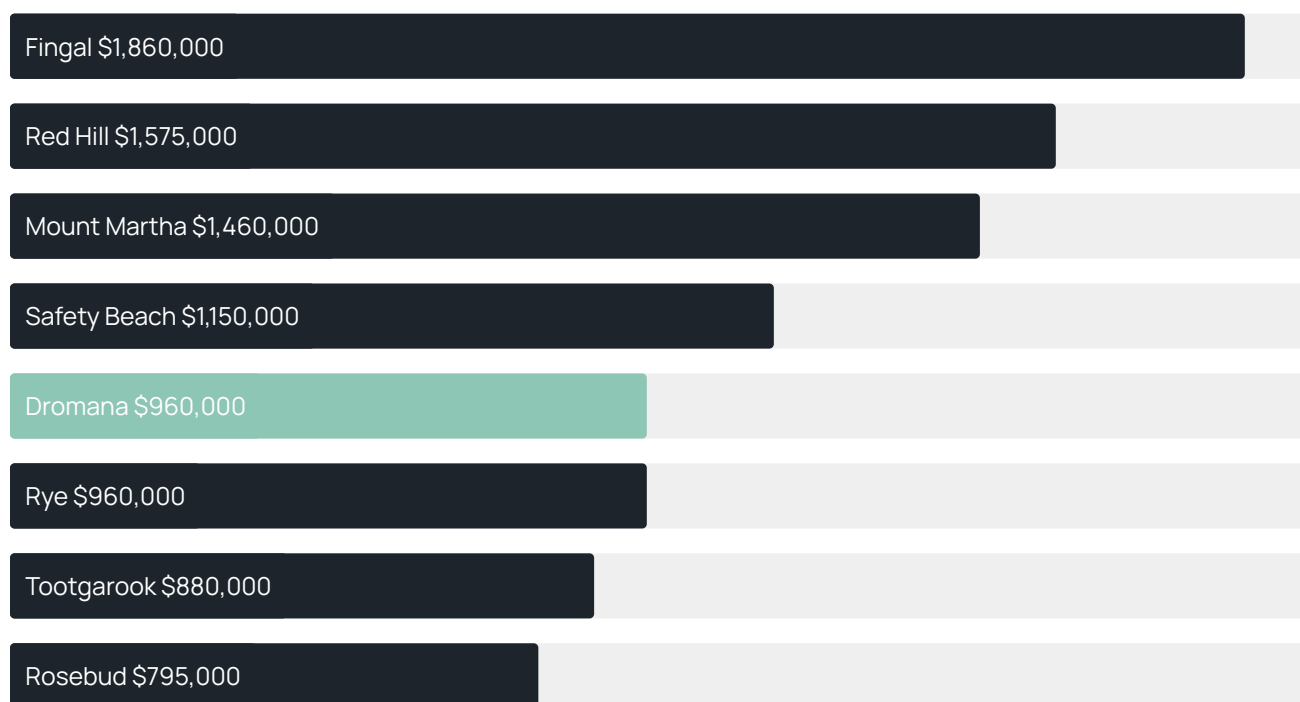
Quarterly price change

7.77% ↑

Quarterly price change¹



DROMANA SUBURB REPORT

Median house price¹Median unit price¹

Sale method²

● Auction 18%
● Private 82%

Auction clearance rate³

70%

Median days on market³

42 days

Jellis Craig average inspection attendance per listing⁴

42 groups

Average hold period¹

6.5 years

Dwelling type⁵

● Houses 82% ● Units 18%

Ownership⁵

● Owned outright 49% ● Mortgaged 30% ● Rented 21%

Population⁵

6,626

Median asking rent¹

\$623 per week

Population growth⁵

0

Rental yield¹

3.06%

Median age⁵

50 years











Median household size⁵

2.2 people











DROMANA SUBURB REPORT

Recent Dromana sales











Discover a snapshot of the most recent results for this suburb, to view the full 12 months of sales history, please go to jellisraig.com.au/suburb-reports

Address	Bedrooms	Type	Price	Sold
 6 Watson Av Dromana	3	House	\$815,000	29 Jan 2026
 14 Carrigg St Dromana	4	House	\$1,250,000	25 Jan 2026
 4 Susan St Dromana	3	House	\$930,000	24 Jan 2026
 2/18 Macedon Av Dromana	2	Unit	\$618,500	24 Jan 2026
 1 Dyson St Dromana	3	House	\$785,000	24 Jan 2026
 2 Catalina Av Dromana	3	House	\$920,000	21 Jan 2026
 2/23 Pier St Dromana	2	Unit	\$625,000	21 Jan 2026
 44 Hillside Av Dromana	4	House	\$1,250,000	20 Jan 2026
 15 Verona St Dromana	4	House	\$1,600,000	16 Jan 2026
 9 Elizabeth Av Dromana	5	House	\$923,000	08 Jan 2026

DROMANA SUBURB REPORT

Address	Bedrooms	Type	Price	Sold
 51 Lombardy Av Dromana	3	House	\$830,000	05 Jan 2026
 33 Corey Av Dromana	3	House	\$690,000	27 Dec 2025
 2 Toolern Av Dromana	4	House	\$1,100,000	22 Dec 2025
 1104 Arthurs Seat Rd Dromana	5	House	\$1,151,000	19 Dec 2025
 11 Rosalie Av Dromana	4	House	\$897,500	18 Dec 2025
 10 Panoramic Av Dromana	4	House	\$667,500	11 Dec 2025
 61 Williams St Dromana	4	House	\$1,050,000	10 Dec 2025
 68 Lombardy Av Dromana	4	House	\$920,000	06 Dec 2025
 14a Thomas St Dromana	4	Townhouse	\$1,418,020	04 Dec 2025
 1/2 Jetty Rd Dromana	3	Townhouse	\$920,000	04 Dec 2025

DROMANA SUBURB REPORT

Address	Bedrooms	Type	Price	Sold
 306 Boundary Rd Dromana	2	House	\$875,000	04 Dec 2025
 6 Margo St Dromana	3	House	\$1,100,000	03 Dec 2025
 61 Clarendon St DROMANA	3	House	\$1,600,000	03 Dec 2025
 9a Corey Av Dromana	4	House	\$1,290,000	27 Nov 2025
 11 Seaview Pde Dromana	3	House	\$902,000	15 Nov 2025
 16 Burton St Dromana	3	House	\$1,300,000	14 Nov 2025
 46 Monaco Pde Dromana	3	House	\$1,100,000	14 Nov 2025
 44 Seaview Pde Dromana	3	House	\$1,260,000	14 Nov 2025
 10 Carrigg St Dromana	4	House	\$1,480,000	13 Nov 2025
 29 Olympic Pde Dromana	4	House	\$875,000	13 Nov 2025



Jellis Craig Mount Martha
4/42 Lochiel Avenue, Mount Martha
03 5974 8900

Jellis Craig acknowledges and pays our respects to the Bunurong People, the Wadawurrung People, the Dja Dja Wurrung People and the Wurundjeri People as the Traditional Owners and original custodians of the lands on which Jellis Craig operates.

Data is current as of PDF generation date 01/02/2026

- 1 Property Data Online, updated quarterly for the past 12 months
- 2 Property Data Online, updated daily for the past 12 months
- 3 Property Data Online, updated daily for the past quarter
- 4 Jellis Craig's average inspection attendance per listing (houses) over the last 12 months, updated daily
- 5 2021 Australian Census
- 6 Property Data Online, updated daily

This publication contains data, analytics, statistics and other information supplied by PROPERTYDATAONLINE PTY LTD (PropertyData). The data provided in this publication is of a general nature and should not be construed as specific advice or relied upon in lieu of appropriate professional advice.

PropertyData relies upon data supplied by third parties and while the data is checked and reviewed, PropertyData does not warrant the accuracy or completeness of the information to the full extent permitted by the law and excludes all loss or damage howsoever arising (including through negligence) in connection with the data supplied by PropertyData. The State of Victoria owns the copyright in the Property Sales Data and reproduction of that data in any way without the consent of the State of Victoria will constitute a breach of the Copyright Act 1968 (cth). The State of Victoria does not warrant the accuracy or completeness of the Property Sales Data and any person using or relying upon such information does so on the basis that the State of Victoria accepts no responsibility or liability whatsoever for any errors, faults, defects or omissions in the information supplied.