



Eaglemont

Suburb Report



Your connection to property insights



JellisCraig

EAGLEMONT SUBURB REPORT

Median house price¹

Median

\$2.59m

Quarterly price change

0.38% ↑

Median unit price¹

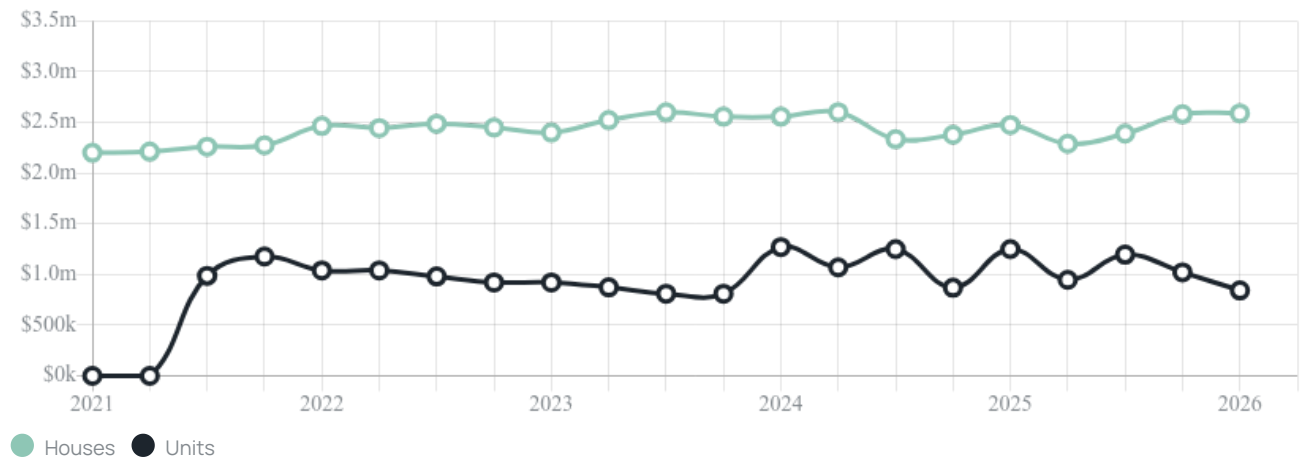
Median

\$843k

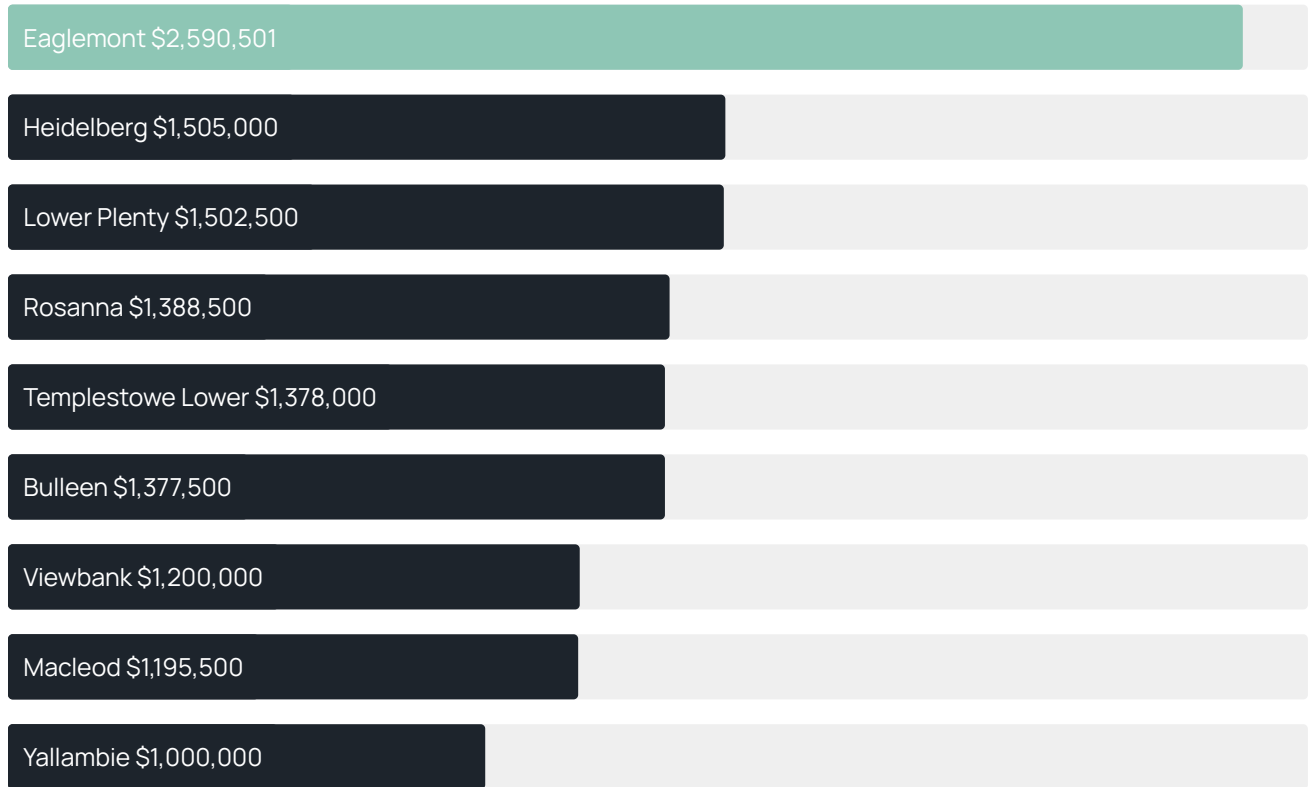
Quarterly price change

-17.47% ↓

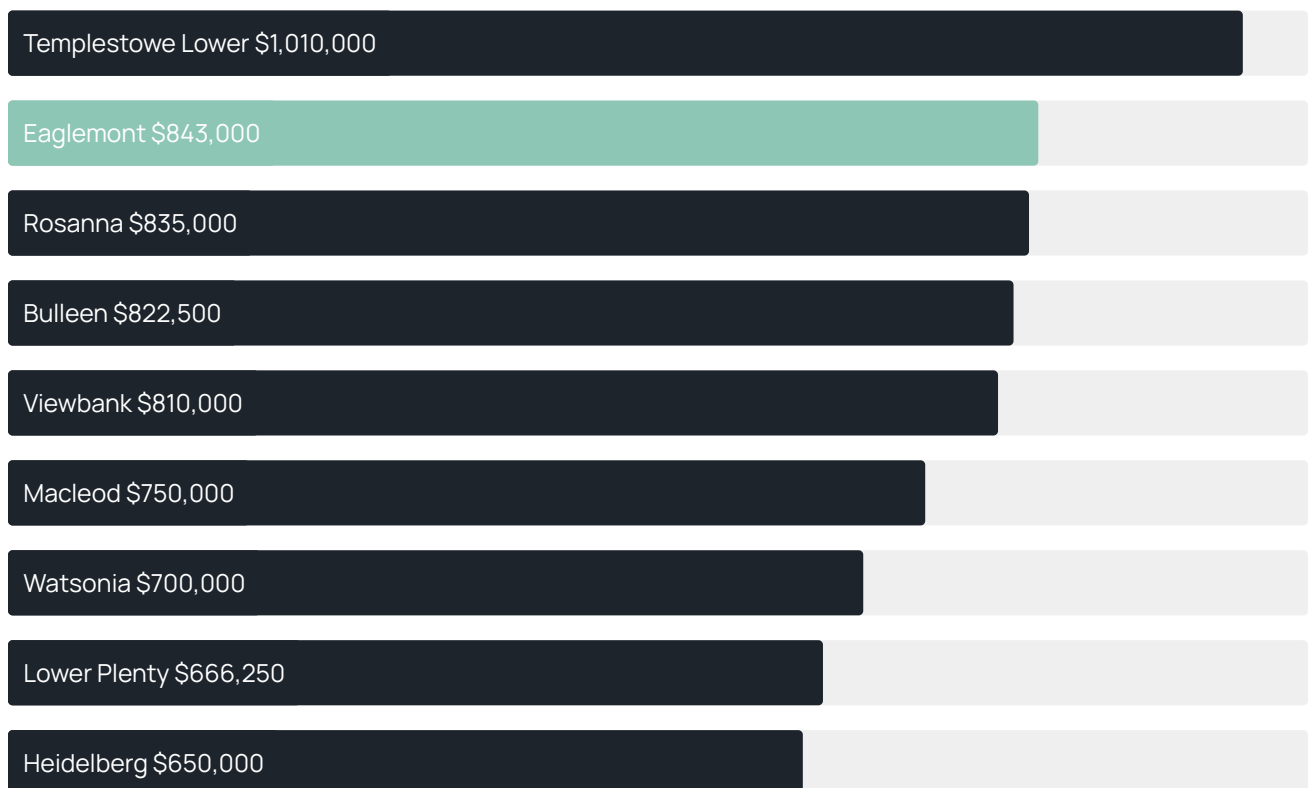
Quarterly price change¹



Median house price¹



Median unit price¹



Sale method²



● Auction 30%
● Private 70%

Auction clearance rate³

66.67%

Median days on market³

30 days

Jellis Craig average inspection attendance per listing⁴

30 groups

Average hold period¹

9.2 years

Dwelling type⁵



● Houses 79% ● Units 21%

Ownership⁵



● Owned outright 52% ● Mortgaged 31% ● Rented 18%

Population⁵

3,960

Median asking rent¹

\$850 per week

Population growth⁵

2.25%

Rental yield¹

1.79%

Median age⁵

46 years











Median household size⁵

2.7 people











EAGLEMONT SUBURB REPORT

Recent Eaglemont sales











Discover a snapshot of the most recent results for this suburb, to view the full 12 months of sales history, please go to jellisraig.com.au/suburb-reports

Address	Bedrooms	Type	Price	Sold
 56 Durham St Eaglemont	5	House	\$2,200,000	19 Jun 2026
 4 Waldemar Rd Eaglemont	2	Unit	\$963,000	18 Apr 2026
 2/13 Alandale Rd Eaglemont	2	Subdivided Flat - Single OYO Flat	\$897,000	14 Apr 2026
 2/143 Locksley Rd Eaglemont	1	Apartment	\$460,000	28 Mar 2026
 26 Silverdale Rd Eaglemont	4	House	\$3,100,000	24 Mar 2026
 104 Studley Rd Eaglemont	4	House	\$2,000,000	18 Mar 2026
 31 Hawdon St Eaglemont	4	House	\$2,700,000	18 Mar 2026
 7 Hawdon St Eaglemont	4	House	\$2,620,000	13 Mar 2026
 5/114 Maltravers Rd Eaglemont	3	Townhouse	\$940,000	13 Mar 2026
 3/11 Silverdale Rd Eaglemont	3	Unit	\$800,000	13 Mar 2026

EAGLEMONT SUBURB REPORT

Address	Bedrooms	Type	Price	Sold
 27 Odenwald Rd Eaglemont	3	House	\$2,375,000	11 Mar 2026
 440 Lower Heidelberg Rd Eaglemont	3	House	\$1,590,000	10 Mar 2026
 2/55 Durham St Eaglemont	3	Unit	\$970,000	07 Mar 2026
 28 Hawdon St Eaglemont	4	House	\$2,600,001	21 Feb 2026
 432 Lower Heidelberg Rd Eaglemont	4	House	\$1,605,000	21 Feb 2026
 117d Studley Rd Eaglemont	2	Flat/Unit/Apartment	\$841,000	20 Feb 2026
 35 Cape St Eaglemont	4	House	\$1,955,000	19 Feb 2026
 45 Ormond Rd Eaglemont	4	House	\$3,160,000	14 Feb 2026
 2/12 Ashby Gr Eaglemont	2	Unit	\$800,000	13 Feb 2026
 47 Glenard Dr Eaglemont	3	House	\$1,750,000	11 Feb 2026

EAGLEMONT SUBURB REPORT

Address	Bedrooms	Type	Price	Sold
 8 Glenard Dr Eaglemont	4	House	\$2,750,000	03 Feb 2026
 7A Alandale Rd Eaglemont	4	House	\$1,899,000	16 Dec 2025
 51 Ormond Rd Eaglemont	3	House	\$1,810,000	13 Dec 2025
 4 Caerleon Ct Eaglemont	4	House	\$2,850,000	13 Dec 2025
 7/14 Ashby Gr Eaglemont	2	Apartment	\$785,000	12 Dec 2025
 3/131 Locksley Rd Eaglemont	3	Townhouse	\$843,000	10 Dec 2025
 36 Ormond Rd Eaglemont	4	House	\$2,255,000	06 Dec 2025
 49 Castle St Eaglemont	4	House	\$4,000,000	05 Dec 2025
 5/129 Studley Rd Eaglemont	2	Unit	\$800,000	05 Dec 2025
 407 Lower Heidelberg Rd Eaglemont	3	House	\$1,180,000	03 Dec 2025



Jellis Craig Ivanhoe
153 Upper Heidelberg Road, Ivanhoe
03 9499 7992

Jellis Craig acknowledges and pays our respects to the Bunurong People, the Wadawurrung People, the Dja Dja Wurrung People and the Wurundjeri People as the Traditional Owners and original custodians of the lands on which Jellis Craig operates.

Data is current as of PDF generation date 01/07/2026

- 1 Property Data Online, updated quarterly for the past 12 months
- 2 Property Data Online, updated daily for the past 12 months
- 3 Property Data Online, updated daily for the past quarter
- 4 Jellis Craig's average inspection attendance per listing (houses) over the last 12 months, updated daily
- 5 2021 Australian Census
- 6 Property Data Online, updated daily

This publication contains data, analytics, statistics and other information supplied by PROPERTYDATAONLINE PTY LTD (PropertyData). The data provided in this publication is of a general nature and should not be construed as specific advice or relied upon in lieu of appropriate professional advice.

PropertyData relies upon data supplied by third parties and while the data is checked and reviewed, PropertyData does not warrant the accuracy or completeness of the information to the full extent permitted by the law and excludes all loss or damage howsoever arising (including through negligence) in connection with the data supplied by PropertyData. The State of Victoria owns the copyright in the Property Sales Data and reproduction of that data in any way without the consent of the State of Victoria will constitute a breach of the Copyright Act 1968 (cth). The State of Victoria does not warrant the accuracy or completeness of the Property Sales Data and any person using or relying upon such information does so on the basis that the State of Victoria accepts no responsibility or liability whatsoever for any errors, faults, defects or omissions in the information supplied.