



East Geelong

Suburb Report



Your connection to property insights



JellisCraig

EAST GEELONG SUBURB REPORT

Median house price¹

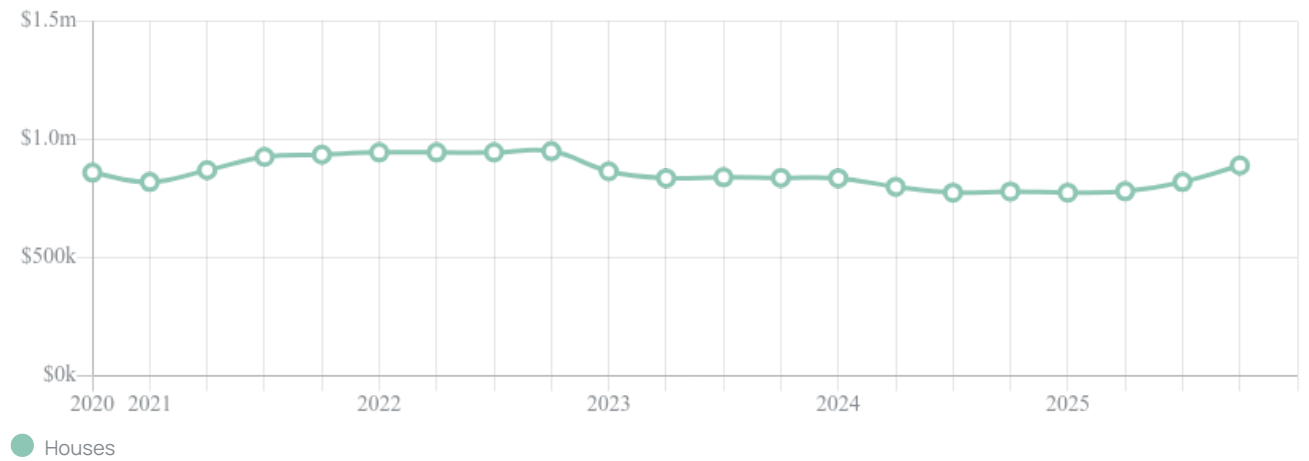
Median

\$890k

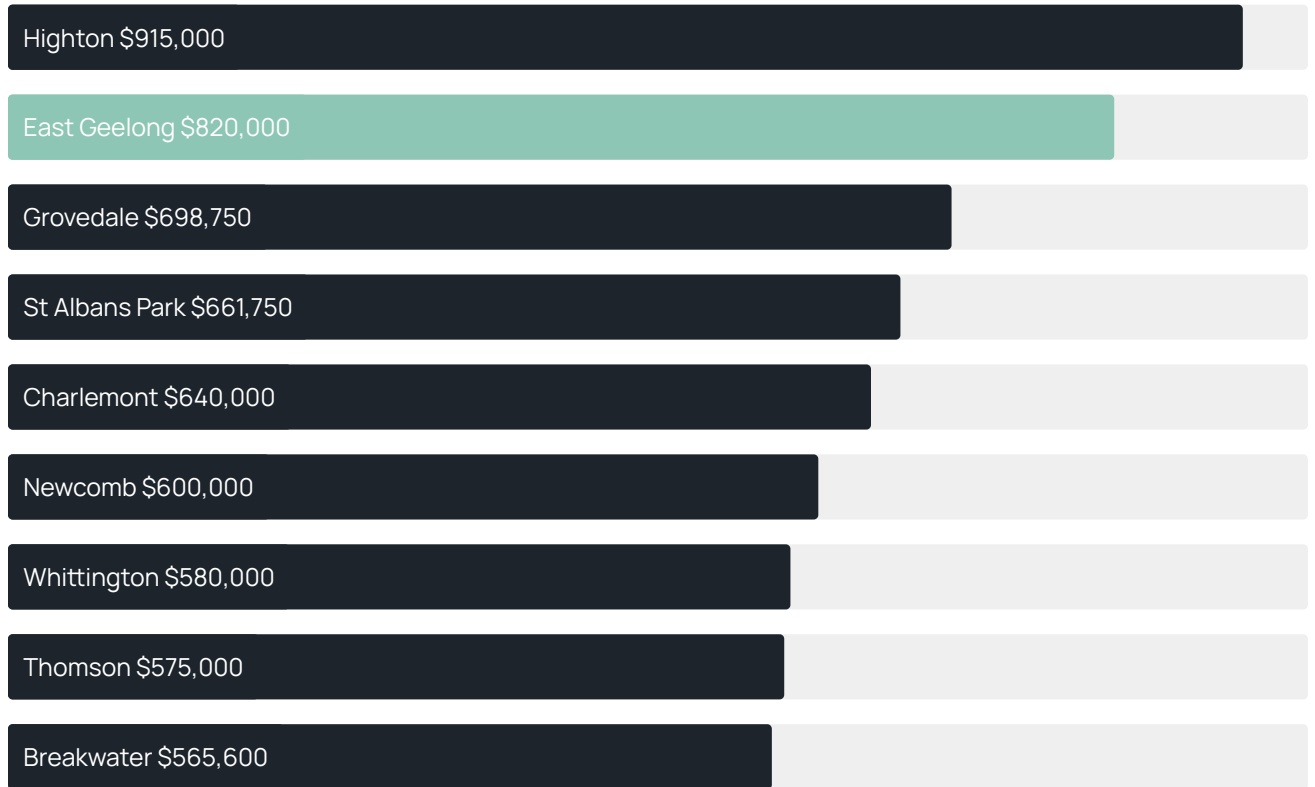
Quarterly price change

8.53% ↑

Quarterly price change¹



Median house price¹



Median unit price¹



Sale method²



● Auction 29%
 ● Private 71%

Auction clearance rate³

100%

Median days on market³

25 days

Average hold period¹

8.8 years

Dwelling type⁵



● Houses 85% ● Units 15%

Ownership⁵



● Owned outright 35% ● Mortgaged 37% ● Rented 27%

Population⁵

4,012

Median asking rent¹

\$520 per week

Median age⁵

40 years

Rental yield¹

3.3%











Median household size⁵

2.3 people











EAST GEELONG SUBURB REPORT

Recent East Geelong sales











Discover a snapshot of the most recent results for this suburb, to view the full 12 months of sales history, please go to jellisraig.com.au/suburb-reports

Address	Bedrooms	Type	Price	Sold
 77 Ormond Rd East Geelong	3	House	\$800,000	30 Mar 2026
 2/224a Verner St East Geelong	4	House	\$1,080,000	26 Mar 2026
 60 Normanby St East Geelong	3	House	\$985,000	14 Mar 2026
 400 Ryrie St East Geelong	4	House	\$1,280,000	28 Feb 2026
 354 Myers St East Geelong	3	House	\$905,000	27 Feb 2026
 63 Normanby St East Geelong	3	House	\$1,000,000	27 Feb 2026
 6/436 Ryrie St East Geelong	1	Unit	\$395,000	24 Feb 2026
 8 Gurr St East Geelong	4	House	\$1,500,000	24 Feb 2026
 15A Martin St East Geelong	2	Townhouse	\$690,000	24 Feb 2026
 19 Mcdonald St East Geelong	3	House	\$810,000	18 Feb 2026

EAST GEELONG SUBURB REPORT

Address	Bedrooms	Type	Price	Sold
 20 Loftus St East Geelong	3	House	\$835,000	13 Feb 2026
 17 Loftus St East Geelong	4	House	\$780,000	13 Feb 2026
 4/69 Normanby St East Geelong	1	Unit	\$435,000	12 Feb 2026
 9 Tully St East Geelong	2	House	\$850,000	06 Feb 2026
 185 Garden St East Geelong	3	House	\$795,000	03 Feb 2026
 37 Normanby St East Geelong	3	House	\$990,000	13 Jan 2026
 3/2 Lomond Tce East Geelong	3	Flat/Unit/Apartment	\$800,000	13 Jan 2026
 297 Myers St East Geelong	4	House	\$1,080,000	23 Dec 2025
 2 Kernot St East Geelong	3	House	\$975,000	18 Dec 2025
 1b Walter St East Geelong	4	House	\$1,200,000	15 Dec 2025

EAST GEELONG SUBURB REPORT

Address	Bedrooms	Type	Price	Sold
 58 Ormond Rd East Geelong	3	House	\$700,000	15 Dec 2025
 1/69 Normanby St East Geelong	1	Unit	\$405,000	14 Dec 2025
 29 Darling St EAST GEELONG	2	House	\$710,000	10 Dec 2025
 2/69 Normanby St East Geelong	2	Flat/Unit/Apartment	\$477,000	10 Dec 2025
 37 Anderson St East Geelong	3	House	\$800,000	25 Nov 2025
 256 Mckillop St East Geelong	3	House	\$855,000	22 Nov 2025
 2 Davey St East Geelong	2	House	\$665,000	18 Nov 2025
 2/2 Lomond Tce East Geelong	2	Strata Unit/Flat	\$649,000	17 Nov 2025
 4 Connor St East Geelong	4	House	\$1,060,000	15 Nov 2025
 52 Boundary Rd East Geelong	3	House	\$755,000	15 Nov 2025



Jellis Craig Geelong
205 Pakington Street, Geelong West
(03) 5222 7772

Jellis Craig acknowledges and pays our respects to the Bunurong People, the Wadawurrung People, the Dja Dja Wurrung People and the Wurundjeri People as the Traditional Owners and original custodians of the lands on which Jellis Craig operates.

Data is current as of PDF generation date 01/04/2026

- 1 Property Data Online, updated quarterly for the past 12 months
- 2 Property Data Online, updated daily for the past 12 months
- 3 Property Data Online, updated daily for the past quarter
- 4 Jellis Craig's average inspection attendance per listing (houses) over the last 12 months, updated daily
- 5 2021 Australian Census
- 6 Property Data Online, updated daily

This publication contains data, analytics, statistics and other information supplied by PROPERTYDATAONLINE PTY LTD (PropertyData). The data provided in this publication is of a general nature and should not be construed as specific advice or relied upon in lieu of appropriate professional advice.

PropertyData relies upon data supplied by third parties and while the data is checked and reviewed, PropertyData does not warrant the accuracy or completeness of the information to the full extent permitted by the law and excludes all loss or damage howsoever arising (including through negligence) in connection with the data supplied by PropertyData. The State of Victoria owns the copyright in the Property Sales Data and reproduction of that data in any way without the consent of the State of Victoria will constitute a breach of the Copyright Act 1968 (cth). The State of Victoria does not warrant the accuracy or completeness of the Property Sales Data and any person using or relying upon such information does so on the basis that the State of Victoria accepts no responsibility or liability whatsoever for any errors, faults, defects or omissions in the information supplied.