



East Geelong

Suburb Report



Your connection to property insights



JellisCraig

EAST GEELONG SUBURB REPORT

Median house price¹

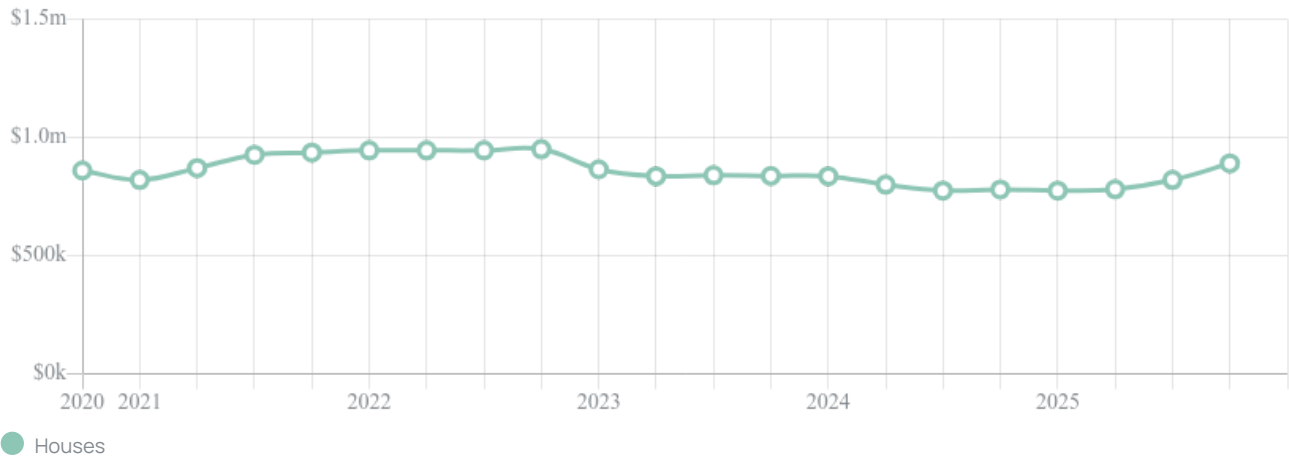
Median

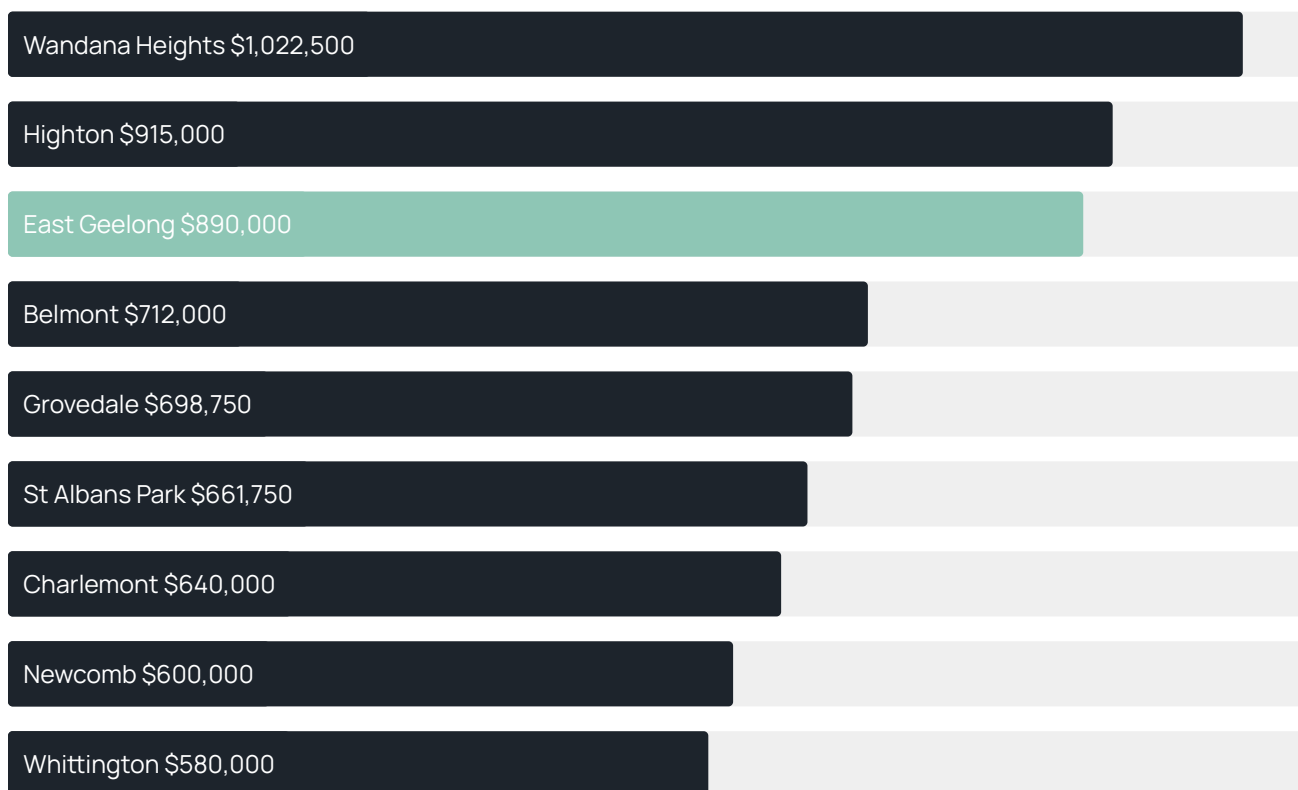
\$890k

Quarterly price change

8.53% ↑

Quarterly price change¹



Median house price¹Median unit price¹

Sale method²

● Auction 22%
● Private 78%

Auction clearance rate³

80%

Median days on market³

32 days

Average hold period¹

8.8 years

Dwelling type⁵

● Houses 85% ● Units 15%

Ownership⁵

● Owned outright 35% ● Mortgaged 37% ● Rented 27%

Population⁵

4,012

Median asking rent¹

\$520 per week

Median age⁵

40 years

Rental yield¹

3.3%











Median household size⁵

2.3 people











EAST GEELONG SUBURB REPORT

Recent East Geelong sales











Discover a snapshot of the most recent results for this suburb, to view the full 12 months of sales history, please go to jellisicraig.com.au/suburb-reports

Address	Bedrooms	Type	Price	Sold
 2 Kernot St East Geelong	3	House	\$975,000	18 Dec 2025
 1b Walter St East Geelong	4	House	\$1,200,000	15 Dec 2025
 1/69 Normanby St East Geelong	1	Unit	\$405,000	14 Dec 2025
 29 Darling St EAST GEELONG	2	House	\$710,000	10 Dec 2025
 2/69 Normanby St East Geelong	2	Flat/Unit/Apartment	\$477,000	10 Dec 2025
 37 Anderson St East Geelong	3	House	\$800,000	25 Nov 2025
 256 Mckillop St East Geelong	3	House	\$855,000	22 Nov 2025
 2/2 Lomond Tce East Geelong	2	Strata Unit/Flat	\$649,000	17 Nov 2025
 4 Connor St East Geelong	4	House	\$1,060,000	15 Nov 2025
 52 Boundary Rd East Geelong	3	House	\$755,000	15 Nov 2025

EAST GEELONG SUBURB REPORT

Address	Bedrooms	Type	Price	Sold
 14 Boundary Rd East Geelong	2	House	\$603,000	14 Nov 2025
 1/2 Lomond Tce East Geelong	3	Strata Unit/Flat	\$762,500	13 Nov 2025
 8 Boyne Av East Geelong	4	House	\$905,000	12 Nov 2025
 32 Walter St East Geelong	4	House	\$1,290,000	07 Nov 2025
 19 Darling St East Geelong	4	House	\$900,000	07 Nov 2025
 65 St Albans Rd East Geelong	3	House	\$900,000	06 Nov 2025
 45 Mcdonald St East Geelong	3	House	\$670,000	01 Nov 2025
 502 Ryrie St East Geelong	3	House	\$1,030,000	29 Oct 2025
 83 Normanby St East Geelong	2	Townhouse	\$680,000	29 Oct 2025
 1a Walter St East Geelong	4	House	\$1,190,000	29 Oct 2025

EAST GEELONG SUBURB REPORT

Address	Bedrooms	Type	Price	Sold
 28 Anderson St East Geelong	3	House	\$860,000	27 Oct 2025
 418 Ryrie St EAST GEELONG	3	House	\$1,470,000	25 Oct 2025
 123 Carr St East Geelong	2	House	\$602,000	22 Oct 2025
 34 Anderson St East Geelong	3	House	\$916,000	22 Oct 2025
 24 Lomond Tce East Geelong	3	House	\$950,000	18 Oct 2025
 32 Grey St East Geelong	3	House	\$970,000	18 Oct 2025
 12 Lindon St East Geelong	3	House	\$1,003,000	11 Oct 2025
 42 Mcdonald St East Geelong	3	House	\$695,000	11 Oct 2025
 292 Myers St East Geelong	3	House	\$786,000	10 Oct 2025
 9 Frederick St East Geelong	4	House	\$1,100,000	09 Oct 2025



Jellis Craig Geelong
205 Pakington Street, Geelong West
(03) 5222 7772

Jellis Craig acknowledges and pays our respects to the Bunurong People, the Wadawurrung People, the Dja Dja Wurrung People and the Wurundjeri People as the Traditional Owners and original custodians of the lands on which Jellis Craig operates.

Data is current as of PDF generation date 01/02/2026

- 1 Property Data Online, updated quarterly for the past 12 months
- 2 Property Data Online, updated daily for the past 12 months
- 3 Property Data Online, updated daily for the past quarter
- 4 Jellis Craig's average inspection attendance per listing (houses) over the last 12 months, updated daily
- 5 2021 Australian Census
- 6 Property Data Online, updated daily

This publication contains data, analytics, statistics and other information supplied by PROPERTYDATAONLINE PTY LTD (PropertyData). The data provided in this publication is of a general nature and should not be construed as specific advice or relied upon in lieu of appropriate professional advice.

PropertyData relies upon data supplied by third parties and while the data is checked and reviewed, PropertyData does not warrant the accuracy or completeness of the information to the full extent permitted by the law and excludes all loss or damage howsoever arising (including through negligence) in connection with the data supplied by PropertyData. The State of Victoria owns the copyright in the Property Sales Data and reproduction of that data in any way without the consent of the State of Victoria will constitute a breach of the Copyright Act 1968 (cth). The State of Victoria does not warrant the accuracy or completeness of the Property Sales Data and any person using or relying upon such information does so on the basis that the State of Victoria accepts no responsibility or liability whatsoever for any errors, faults, defects or omissions in the information supplied.