



Eltham North

Suburb Report



Your connection to property insights



JellisCraig

ELTHAM NORTH SUBURB REPORT

Median house price¹

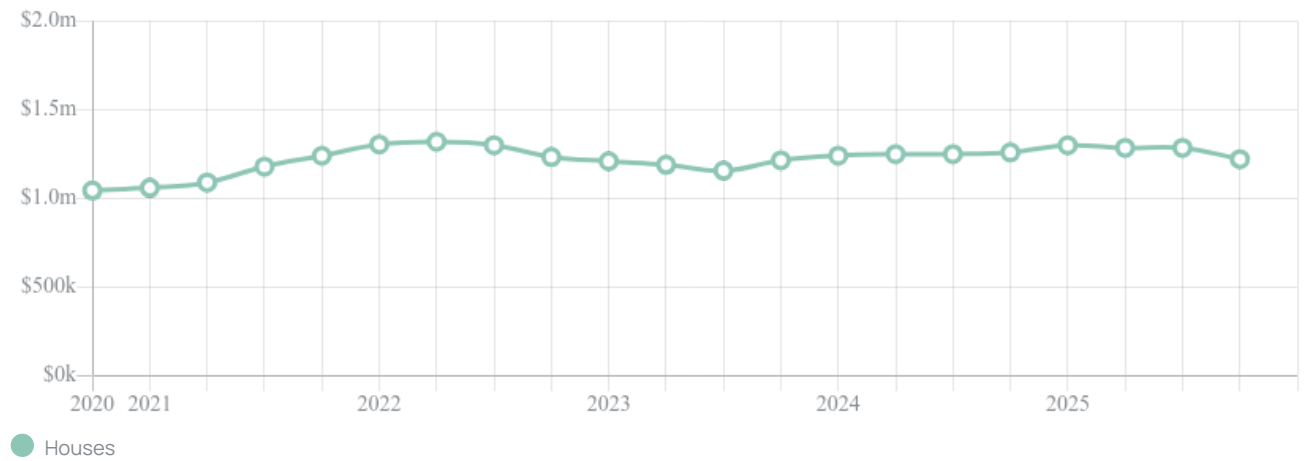
Median

\$1.22m

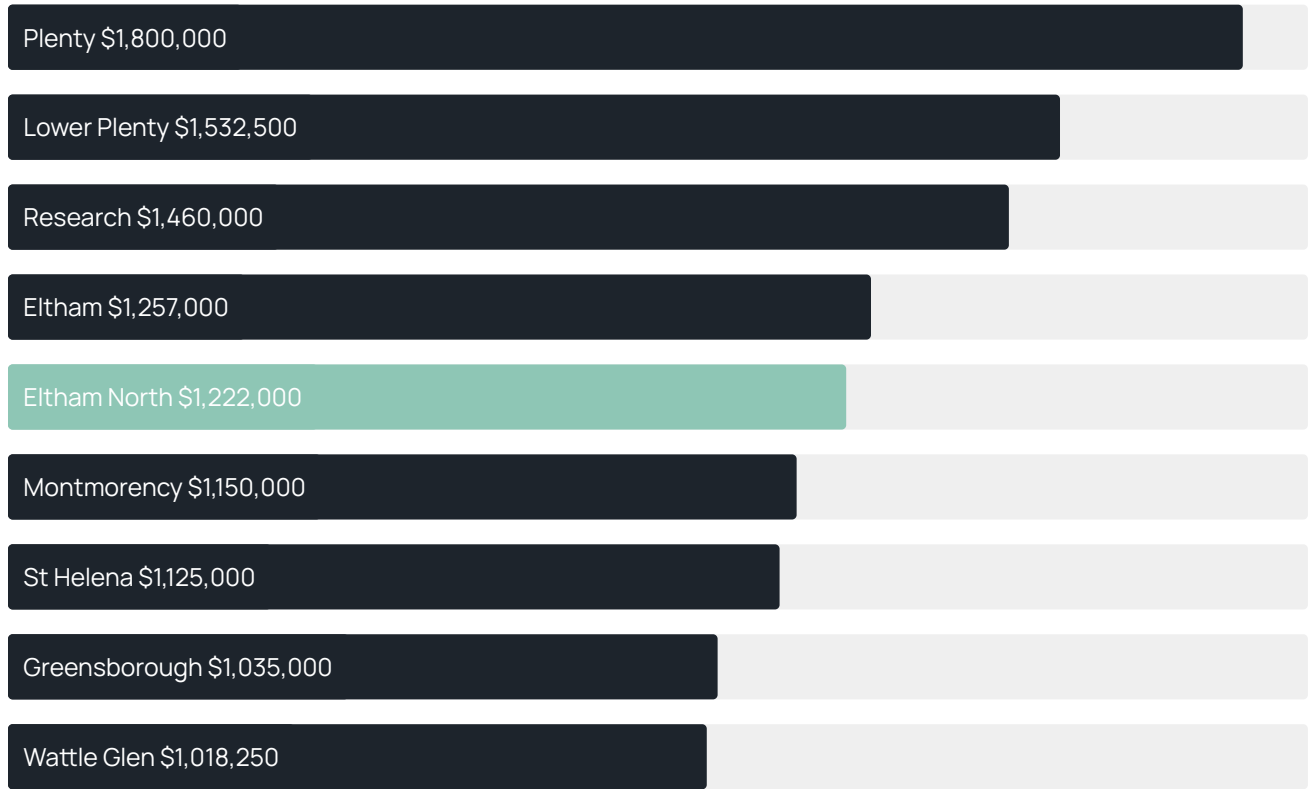
Quarterly price change

-4.90% ↓

Quarterly price change¹



Median house price¹



Median unit price¹



Sale method²



● Auction 9%
● Private 91%

Auction clearance rate³

50%

Median days on market³

38 days

Jellis Craig average inspection attendance per listing⁴

38 groups

Average hold period¹

12.7 years

Dwelling type⁵



● Houses 98% ● Units 2%

Ownership⁵



● Owned outright 45% ● Mortgaged 50% ● Rented 5%

Population⁵

6,830

Median asking rent¹

\$750 per week

Population growth⁵

0.37%

Rental yield¹

2.96%

Median age⁵

42 years











Median household size⁵

3 people











ELTHAM NORTH SUBURB REPORT

Recent Eltham North sales











Discover a snapshot of the most recent results for this suburb, to view the full 12 months of sales history, please go to jellisraig.com.au/suburb-reports

Address	Bedrooms	Type	Price	Sold
 62 Progress Rd Eltham North	4	House	\$1,535,500	21 Mar 2026
 4 Serafini Ct Eltham North	4	House	\$1,151,000	14 Mar 2026
 90 Weidlich Rd Eltham North	4	House	\$1,210,000	13 Mar 2026
 7 Melissa Ct Eltham North	5	House	\$1,407,000	28 Feb 2026
 20 Heacham Rd Eltham North	4	House	\$1,010,000	26 Feb 2026
 5 Nungeroo Ct Eltham North	4	House	\$1,300,000	19 Feb 2026
 7 Evergreen Vw Eltham North	4	House	\$1,230,000	16 Feb 2026
 1/59 Weidlich Rd Eltham North	3	House	\$845,000	11 Feb 2026
 2/82 Karingal Dr ELTHAM NORTH	3	House	\$970,000	04 Feb 2026
 18 Dunbarton Dr Eltham North	3	House	\$1,021,500	04 Feb 2026

ELTHAM NORTH SUBURB REPORT

Address	Bedrooms	Type	Price	Sold
 33 Weidlich Rd Eltham North	4	House	\$1,208,000	03 Feb 2026
 3 Wakefield Cl Eltham North	3	House	\$1,110,000	29 Jan 2026
 6/1 Parry Rd Eltham North	3	Townhouse	\$950,000	23 Jan 2026
 6 Oonah Cl Eltham North	4	House	\$1,681,000	21 Jan 2026
 19 Macdhui Av Eltham North	3	House	\$1,060,000	19 Jan 2026
 11 Nungeroo Ct Eltham North	4	House	\$1,350,000	17 Jan 2026
 21 Hillcrest Rd Eltham North	4	House	\$1,810,000	14 Jan 2026
 31 Pymm Av Eltham North	4	House	\$991,000	09 Jan 2026
 218 Progress Rd Eltham North	4	House	\$1,218,888	01 Jan 2026
 153a Ryans Rd Eltham North	5	House	\$1,660,000	25 Dec 2025

ELTHAM NORTH SUBURB REPORT

Address	Bedrooms	Type	Price	Sold
 4 Highpoint Cr Eltham North	4	House	\$1,326,000	24 Dec 2025
 25 Arcadia Way Eltham North	4	House	\$1,137,000	17 Dec 2025
 5 Monterey Cl Eltham North	3	Flat/Unit/Apartment	\$225,000	16 Dec 2025
 1 Brushtail Cl Eltham North	2	House	\$795,000	04 Dec 2025
 8 Sherbrooke St Eltham North	3	House	\$1,395,000	28 Nov 2025
 31 Weidlich Rd Eltham North	4	House	\$1,185,000	27 Nov 2025
 1/8 Weidlich Rd Eltham North	3	Unit	\$780,000	27 Nov 2025
 20 Calendonia Dr Eltham North	5	House	\$1,120,000	26 Nov 2025
 115 Glen Park Rd Eltham North	5	House	\$1,765,000	24 Nov 2025
 10 Sarah Ct Eltham North	4	House	\$1,391,000	24 Nov 2025



Jellis Craig Eltham
1022 Main Road, Eltham
03 9431 1222

Jellis Craig acknowledges and pays our respects to the Bunurong People, the Wadawurrung People, the Dja Dja Wurrung People and the Wurundjeri People as the Traditional Owners and original custodians of the lands on which Jellis Craig operates.

Data is current as of PDF generation date 01/04/2026

- 1 Property Data Online, updated quarterly for the past 12 months
- 2 Property Data Online, updated daily for the past 12 months
- 3 Property Data Online, updated daily for the past quarter
- 4 Jellis Craig's average inspection attendance per listing (houses) over the last 12 months, updated daily
- 5 2021 Australian Census
- 6 Property Data Online, updated daily

This publication contains data, analytics, statistics and other information supplied by PROPERTYDATAONLINE PTY LTD (PropertyData). The data provided in this publication is of a general nature and should not be construed as specific advice or relied upon in lieu of appropriate professional advice.

PropertyData relies upon data supplied by third parties and while the data is checked and reviewed, PropertyData does not warrant the accuracy or completeness of the information to the full extent permitted by the law and excludes all loss or damage howsoever arising (including through negligence) in connection with the data supplied by PropertyData. The State of Victoria owns the copyright in the Property Sales Data and reproduction of that data in any way without the consent of the State of Victoria will constitute a breach of the Copyright Act 1968 (cth). The State of Victoria does not warrant the accuracy or completeness of the Property Sales Data and any person using or relying upon such information does so on the basis that the State of Victoria accepts no responsibility or liability whatsoever for any errors, faults, defects or omissions in the information supplied.