



Elwood

Suburb Report



Your connection to property insights



JellisCraig

ELWOOD SUBURB REPORT

Median house price¹

Median

\$2.25m

Quarterly price change

-1.74% ↓

Median unit price¹

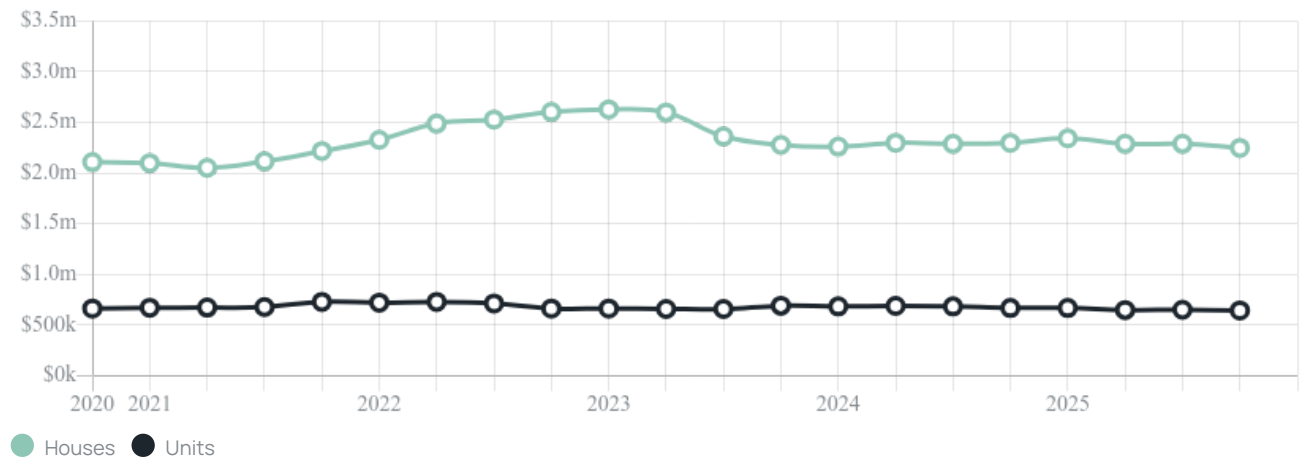
Median

\$646k

Quarterly price change

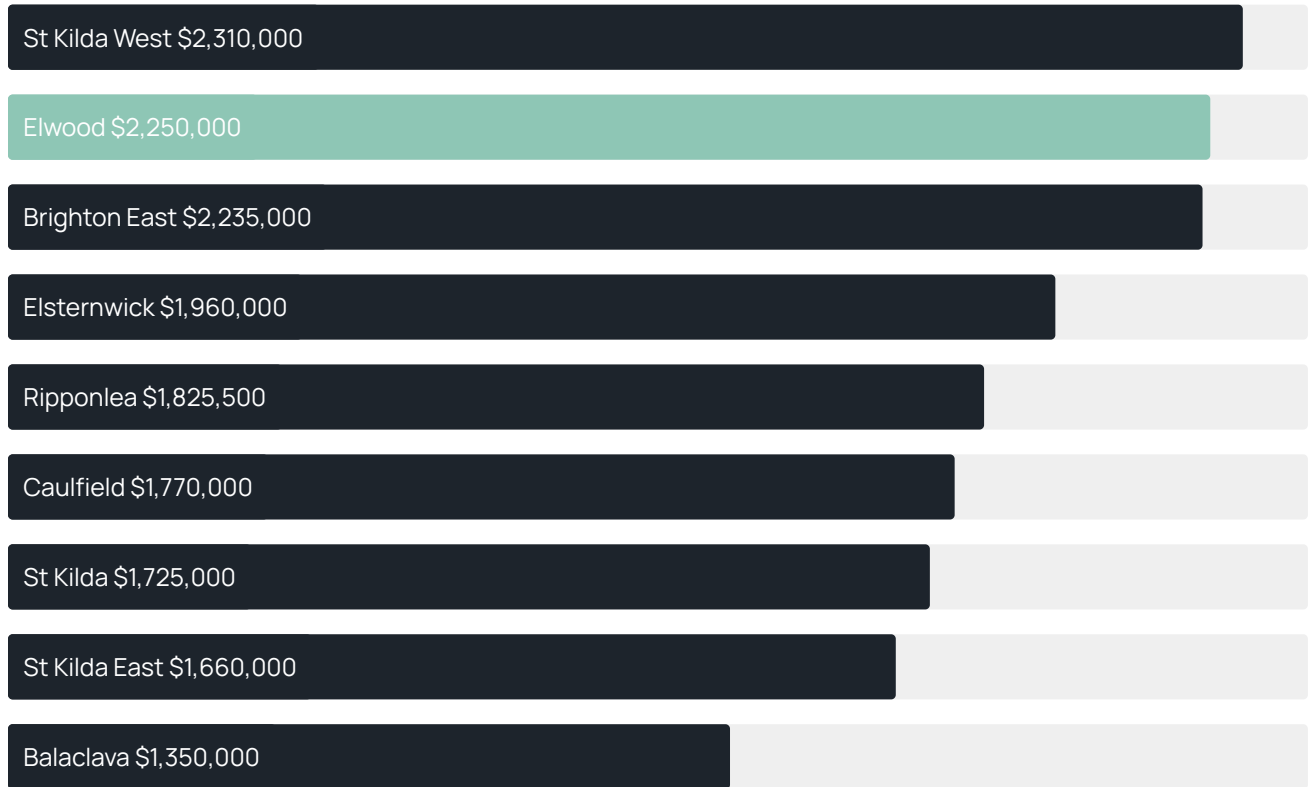
-0.92% ↓

Quarterly price change¹

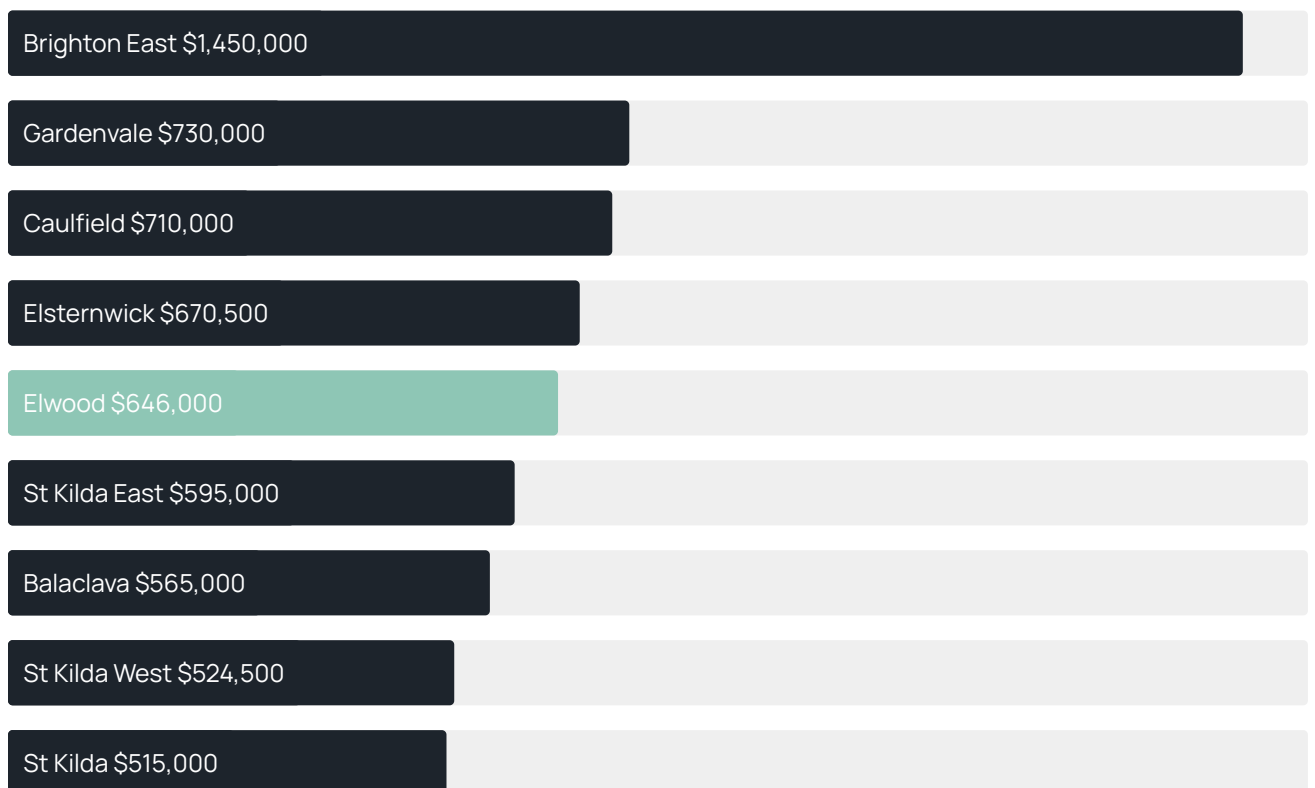


ELWOOD SUBURB REPORT

Median house price¹



Median unit price¹



Sale method²



● Auction 27%
● Private 73%

Auction clearance rate³

78.12%

Median days on market³

24 days

Jellis Craig average inspection attendance per listing⁴

24 groups

Average hold period¹

7.6 years

Dwelling type⁵



● Houses 14% ● Units 86%

Ownership⁵



● Owned outright 23% ● Mortgaged 28% ● Rented 49%

Population⁵

15,153

Median asking rent¹

\$1,100 per week

Population growth⁵

-2.51%

Rental yield¹

2.17%

Median age⁵

38 years











Median household size⁵

1.9 people











ELWOOD SUBURB REPORT

Recent Elwood sales











Discover a snapshot of the most recent results for this suburb, to view the full 12 months of sales history, please go to jellisraig.com.au/suburb-reports

Address	Bedrooms	Type	Price	Sold
 10/16 Byron St Elwood	1	Apartment	\$410,000	26 Mar 2026
 2/38 Spray St ELWOOD	1	Apartment	\$400,000	24 Mar 2026
 4/129-133 Ormond Esp Elwood	2	Apartment	\$1,050,000	24 Mar 2026
 61 Addison St Elwood	3	House	\$2,090,000	19 Mar 2026
 4/402 Barkly St Elwood	2	Apartment	\$730,000	17 Mar 2026
 5/485 St Kilda St ELWOOD	1	Apartment	\$415,000	17 Mar 2026
 8/40 Ormond Rd Elwood	1	Unit	\$410,000	17 Mar 2026
 3/23 Pine Av Elwood	2	Apartment	\$833,000	16 Mar 2026
 15/64 Broadway Elwood	2	Apartment	\$565,000	16 Mar 2026
 16/86 Ruskin St Elwood	1	Apartment	\$387,000	11 Mar 2026

ELWOOD SUBURB REPORT

Address	Bedrooms	Type	Price	Sold
 4/3 Tennyson St Elwood	2	Apartment	\$730,000	09 Mar 2026
 12 Joyce St Elwood	5	House	\$5,850,000	02 Mar 2026
 4/9 Wilton Gr Elwood	1	Apartment	\$485,000	01 Mar 2026
 20/17a Milton St Elwood	1	Apartment	\$565,000	01 Mar 2026
 7/27 Avoca Av Elwood	1	Apartment	\$430,000	28 Feb 2026
 2/45 Broadway Elwood	2	Strata Unit/Flat	\$880,000	27 Feb 2026
 6/18 Burns St Elwood	1	Apartment	\$515,000	26 Feb 2026
 2/9 Poets Gr Elwood	2	Apartment	\$678,000	25 Feb 2026
 12/8 Bluff Av Elwood	2	Apartment	\$800,000	25 Feb 2026
 5/55 Foam St Elwood	1	Apartment	\$525,000	24 Feb 2026

ELWOOD SUBURB REPORT

Address	Bedrooms	Type	Price	Sold
 1/23 Pine Av Elwood	2	Apartment	\$852,100	23 Feb 2026
 10/8 Bluff Av Elwood	2	Apartment	\$900,000	23 Feb 2026
 6/1a Clarke St Elwood	2	Apartment	\$741,000	21 Feb 2026
 3/38 Scott St Elwood	2	Apartment	\$605,000	21 Feb 2026
 3/167 Glen Huntly Rd Elwood	2	Apartment	\$672,000	20 Feb 2026
 6 Joyce St Elwood	4	House	\$3,450,000	20 Feb 2026
 6/115 Brighton Rd Elwood	2	Apartment	\$746,000	20 Feb 2026
 2/16 Lindsay Av Elwood	2	Apartment	\$647,000	19 Feb 2026
 13A/3 Wimbledon Av Elwood	3	Apartment	\$1,040,000	14 Feb 2026
 9/229 Brighton Rd Elwood	2	Apartment	\$698,000	14 Feb 2026



Jellis Craig Elwood
90 Ormond Road, Elwood
9531 1245

Jellis Craig acknowledges and pays our respects to the Bunurong People, the Wadawurrung People, the Dja Dja Wurrung People and the Wurundjeri People as the Traditional Owners and original custodians of the lands on which Jellis Craig operates.

Data is current as of PDF generation date 01/04/2026

- 1 Property Data Online, updated quarterly for the past 12 months
- 2 Property Data Online, updated daily for the past 12 months
- 3 Property Data Online, updated daily for the past quarter
- 4 Jellis Craig's average inspection attendance per listing (houses) over the last 12 months, updated daily
- 5 2021 Australian Census
- 6 Property Data Online, updated daily

This publication contains data, analytics, statistics and other information supplied by PROPERTYDATAONLINE PTY LTD (PropertyData). The data provided in this publication is of a general nature and should not be construed as specific advice or relied upon in lieu of appropriate professional advice.

PropertyData relies upon data supplied by third parties and while the data is checked and reviewed, PropertyData does not warrant the accuracy or completeness of the information to the full extent permitted by the law and excludes all loss or damage howsoever arising (including through negligence) in connection with the data supplied by PropertyData. The State of Victoria owns the copyright in the Property Sales Data and reproduction of that data in any way without the consent of the State of Victoria will constitute a breach of the Copyright Act 1968 (cth). The State of Victoria does not warrant the accuracy or completeness of the Property Sales Data and any person using or relying upon such information does so on the basis that the State of Victoria accepts no responsibility or liability whatsoever for any errors, faults, defects or omissions in the information supplied.