



Elwood

Suburb Report



Your connection to property insights



JellisCraig

ELWOOD SUBURB REPORT

Median house price¹

Median

\$2.08m

Quarterly price change

-3.48% ↓

Median unit price¹

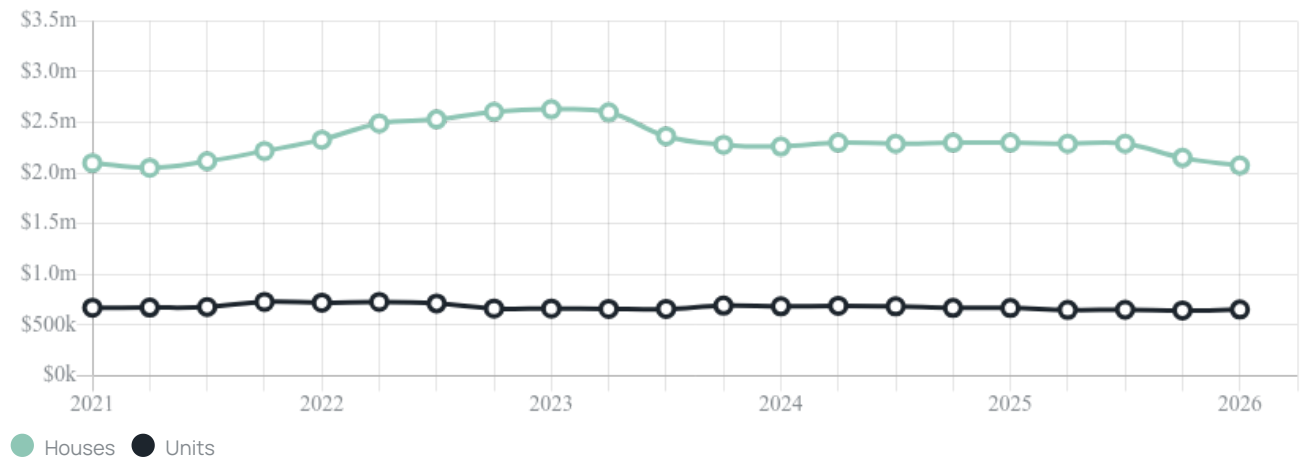
Median

\$654k

Quarterly price change

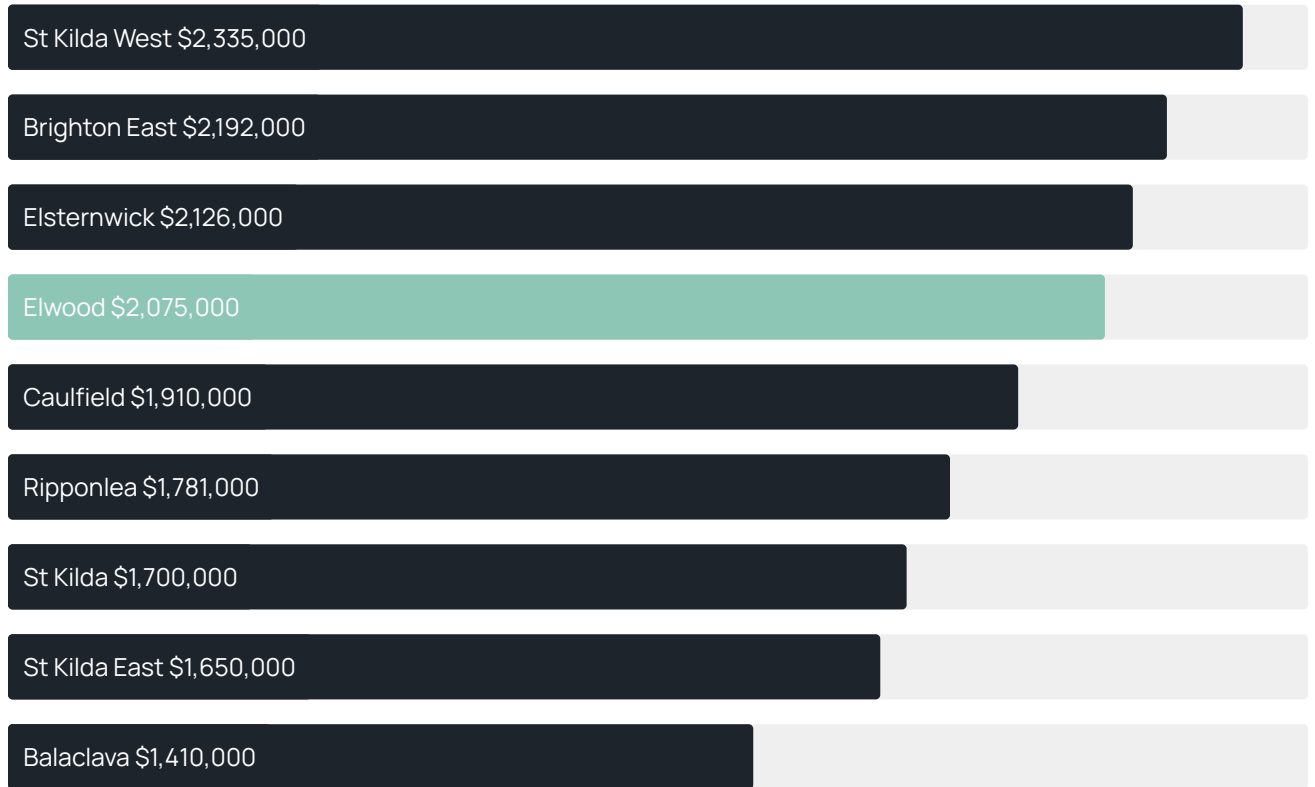
1.39% ↑

Quarterly price change¹

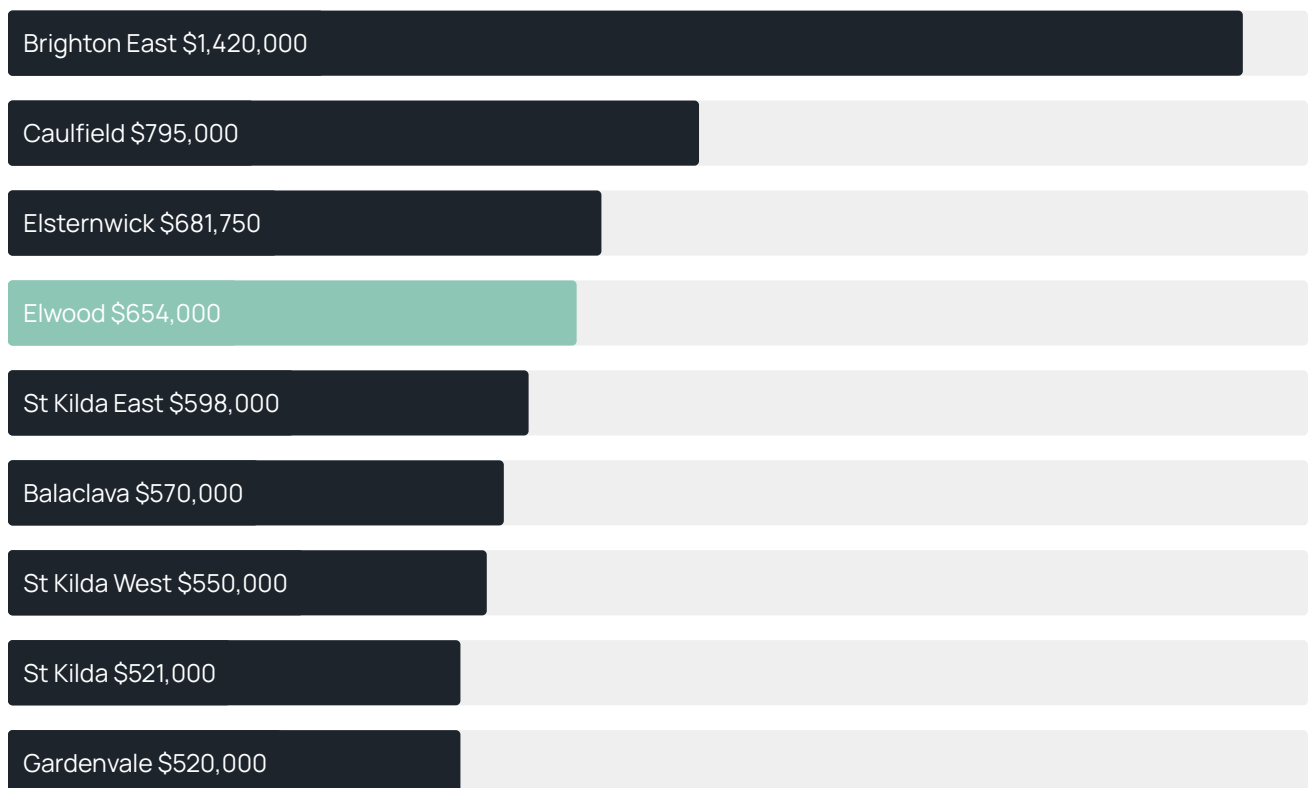


ELWOOD SUBURB REPORT

Median house price¹



Median unit price¹



Sale method²



● Auction 27%
● Private 73%

Auction clearance rate³

76.19%

Median days on market³

25 days

Jellis Craig average inspection attendance per listing⁴

25 groups

Average hold period¹

7.6 years

Dwelling type⁵



● Houses 14% ● Units 86%

Ownership⁵



● Owned outright 23% ● Mortgaged 28% ● Rented 49%

Population⁵

15,153

Median asking rent¹

\$990 per week

Population growth⁵

-2.51%

Rental yield¹

2.17%

Median age⁵

38 years











Median household size⁵

1.9 people











ELWOOD SUBURB REPORT

Recent Elwood sales











Discover a snapshot of the most recent results for this suburb, to view the full 12 months of sales history, please go to jellisraig.com.au/suburb-reports

Address	Bedrooms	Type	Price	Sold
 15/3-5 Coleridge St Elwood	2	Apartment	\$550,000	29 Apr 2026
 3/35 Pine Av Elwood	2	Apartment	\$715,000	29 Apr 2026
 4/181-183 Brighton Rd Elwood	3	Unit	\$730,000	22 Apr 2026
 2/19-21 Ormond Esp ELWOOD	3	Apartment	\$1,780,500	18 Apr 2026
 140 Tennyson St Elwood	2	House	\$1,210,000	18 Apr 2026
 73 Byron St Elwood	2	House	\$1,412,500	17 Apr 2026
 4/5 Wimbledon Av Elwood	2	Apartment	\$735,000	13 Apr 2026
 5/130 Glen Huntly Rd Elwood	1	Apartment	\$479,100	13 Apr 2026
 4/25 John St Elwood	2	Unit	\$585,000	13 Apr 2026
 17 Avoca Av Elwood	4	House	\$2,325,000	06 Apr 2026

ELWOOD SUBURB REPORT

Address	Bedrooms	Type	Price	Sold
 1/50 Ormond Rd Elwood	1	Apartment	\$440,000	04 Apr 2026
 16/25 Bendigo Av Elwood	1	Apartment	\$385,000	31 Mar 2026
 5/95 Addison St Elwood	2	Apartment	\$830,000	30 Mar 2026
 8/106 Addison St Elwood	2	Apartment	\$680,000	30 Mar 2026
 11/457 St Kilda St Elwood	2	Apartment	\$682,000	28 Mar 2026
 10/16 Byron St Elwood	1	Apartment	\$410,000	26 Mar 2026
 3/2 Glen Huntly Rd Elwood	3	Townhouse	\$1,545,000	26 Mar 2026
 2/38 Spray St ELWOOD	1	Apartment	\$400,000	24 Mar 2026
 4/129-133 Ormond Esp Elwood	2	Apartment	\$1,050,000	24 Mar 2026
 4/129 Ormond Esp Elwood	2	Subdivided Flat - Single OYO Flat	\$1,050,000	24 Mar 2026

ELWOOD SUBURB REPORT

Address	Bedrooms	Type	Price	Sold
 7/189 Brighton Rd Elwood	3	Unit	\$540,000	24 Mar 2026
 2/59 Ormond Rd Elwood	2	Strata Flat - Single OYO Flat	\$605,000	22 Mar 2026
 7/2 Pozieres Av Elwood	1	Subdivided Flat - Single OYO Flat	\$357,000	22 Mar 2026
 1/79 Marine Pde Elwood	3	Apartment	\$1,665,000	21 Mar 2026
 3/2a Vautier St Elwood	4	Townhouse	\$1,250,000	21 Mar 2026
 61 Addison St Elwood	3	House	\$2,090,000	19 Mar 2026
 4/402 Barkly St Elwood	2	Apartment	\$730,000	17 Mar 2026
 5/485 St Kilda St ELWOOD	1	Apartment	\$415,000	17 Mar 2026
 11a Austin Av Elwood	3	House	\$2,230,000	17 Mar 2026
 8/40 Ormond Rd Elwood	1	Unit	\$410,000	17 Mar 2026



Jellis Craig Elwood
90 Ormond Road, Elwood
9531 1245

Jellis Craig acknowledges and pays our respects to the Bunurong People, the Wadawurrung People, the Dja Dja Wurrung People and the Wurundjeri People as the Traditional Owners and original custodians of the lands on which Jellis Craig operates.

Data is current as of PDF generation date 01/05/2026

- 1 Property Data Online, updated quarterly for the past 12 months
- 2 Property Data Online, updated daily for the past 12 months
- 3 Property Data Online, updated daily for the past quarter
- 4 Jellis Craig's average inspection attendance per listing (houses) over the last 12 months, updated daily
- 5 2021 Australian Census
- 6 Property Data Online, updated daily

This publication contains data, analytics, statistics and other information supplied by PROPERTYDATAONLINE PTY LTD (PropertyData). The data provided in this publication is of a general nature and should not be construed as specific advice or relied upon in lieu of appropriate professional advice.

PropertyData relies upon data supplied by third parties and while the data is checked and reviewed, PropertyData does not warrant the accuracy or completeness of the information to the full extent permitted by the law and excludes all loss or damage howsoever arising (including through negligence) in connection with the data supplied by PropertyData. The State of Victoria owns the copyright in the Property Sales Data and reproduction of that data in any way without the consent of the State of Victoria will constitute a breach of the Copyright Act 1968 (cth). The State of Victoria does not warrant the accuracy or completeness of the Property Sales Data and any person using or relying upon such information does so on the basis that the State of Victoria accepts no responsibility or liability whatsoever for any errors, faults, defects or omissions in the information supplied.