



Epping

Suburb Report



Your connection to property insights



JellisCraig

EPPING SUBURB REPORT

Median house price¹

Median

\$750k

Quarterly price change

2.73% ↑

Median unit price¹

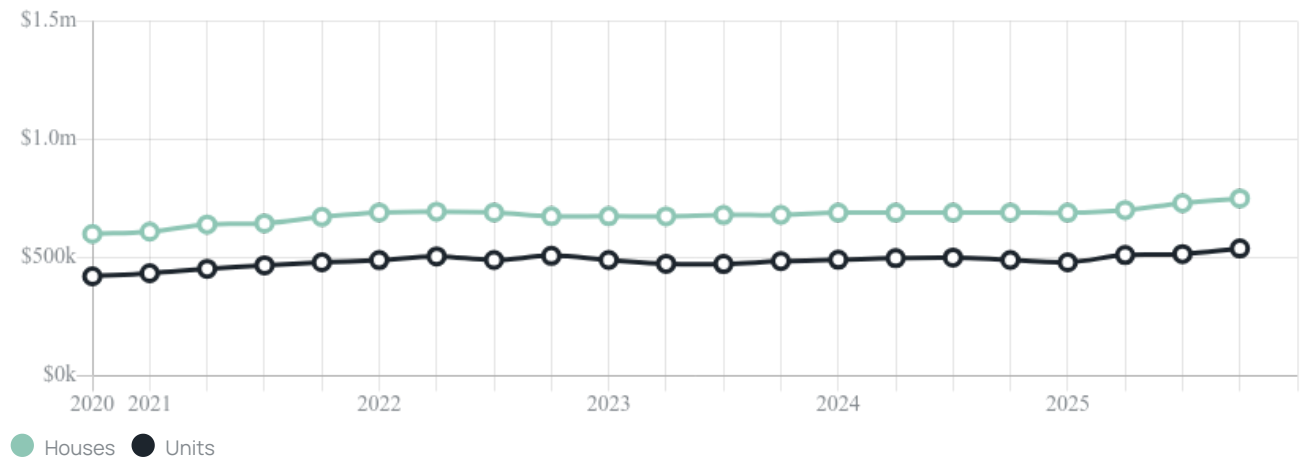
Median

\$539k

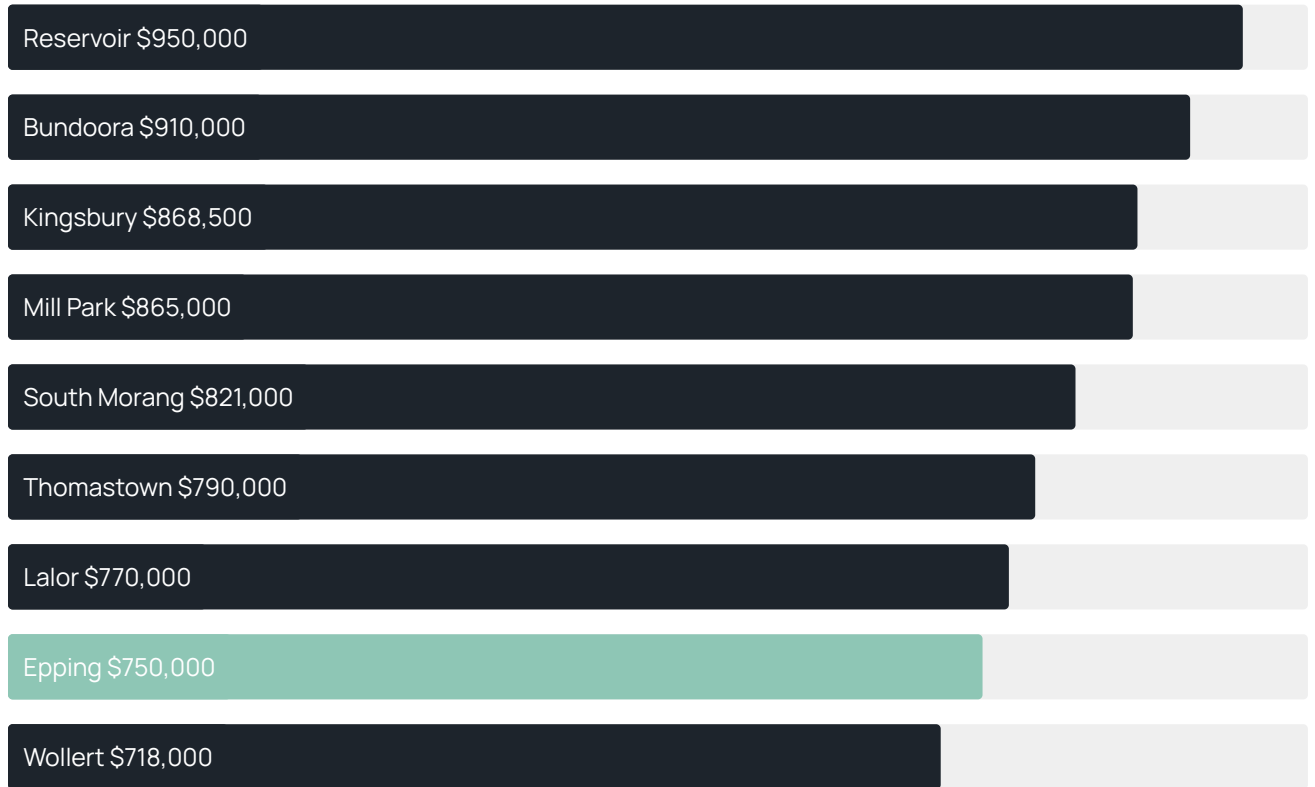
Quarterly price change

4.66% ↑

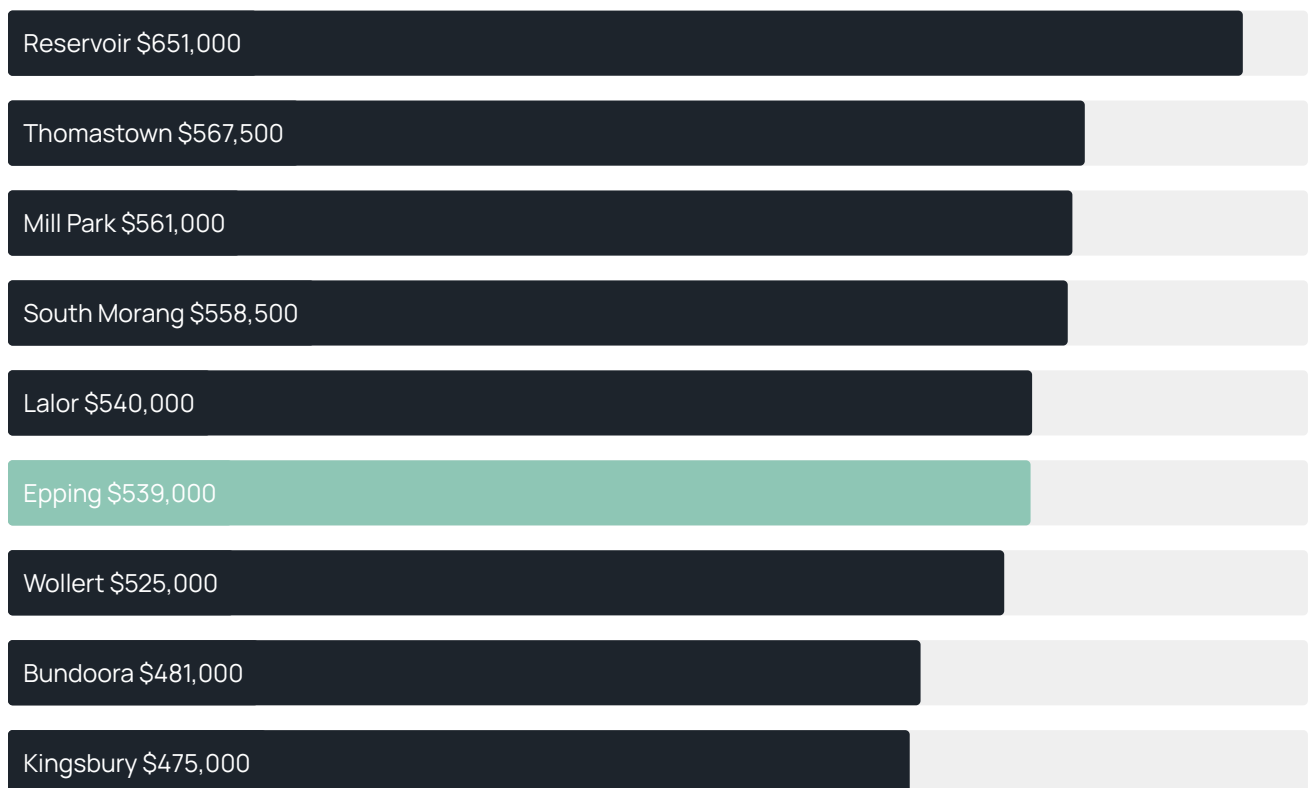
Quarterly price change¹



Median house price¹



Median unit price¹



Sale method²



● Auction 66%
● Private 34%

Auction clearance rate³

88.41%

Median days on market³

29 days

Jellis Craig average inspection attendance per listing⁴

29 groups

Average hold period¹

6.6 years

Dwelling type⁵



● Houses 81% ● Units 19%

Ownership⁵



● Owned outright 28% ● Mortgaged 46% ● Rented 26%

Population⁵

33,489

Median asking rent¹

\$550 per week

Population growth⁵

3.38%

Rental yield¹

4.01%

Median age⁵

35 years











Median household size⁵

2.9 people











EPPING SUBURB REPORT

Recent Epping sales











Discover a snapshot of the most recent results for this suburb, to view the full 12 months of sales history, please go to jellisraig.com.au/suburb-reports

Address	Bedrooms	Type	Price	Sold
 9 Plymouth Ct Epping	3	House	\$780,000	30 Mar 2026
 2 Manor House Dr Epping	5	House	\$950,000	30 Mar 2026
 91 Peppercorn Pde EPPING	4	House	\$862,500	30 Mar 2026
 2a Dransfield Way Epping	4	House	\$765,000	30 Mar 2026
 1/26 Loxton Tce Epping	3	House	\$665,000	28 Mar 2026
 3 Roxburgh Ct Epping	4	House	\$855,000	28 Mar 2026
 18 Karagola Tce Epping	3	House	\$800,000	28 Mar 2026
 631 Dalton Rd Epping	3	House	\$760,000	28 Mar 2026
 7/83 Rufus St EPPING	2	Townhouse	\$505,000	27 Mar 2026
 6 Pinney La Epping	2	House	\$530,000	23 Mar 2026

EPPING SUBURB REPORT

Address	Bedrooms	Type	Price	Sold
 30 Savannah Cr EPPING	4	House	\$751,500	23 Mar 2026
 46 Broadleaf Dr Epping	4	House	\$810,000	21 Mar 2026
 3 Chocolate Lilly St Epping	3	House	\$650,000	21 Mar 2026
 12 Earlybird Way Epping	3	House	\$775,000	21 Mar 2026
 80 Maserati Dr Epping	4	House	\$953,500	21 Mar 2026
 489 Harvest Home Rd Epping	3	House	\$570,000	21 Mar 2026
 10 Bail St Epping	3	House	\$862,000	21 Mar 2026
 12 Bacchus Dr Epping	3	House	\$610,500	21 Mar 2026
 6 Lantern Cl Epping	4	House	\$890,000	21 Mar 2026
 8 Leviticus St Epping	4	House	\$765,000	19 Mar 2026

EPPING SUBURB REPORT

Address	Bedrooms	Type	Price	Sold
 10 Pitchstone Cirt Epping	4	House	\$733,000	18 Mar 2026
 23 Anglers Dr Epping	3	House	\$810,000	18 Mar 2026
 385 Dalton Rd Epping	4	House	\$1,120,000	17 Mar 2026
 83a Brush Rd Epping	3	Unit	\$615,500	14 Mar 2026
 7 Lynch Cl Epping	3	House	\$791,000	14 Mar 2026
 6 Verde Pde Epping	4	House	\$810,000	14 Mar 2026
 3/1 Kinlora Av Epping	2	Townhouse	\$563,000	14 Mar 2026
 38/12 Kirkland Ct EPPING	2	Unit	\$484,000	14 Mar 2026
 25 Camouflage Dr Epping	4	House	\$730,000	14 Mar 2026
 13a Memorial Av Epping	2	Townhouse	\$576,000	14 Mar 2026



Jellis Craig Northcote
427-431 High Street, Northcote
03 9403 9300

Jellis Craig acknowledges and pays our respects to the Bunurong People, the Wadawurrung People, the Dja Dja Wurrung People and the Wurundjeri People as the Traditional Owners and original custodians of the lands on which Jellis Craig operates.

Data is current as of PDF generation date 01/04/2026

- 1 Property Data Online, updated quarterly for the past 12 months
- 2 Property Data Online, updated daily for the past 12 months
- 3 Property Data Online, updated daily for the past quarter
- 4 Jellis Craig's average inspection attendance per listing (houses) over the last 12 months, updated daily
- 5 2021 Australian Census
- 6 Property Data Online, updated daily

This publication contains data, analytics, statistics and other information supplied by PROPERTYDATAONLINE PTY LTD (PropertyData). The data provided in this publication is of a general nature and should not be construed as specific advice or relied upon in lieu of appropriate professional advice.

PropertyData relies upon data supplied by third parties and while the data is checked and reviewed, PropertyData does not warrant the accuracy or completeness of the information to the full extent permitted by the law and excludes all loss or damage howsoever arising (including through negligence) in connection with the data supplied by PropertyData. The State of Victoria owns the copyright in the Property Sales Data and reproduction of that data in any way without the consent of the State of Victoria will constitute a breach of the Copyright Act 1968 (cth). The State of Victoria does not warrant the accuracy or completeness of the Property Sales Data and any person using or relying upon such information does so on the basis that the State of Victoria accepts no responsibility or liability whatsoever for any errors, faults, defects or omissions in the information supplied.