



Epping

Suburb Report



Your connection to property insights



JellisCraig

EPPING SUBURB REPORT

Median house price¹

Median

\$750k

Quarterly price change

2.73% ↑

Median unit price¹

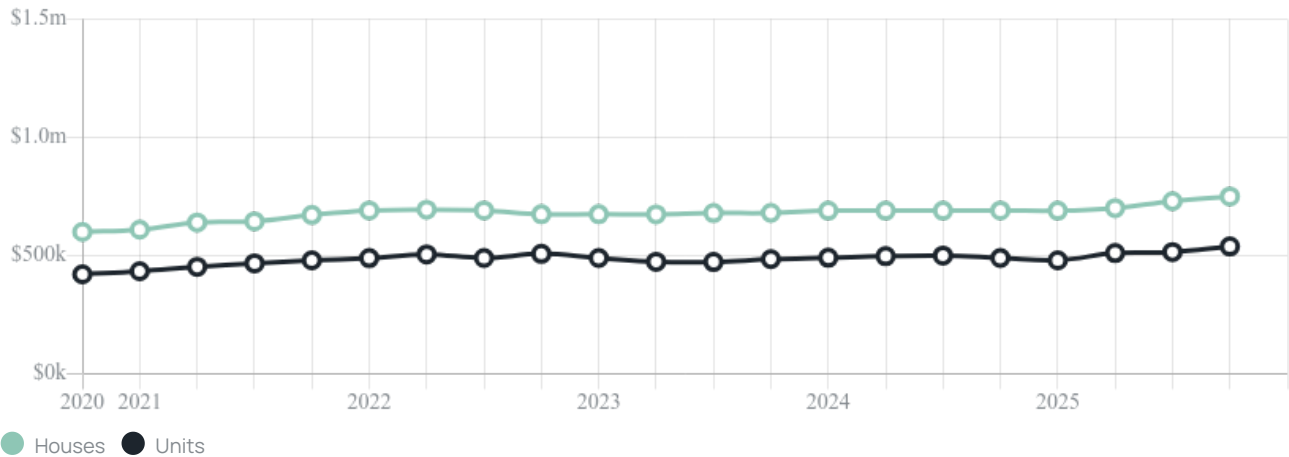
Median

\$539k


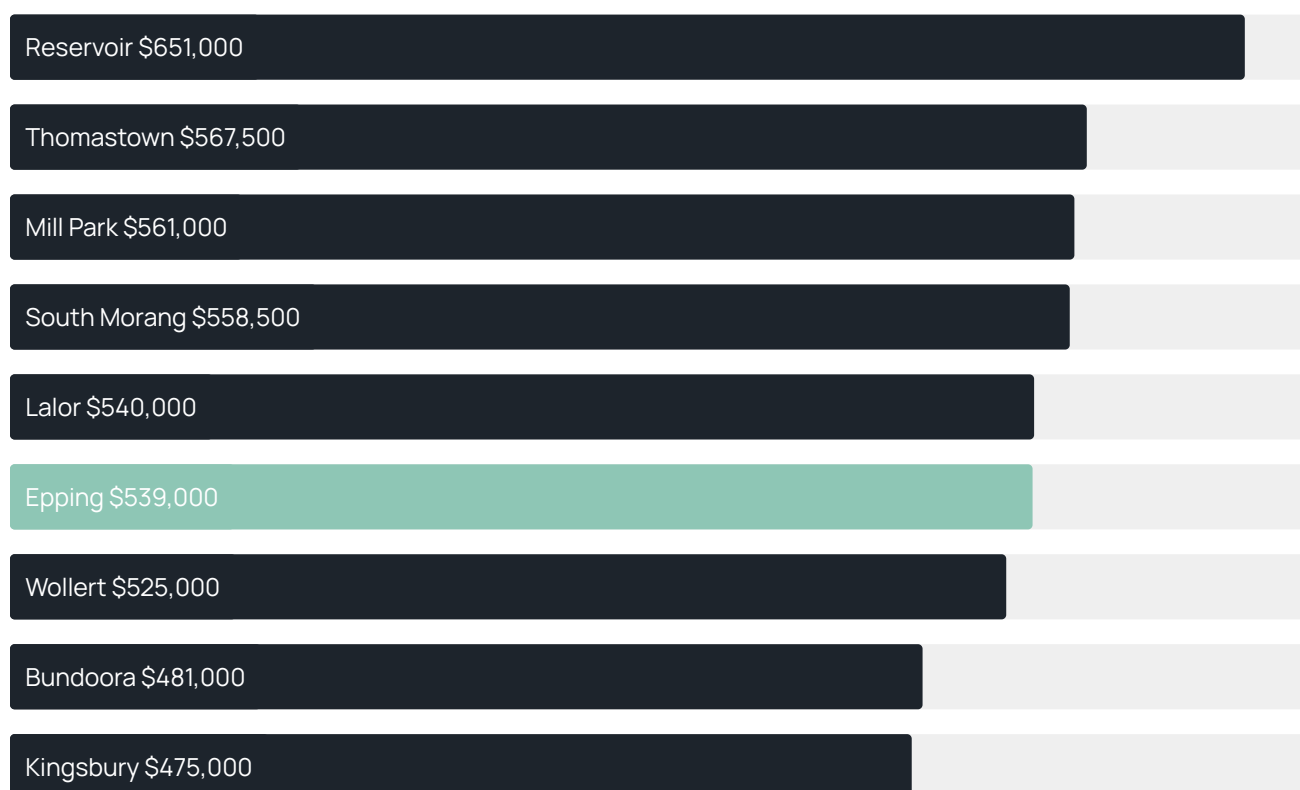
Quarterly price change

4.66% ↑

Quarterly price change¹



EPPING SUBURB REPORT

Median house price¹Median unit price¹

Sale method²Auction clearance rate³

82.35%

Median days on market³

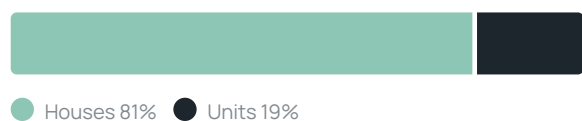
29 days

Jellis Craig average inspection attendance per listing⁴

29 groups

Average hold period¹

6.6 years

Dwelling type⁵Ownership⁵Population⁵

33,489

Median asking rent¹

\$550 per week

Population growth⁵

3.38%

Rental yield¹

4.01%

Median age⁵

35 years











Median household size⁵

2.9 people











EPPING SUBURB REPORT

Recent Epping sales











Discover a snapshot of the most recent results for this suburb, to view the full 12 months of sales history, please go to jellisicraig.com.au/suburb-reports

| Address | Bedrooms | Type | Price | Sold |
|--|----------|-------|-----------|-------------|
|  3 Calendula Ct Epping | 3 | House | \$737,000 | 31 Jan 2026 |
|  23 Savannah Cr Epping | 4 | House | \$715,000 | 31 Jan 2026 |
|  2 Ferraro Ct Epping | 3 | House | \$732,500 | 31 Jan 2026 |
|  3/16 Rufus St Epping | 2 | Unit | \$535,000 | 31 Jan 2026 |
|  22a Howard St Epping | 2 | House | \$651,000 | 31 Jan 2026 |
|  35 Paor Ct Epping | 3 | House | \$550,000 | 30 Jan 2026 |
|  2 Broadleaf Dr Epping | 5 | House | \$860,000 | 22 Jan 2026 |
|  27 Camouflage Dr Epping | 4 | House | \$782,500 | 15 Jan 2026 |
|  11 Lanark St Epping | 3 | House | \$850,000 | 14 Jan 2026 |
|  32 Church St Epping | 3 | House | \$851,000 | 29 Dec 2025 |

EPPING SUBURB REPORT

| Address | Bedrooms | Type | Price | Sold |
|---|----------|-----------|-----------|-------------|
|  102/90 Epping Rd Epping | 1 | Apartment | \$300,000 | 24 Dec 2025 |
|  6/16 Young St Epping | 2 | Unit | \$495,000 | 23 Dec 2025 |
|  57 Hayston Blvd Epping | 3 | House | \$760,000 | 22 Dec 2025 |
|  12 Helios Wlk Epping | 3 | Townhouse | \$625,000 | 22 Dec 2025 |
|  18 Narina Way Epping | 4 | House | \$825,000 | 22 Dec 2025 |
|  44 Gatestone Rd Epping | 3 | House | \$727,500 | 22 Dec 2025 |
|  4 Bernhardt Dr Epping | 4 | House | \$760,000 | 22 Dec 2025 |
|  11 Juggal Cl Epping | 3 | House | \$667,000 | 21 Dec 2025 |
|  7 Courtney Pl Epping | 5 | House | \$744,000 | 20 Dec 2025 |
|  5 Yeadon Ct Epping | 5 | House | \$890,000 | 20 Dec 2025 |

EPPING SUBURB REPORT

| Address | Bedrooms | Type | Price | Sold |
|--|----------|-----------|-------------|-------------|
|  3/64d Narina Way Epping | 3 | Townhouse | \$527,000 | 20 Dec 2025 |
|  2 Acheron St Epping | 3 | House | \$702,000 | 20 Dec 2025 |
|  40 Houston St EPPING | 4 | House | \$1,046,000 | 20 Dec 2025 |
|  9 Tootgarook La Epping | 3 | Townhouse | \$645,000 | 19 Dec 2025 |
|  55 Derby Dr Epping | 3 | House | \$740,000 | 19 Dec 2025 |
|  19 Koukoura Dr Epping | 3 | House | \$665,000 | 18 Dec 2025 |
|  9 Euroa St Epping | 3 | House | \$662,000 | 15 Dec 2025 |
|  3 Palmero St Epping | 2 | House | \$530,000 | 15 Dec 2025 |
|  1 Marina St Epping | 4 | House | \$825,000 | 15 Dec 2025 |
|  12 Celadon St Epping | 4 | House | \$800,000 | 13 Dec 2025 |



Jellis Craig Northcote
427-431 High Street, Northcote
03 9403 9300

Jellis Craig acknowledges and pays our respects to the Bunurong People, the Wadawurrung People, the Dja Dja Wurrung People and the Wurundjeri People as the Traditional Owners and original custodians of the lands on which Jellis Craig operates.

Data is current as of PDF generation date 01/02/2026

1 Property Data Online, updated quarterly for the past 12 months

2 Property Data Online, updated daily for the past 12 months

3 Property Data Online, updated daily for the past quarter

4 Jellis Craig's average inspection attendance per listing (houses) over the last 12 months, updated daily

5 2021 Australian Census

6 Property Data Online, updated daily

This publication contains data, analytics, statistics and other information supplied by PROPERTYDATAONLINE PTY LTD (PropertyData). The data provided in this publication is of a general nature and should not be construed as specific advice or relied upon in lieu of appropriate professional advice.

PropertyData relies upon data supplied by third parties and while the data is checked and reviewed, PropertyData does not warrant the accuracy or completeness of the information to the full extent permitted by the law and excludes all loss or damage howsoever arising (including through negligence) in connection with the data supplied by PropertyData. The State of Victoria owns the copyright in the Property Sales Data and reproduction of that data in any way without the consent of the State of Victoria will constitute a breach of the Copyright Act 1968 (cth). The State of Victoria does not warrant the accuracy or completeness of the Property Sales Data and any person using or relying upon such information does so on the basis that the State of Victoria accepts no responsibility or liability whatsoever for any errors, faults, defects or omissions in the information supplied.