



Epping

# Suburb Report



Your connection to property insights



**JellisCraig**

EPPING SUBURB REPORT

Median house price<sup>1</sup>

Median

\$760k

Quarterly price change

1.33% ↑

Median unit price<sup>1</sup>

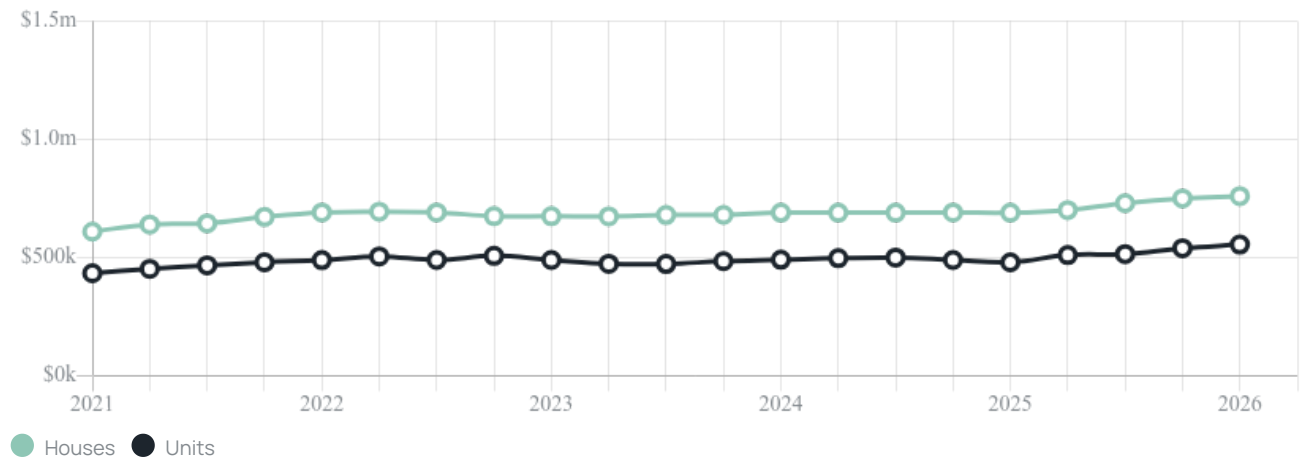
Median

\$555k

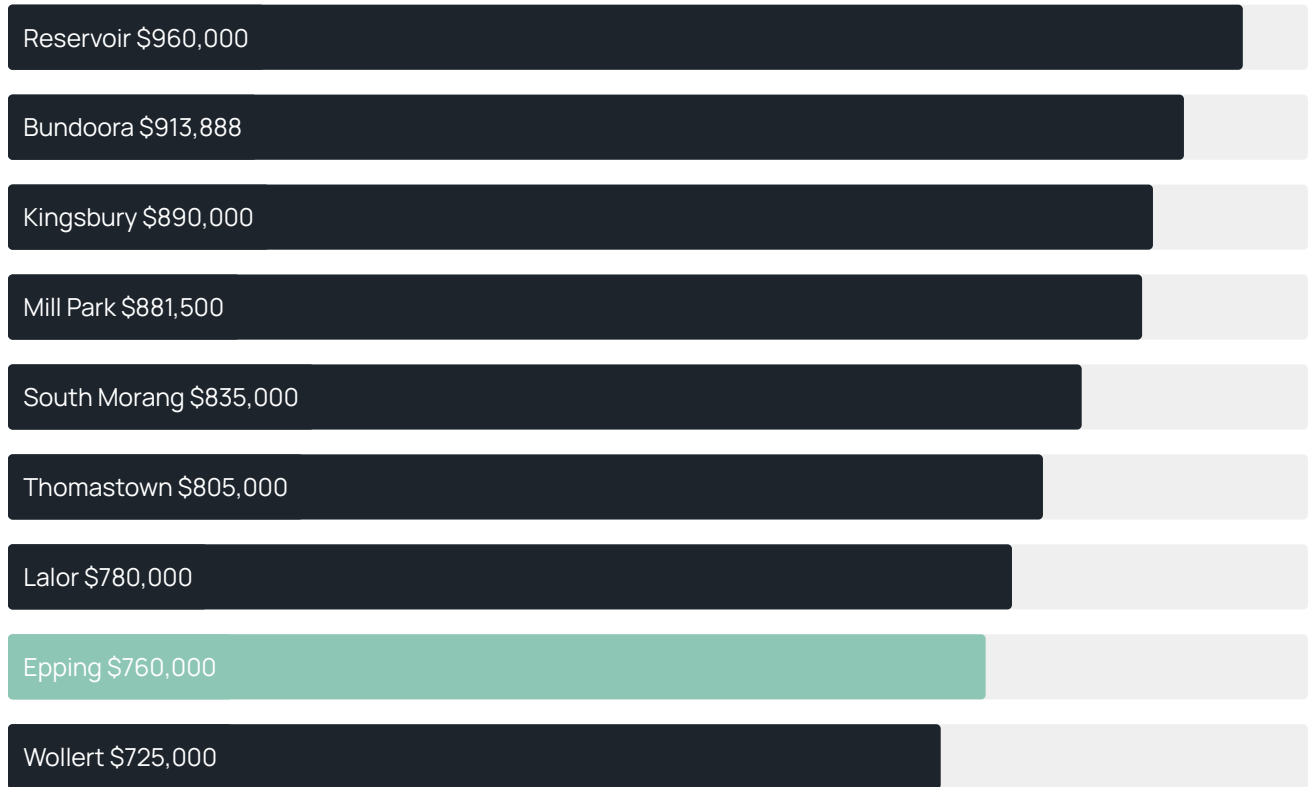
Quarterly price change

2.87% ↑

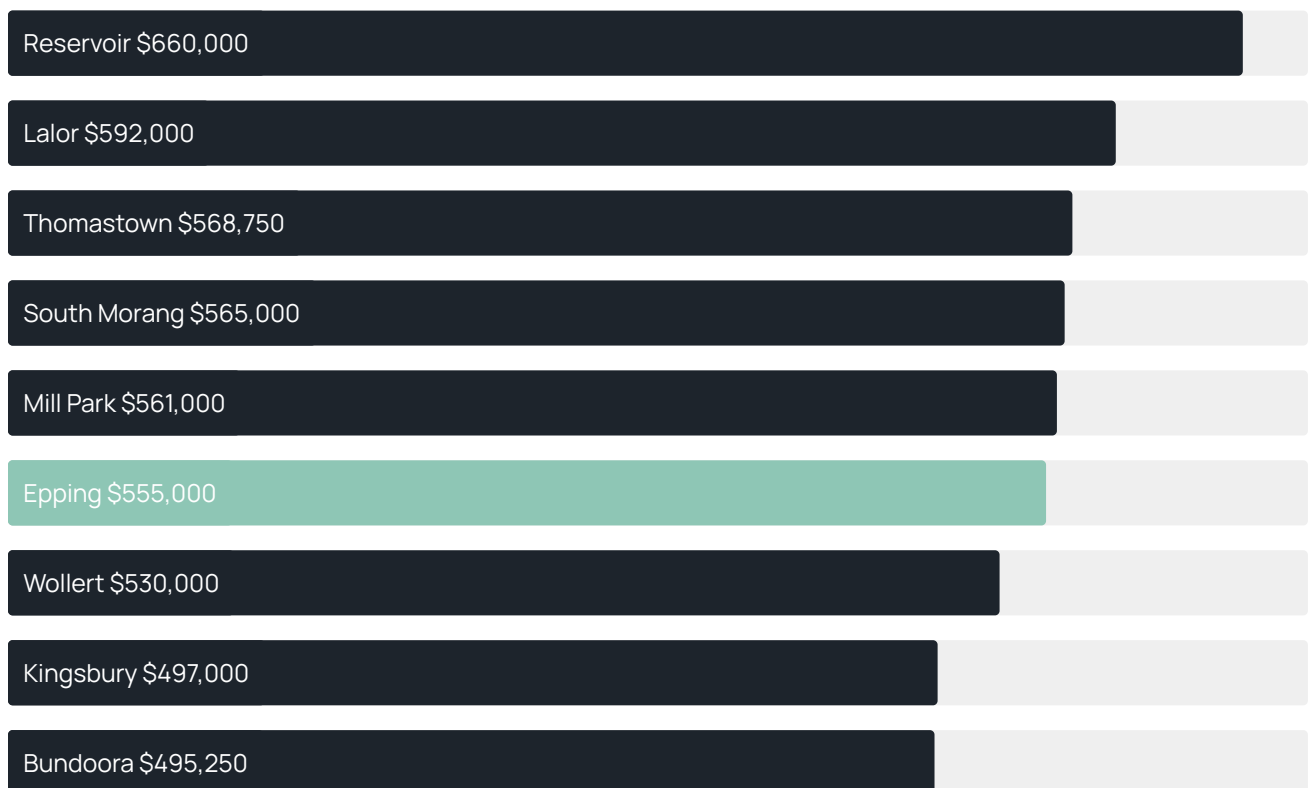
Quarterly price change<sup>1</sup>



### Median house price<sup>1</sup>



### Median unit price<sup>1</sup>



Sale method<sup>2</sup>



Auction clearance rate<sup>3</sup>

84.44%

Median days on market<sup>3</sup>

29 days

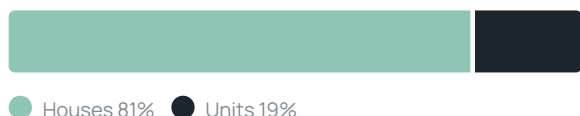
Jellis Craig average inspection attendance per listing<sup>4</sup>

29 groups

Average hold period<sup>1</sup>

6.6 years

Dwelling type<sup>5</sup>



Ownership<sup>5</sup>



Population<sup>5</sup>

33,489

Median asking rent<sup>1</sup>

\$550 per week

Population growth<sup>5</sup>

3.38%

Rental yield<sup>1</sup>

4.01%

Median age<sup>5</sup>

35 years











Median household size<sup>5</sup>

2.9 people











EPPING SUBURB REPORT

## Recent Epping sales











Discover a snapshot of the most recent results for this suburb, to view the full 12 months of sales history, please go to [jellisCraig.com.au/suburb-reports](http://jellisCraig.com.au/suburb-reports)

Address	Bedrooms	Type	Price	Sold
 4/20 Howard St Epping	2	Unit	\$460,000	30 May 2026
 4 Winchester Av Epping	4	House	\$872,500	30 May 2026
 2 Dransfield Way Epping	3	House	\$682,000	30 May 2026
 1/16 Young St Epping	3	Townhouse	\$599,000	26 May 2026
 18b Houston St Epping	2	House	\$477,000	25 May 2026
 8 Prowse Wlk Epping	4	House	\$711,250	23 May 2026
 20 Amarath Cirt Epping	4	House	\$758,000	20 May 2026
 2/62 Meadow Glen Dr Epping	3	Townhouse	\$585,000	18 May 2026
 24 Pin Oak Mews Epping	3	House	\$630,000	18 May 2026
 15 Farmhouse Blvd Epping	3	House	\$888,000	16 May 2026

## EPPING SUBURB REPORT

Address	Bedrooms	Type	Price	Sold
 14 Lauren Ct Epping	4	House	\$1,020,000	16 May 2026
 3 Granite Outlook EPPING	3	House	\$668,000	16 May 2026
 8 Abercrombie Gr Epping	4	House	\$930,000	16 May 2026
 22 Pommel Cr Epping	2	House	\$580,000	15 May 2026
 6 Maywood Dr Epping	3	House	\$727,500	15 May 2026
 24 Pentland Dr Epping	3	House	\$735,000	15 May 2026
 106/86 Epping Rd Epping	1	Apartment	\$350,000	12 May 2026
 7 Malcolm Wik Epping	2	House	\$547,000	12 May 2026
 20 Lowalde Dr Epping	4	House	\$797,500	09 May 2026
 20 Paul Cr Epping	4	House	\$930,000	08 May 2026

## EPPING SUBURB REPORT

Address	Bedrooms	Type	Price	Sold
 6 Wilhelmina Wlk Epping	2	House	\$542,500	05 May 2026
 4 Portsmouth Pl Epping	5	House	\$845,000	02 May 2026
 9 Longwood Dr Epping	3	House	\$620,000	02 May 2026
 21 Tatlow Dr Epping	4	House	\$770,000	02 May 2026
 13 Holroyd Dr Epping	3	House	\$720,000	02 May 2026
 6 Hammond Dr Epping	3	House	\$746,000	02 May 2026
 1 Bouverie Pl Epping	4	House	\$787,088	02 May 2026
 5 Pebble Way Epping	3	House	\$668,000	02 May 2026
 18h Houston St Epping	2	Townhouse	\$473,000	02 May 2026
 11 Muller St Epping	5	House	\$892,000	01 May 2026



**Jellis Craig Northcote**  
427-431 High Street, Northcote  
03 9403 9300

Jellis Craig acknowledges and pays our respects to the Bunurong People, the Wadawurrung People, the Dja Dja Wurrung People and the Wurundjeri People as the Traditional Owners and original custodians of the lands on which Jellis Craig operates.

---

Data is current as of PDF generation date 01/06/2026

- 1 Property Data Online, updated quarterly for the past 12 months
- 2 Property Data Online, updated daily for the past 12 months
- 3 Property Data Online, updated daily for the past quarter
- 4 Jellis Craig's average inspection attendance per listing (houses) over the last 12 months, updated daily
- 5 2021 Australian Census
- 6 Property Data Online, updated daily

This publication contains data, analytics, statistics and other information supplied by PROPERTYDATAONLINE PTY LTD (PropertyData). The data provided in this publication is of a general nature and should not be construed as specific advice or relied upon in lieu of appropriate professional advice.

PropertyData relies upon data supplied by third parties and while the data is checked and reviewed, PropertyData does not warrant the accuracy or completeness of the information to the full extent permitted by the law and excludes all loss or damage howsoever arising (including through negligence) in connection with the data supplied by PropertyData. The State of Victoria owns the copyright in the Property Sales Data and reproduction of that data in any way without the consent of the State of Victoria will constitute a breach of the Copyright Act 1968 (cth). The State of Victoria does not warrant the accuracy or completeness of the Property Sales Data and any person using or relying upon such information does so on the basis that the State of Victoria accepts no responsibility or liability whatsoever for any errors, faults, defects or omissions in the information supplied.