



Essendon

Suburb Report



Your connection to property insights



JellisCraig

ESSENDON SUBURB REPORT

Median house price¹

Median

\$1.80m

Quarterly price change

4.80% ↑

Median unit price¹

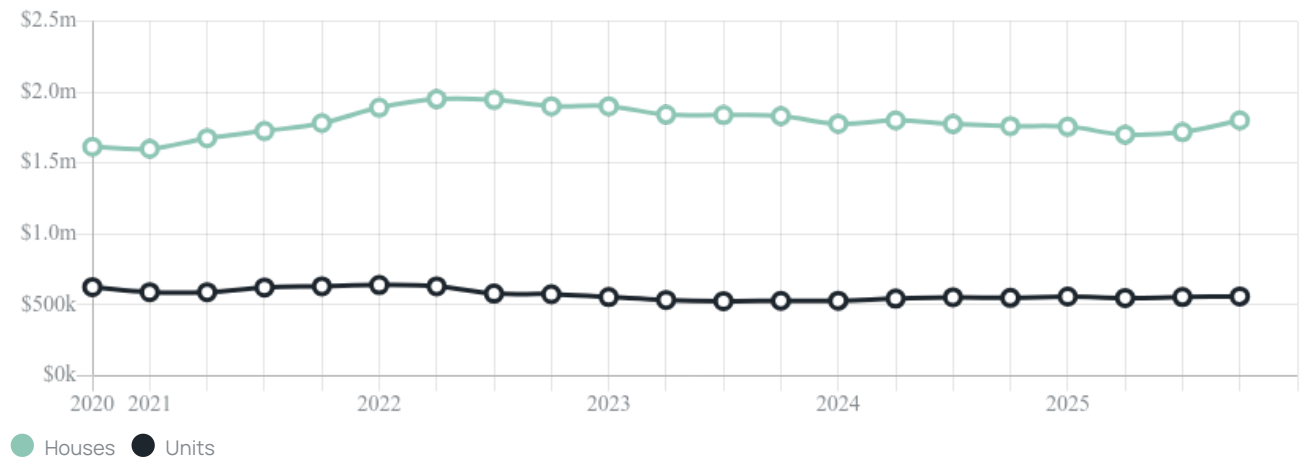
Median

\$560k

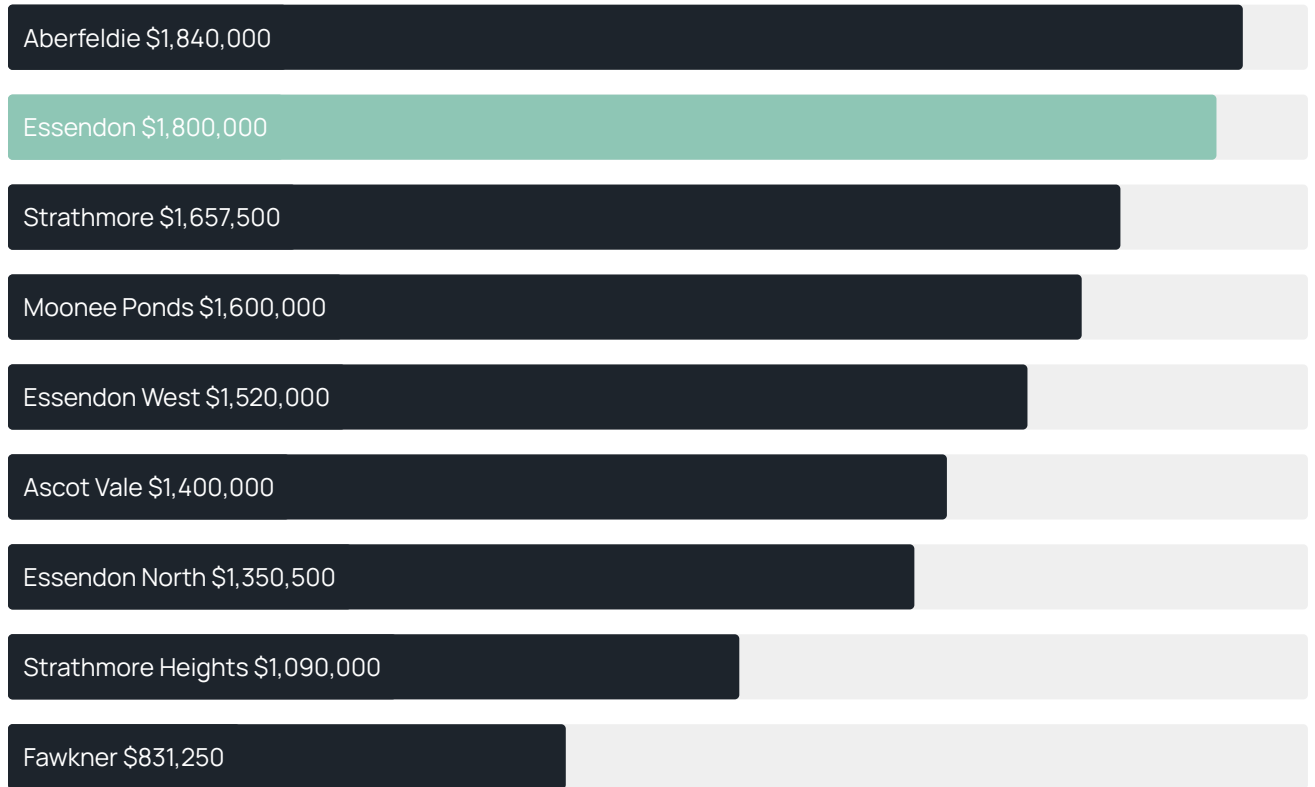
Quarterly price change

0.90% ↑

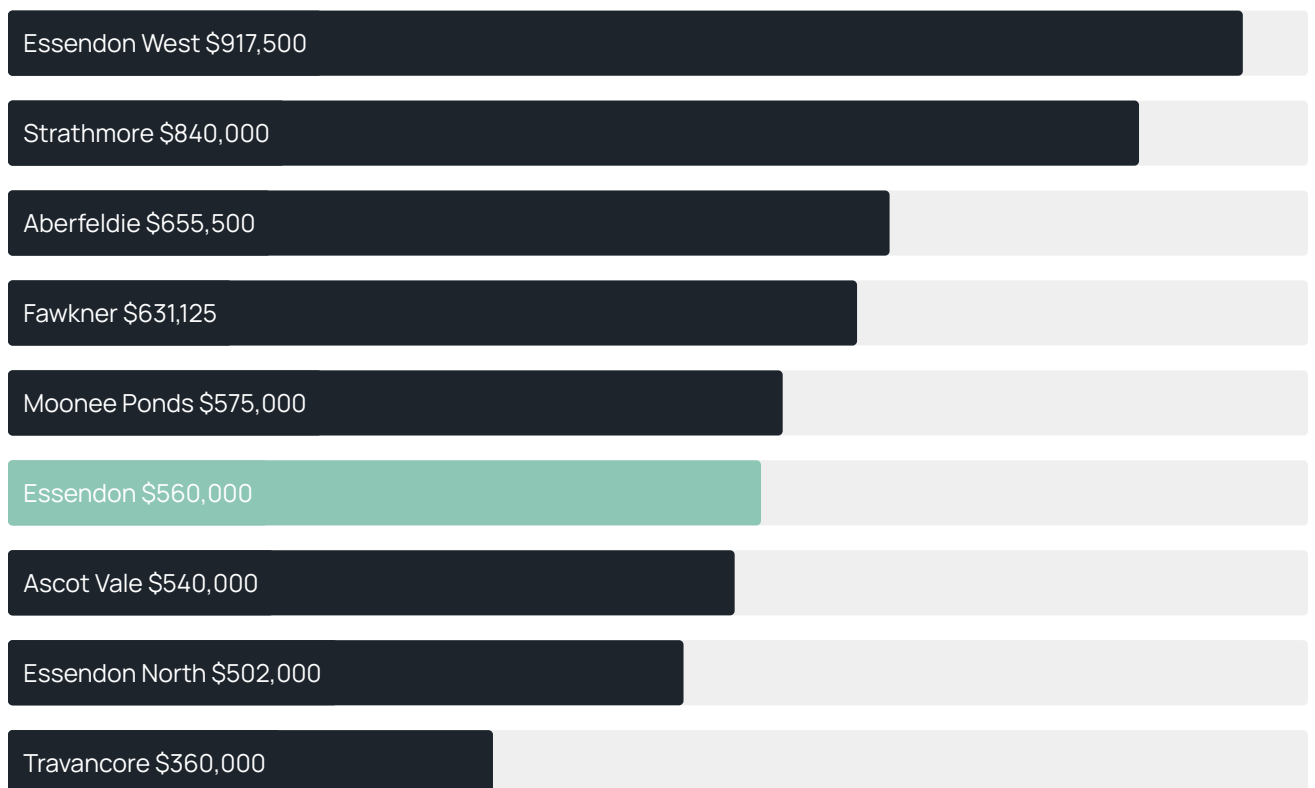
Quarterly price change¹



Median house price¹



Median unit price¹



Sale method²



● Auction 57%
● Private 43%

Auction clearance rate³

82.61%

Median days on market³

26 days

Jellis Craig average inspection attendance per listing⁴

26 groups

Average hold period¹

7.7 years

Dwelling type⁵



● Houses 47% ● Units 53%

Ownership⁵



● Owned outright 35% ● Mortgaged 32% ● Rented 33%

Population⁵

21,240

Median asking rent¹

\$680 per week

Population growth⁵

3.13%

Rental yield¹

2.04%

Median age⁵

39 years











Median household size⁵

2.4 people











ESSENDON SUBURB REPORT

Recent Essendon sales











Discover a snapshot of the most recent results for this suburb, to view the full 12 months of sales history, please go to jellisCraig.com.au/suburb-reports

Address	Bedrooms	Type	Price	Sold
 69a Price St Essendon	3	House	\$1,325,000	28 Mar 2026
 1b Ogilvie St Essendon	3	House	\$1,001,000	28 Mar 2026
 6 Elder Pde Essendon	4	House	\$2,552,000	28 Mar 2026
 1/15 Gilbertson St Essendon	2	House	\$990,000	28 Mar 2026
 3 Wentworth Av Essendon	4	House	\$1,980,000	28 Mar 2026
 33 Albion St Essendon	3	House	\$1,050,000	28 Mar 2026
 210/11 Glass St Essendon	2	Apartment	\$590,000	27 Mar 2026
 7/6 Lincoln Rd Essendon	2	Villa	\$580,000	26 Mar 2026
 406/29 Russell St Essendon	1	Apartment	\$408,000	25 Mar 2026
 29 Kalimna St Essendon	5	House	\$3,500,000	25 Mar 2026

ESSENDON SUBURB REPORT

Address	Bedrooms	Type	Price	Sold
 203/1020 Mt Alexander Rd Essendon	2	Apartment	\$642,500	25 Mar 2026
 4/11 Spencer St Essendon	2	Apartment	\$465,000	23 Mar 2026
 412/1044-1046 Mt Alexander Rd Essendon	1	Apartment	\$350,000	23 Mar 2026
 7/89 Tennyson St Essendon	1	Apartment	\$337,000	21 Mar 2026
 93 Ogilvie St Essendon	4	House	\$1,310,000	21 Mar 2026
 3/142 Cooper St Essendon	3	Townhouse	\$1,010,000	21 Mar 2026
 25 Nimmo St Essendon	4	House	\$1,962,500	21 Mar 2026
 29 Vanberg Rd Essendon	4	House	\$1,200,000	18 Mar 2026
 2/1 Forrester St ESSENDON	2	Apartment	\$539,000	17 Mar 2026
 705/19 Russell St Essendon	1	Apartment	\$412,000	15 Mar 2026

ESSENDON SUBURB REPORT

Address	Bedrooms	Type	Price	Sold
 41 Woodland St Essendon	5	House	\$2,250,000	14 Mar 2026
 8/33 Warner St Essendon	1	Apartment	\$339,500	14 Mar 2026
 157 Buckley St Essendon	4	House	\$1,735,000	14 Mar 2026
 3/30 Ballater St Essendon	2	Apartment	\$540,000	14 Mar 2026
 8 Clarinda Rd Essendon	3	House	\$1,615,000	13 Mar 2026
 64 Glass St Essendon	4	House	\$2,150,000	12 Mar 2026
 102/1050 Mt Alexander Rd Essendon	1	Apartment	\$415,000	08 Mar 2026
 6 Tutton La Essendon	3	Townhouse	\$970,000	05 Mar 2026
 3/157 Deakin St Essendon	3	Townhouse	\$882,500	05 Mar 2026
 8/18 Raleigh St Essendon	2	Unit	\$500,000	04 Mar 2026



Jellis Craig Moonee Valley
Level 1, 1070 Mt Alexander Road, Essendon
03 9379 2000

Jellis Craig acknowledges and pays our respects to the Bunurong People, the Wadawurrung People, the Dja Dja Wurrung People and the Wurundjeri People as the Traditional Owners and original custodians of the lands on which Jellis Craig operates.

Data is current as of PDF generation date 01/04/2026

- 1 Property Data Online, updated quarterly for the past 12 months
- 2 Property Data Online, updated daily for the past 12 months
- 3 Property Data Online, updated daily for the past quarter
- 4 Jellis Craig's average inspection attendance per listing (houses) over the last 12 months, updated daily
- 5 2021 Australian Census
- 6 Property Data Online, updated daily

This publication contains data, analytics, statistics and other information supplied by PROPERTYDATAONLINE PTY LTD (PropertyData). The data provided in this publication is of a general nature and should not be construed as specific advice or relied upon in lieu of appropriate professional advice.

PropertyData relies upon data supplied by third parties and while the data is checked and reviewed, PropertyData does not warrant the accuracy or completeness of the information to the full extent permitted by the law and excludes all loss or damage howsoever arising (including through negligence) in connection with the data supplied by PropertyData. The State of Victoria owns the copyright in the Property Sales Data and reproduction of that data in any way without the consent of the State of Victoria will constitute a breach of the Copyright Act 1968 (cth). The State of Victoria does not warrant the accuracy or completeness of the Property Sales Data and any person using or relying upon such information does so on the basis that the State of Victoria accepts no responsibility or liability whatsoever for any errors, faults, defects or omissions in the information supplied.