



Eureka

Suburb Report



Your connection to property insights



JellisCraig

Median house price¹

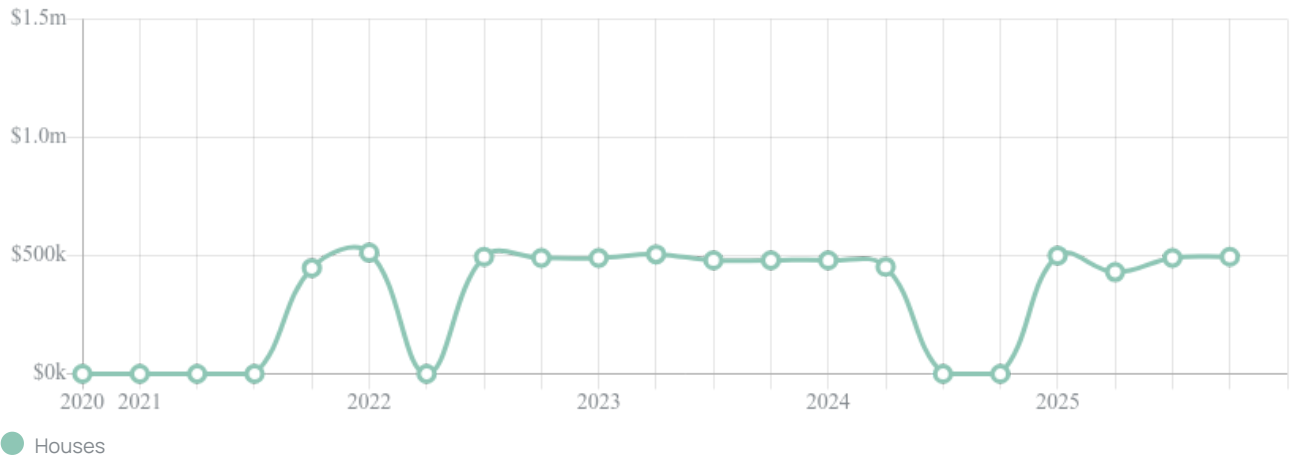
Median

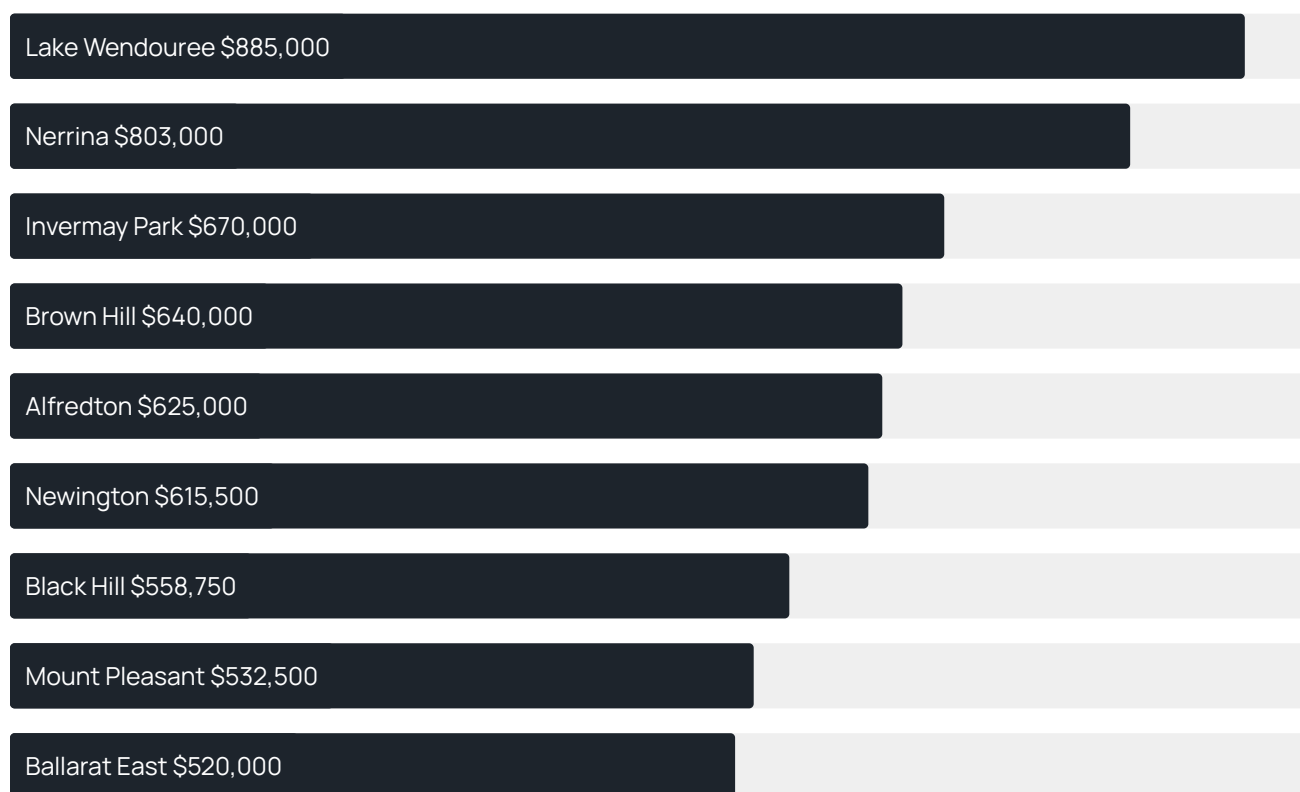
\$495k

Quarterly price change

1.02% ↑

Quarterly price change¹



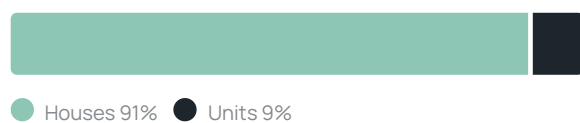
Median house price¹Median unit price¹

Sale method²Auction clearance rate³

100%

Average hold period¹

3.6 years

Dwelling type⁵Ownership⁵Population⁵

633

Median asking rent¹

\$370 per week

Population growth⁵

1.12%

Rental yield¹

4.15%

Median age⁵

38 years











Median household size⁵

2.2 people










EUREKA SUBURB REPORT

Recent Eureka sales

Discover a snapshot of the most recent results for this suburb, to view the full 12 months of sales history, please go to jellisraig.com.au/suburb-reports

| Address | Bedrooms | Type | Price | Sold |
|--|----------|-------|-----------|-------------|
|  5 Eureka Gdns Eureka | 3 | House | \$565,000 | 05 Jan 2026 |
|  45 Queen St Eureka | 3 | House | \$470,000 | 28 Nov 2025 |
|  41a Queen St.S Eureka | 3 | House | \$580,000 | 25 Nov 2025 |
|  41A Queen St Eureka | 3 | House | \$580,000 | 25 Nov 2025 |
|  8 Eureka Gdns Eureka | 3 | House | \$532,500 | 21 Nov 2025 |
|  520 Eureka St EUREKA | 3 | House | \$460,000 | 13 Oct 2025 |
|  22 Eureka Gdns Eureka | 3 | House | \$481,000 | 04 Sep 2025 |
|  412 Eureka St Eureka | 4 | House | \$510,000 | 26 Aug 2025 |
|  512a Eureka St Eureka | 4 | House | \$510,000 | 26 Aug 2025 |
|  3a Hafey Ct EUREKA | 2 | House | \$400,000 | 22 Aug 2025 |

EUREKA SUBURB REPORT

| Address | Bedrooms | Type | Price | Sold |
|---|----------|-----------|-----------|-------------|
|  18 George St Eureka | 3 | House | \$485,000 | 01 Aug 2025 |
|  416 Eureka St Eureka | 3 | House | \$337,000 | 21 Jun 2025 |
|  5/405 Eureka St Eureka | 2 | Townhouse | \$360,000 | 20 Jun 2025 |
|  23 Belford St Eureka | 3 | House | \$350,000 | 26 Mar 2025 |
|  29 George St Eureka | 4 | House | \$895,000 | 24 Mar 2025 |
|  20 George St EUREKA | 4 | House | \$570,000 | 12 Mar 2025 |
|  410 Eureka St Eureka | 2 | House | \$315,000 | 11 Feb 2025 |
|  39 George St Eureka | 3 | House | \$620,000 | 11 Feb 2025 |
|  224 Kline St Eureka | 3 | House | \$430,000 | 05 Feb 2025 |



Jellis Craig Ballarat
1211 Sturt Street, Ballarat
03 5329 2500

Jellis Craig acknowledges and pays our respects to the Bunurong People, the Wadawurrung People, the Dja Dja Wurrung People and the Wurundjeri People as the Traditional Owners and original custodians of the lands on which Jellis Craig operates.

Data is current as of PDF generation date 01/02/2026

- 1 Property Data Online, updated quarterly for the past 12 months
- 2 Property Data Online, updated daily for the past 12 months
- 3 Property Data Online, updated daily for the past quarter
- 4 Jellis Craig's average inspection attendance per listing (houses) over the last 12 months, updated daily
- 5 2021 Australian Census
- 6 Property Data Online, updated daily

This publication contains data, analytics, statistics and other information supplied by PROPERTYDATAONLINE PTY LTD (PropertyData). The data provided in this publication is of a general nature and should not be construed as specific advice or relied upon in lieu of appropriate professional advice.

PropertyData relies upon data supplied by third parties and while the data is checked and reviewed, PropertyData does not warrant the accuracy or completeness of the information to the full extent permitted by the law and excludes all loss or damage howsoever arising (including through negligence) in connection with the data supplied by PropertyData. The State of Victoria owns the copyright in the Property Sales Data and reproduction of that data in any way without the consent of the State of Victoria will constitute a breach of the Copyright Act 1968 (cth). The State of Victoria does not warrant the accuracy or completeness of the Property Sales Data and any person using or relying upon such information does so on the basis that the State of Victoria accepts no responsibility or liability whatsoever for any errors, faults, defects or omissions in the information supplied.