Eureka

Suburb Report

Your connection to property insights

JellisCraig

Median house price[1]

Median

$500k

Quarterly price change

0.34% ↑

Eureka quarterly median property prices[1]

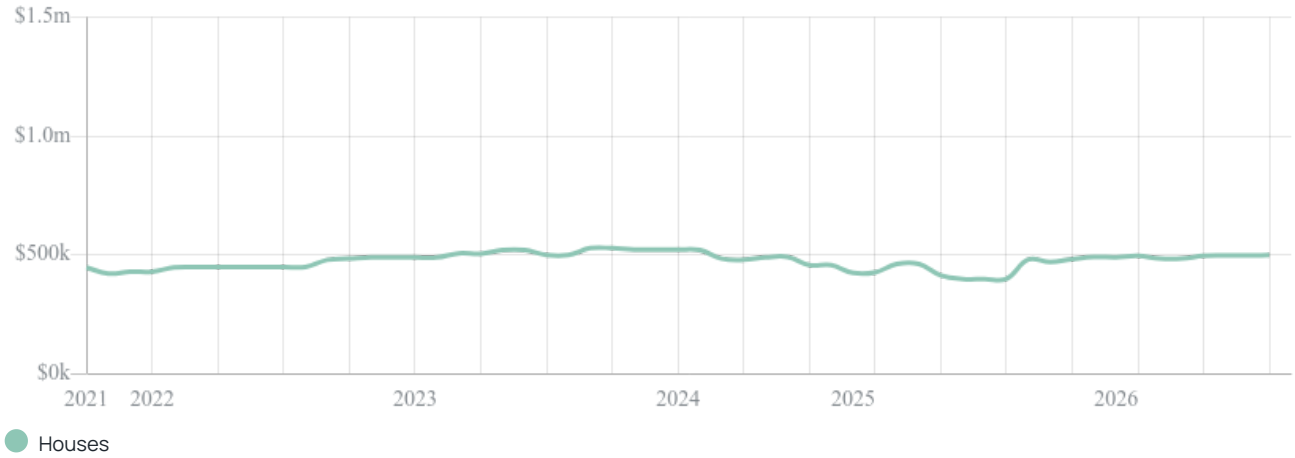

Median house price[1]

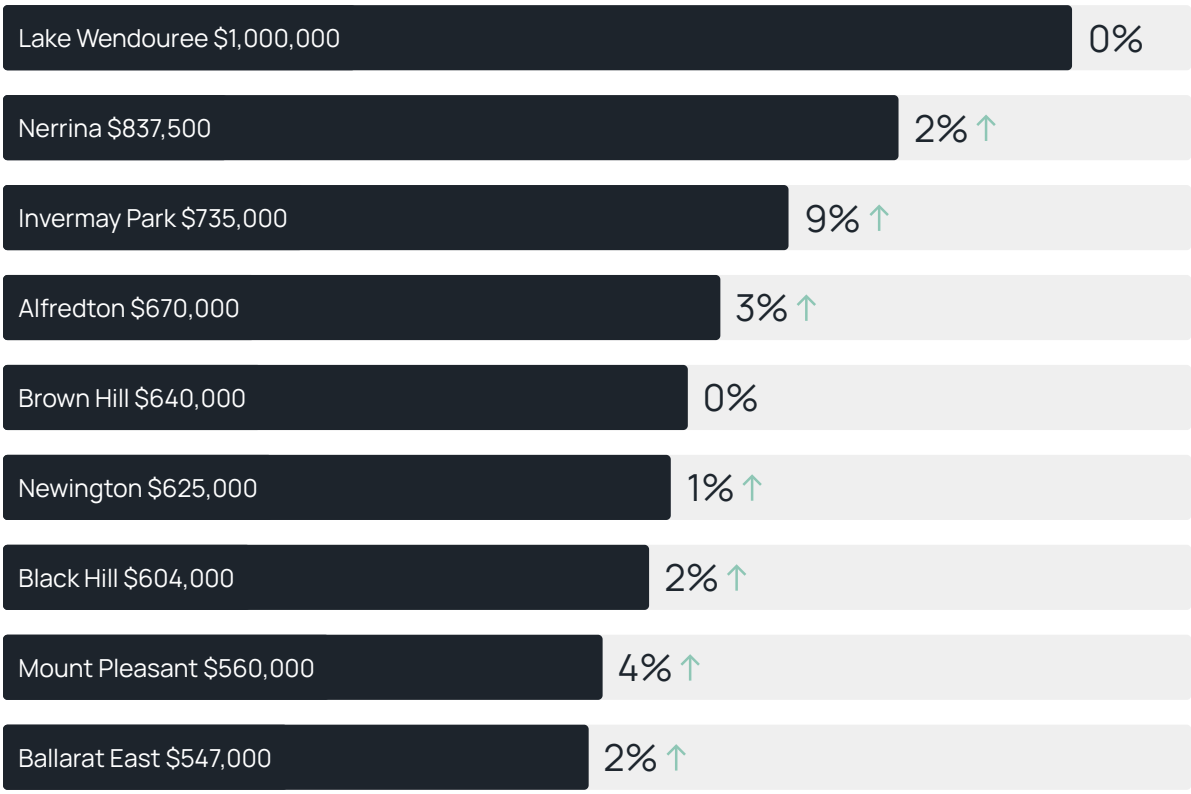

Median unit price[1]

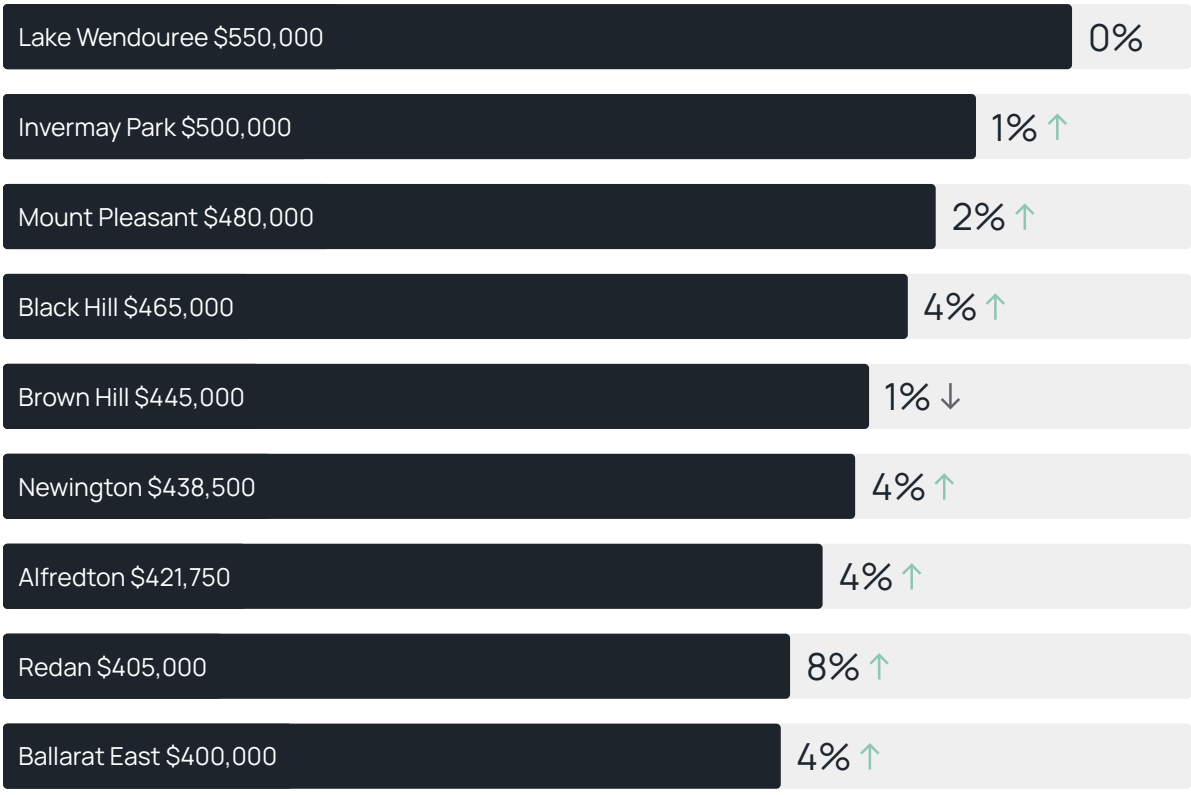

Sales Snapshot

Sale method[2]

Median days on market[3]

House	Unit
28 days	39 days

Jellis Craig average inspection attendance per listing[4]

12 groups

Average hold period[1]

House	Unit
11.7 years	6.9 years

Insights

Dwelling type[5]

Houses 100% Units 0%

Ownership[5]

Owned outright 31% Mortgaged 28% Rented 42%

Population[5]

633

Median asking rent per week[1]

	Unit
$388	$380

Population growth[5]

1.12%

Rental yield[1]

House	Unit
4.03%	4.06%

Median age[5]

38 years

Median household size[5]

2.2 people

Recent Eureka sales[2]

Discover a snapshot of the most recent results for this suburb, to view the full 12 months of sales history, please go to **jelliscraig.com.au/suburb-reports**

Address		Bedrooms	Type	Price	Sold
	206 Kline Street Eureka	3	House	Undisclosed	25 Aug 2026
	526 Eureka Street Eureka	2	House	$590,000	07 Jul 2026
	1 & 2/40 Ford Street Eureka	2	House	$570,000	03 Jun 2026
	20 George Street Eureka	4	House	$710,000	29 May 2026
	48 George Street Eureka	3	House	$590,000	22 May 2026
	222 Kline Street Eureka	2	House	$443,000	15 Apr 2026
	3 Carboni Court Eureka	3	House	$445,000	30 Jan 2026
	32 Chamberlain Street Eureka	2	House	$430,000	14 Jan 2026
	5 Eureka Gardens Eureka	3	House	$565,000	05 Jan 2026
	45 Queen Street South Eureka	3	House	$470,000	22 Dec 2025

Sold Properties

Address		Bedrooms	Type	Price	Sold
	41A Queen Street South Eureka	3	House	$580,000	25 Nov 2025
	520 Eureka Street Eureka	3	House	$460,000	13 Oct 2025

Jellis Craig Ballarat
1211 Sturt Street, Ballarat
03 5329 2500

Jellis Craig acknowledges and pays our respects to the Bunurong People, the Wadawurrung People, the Dja Dja Wurrung People and the Wurundjeri People as the Traditional Owners and original custodians of the lands on which Jellis Craig operates.

Data is current as of PDF generation date 01/10/2026

Powered by PropTrack

1. Victorian Data, updated monthly for the past 12 months
2. Victorian Data, updated daily for the past 12 months
3. Victorian Data, updated daily for the past Saturday's auctions
4. Jellis Craig's average inspection attendance per listing (houses) for the past 12 months
5. 2021 ABS Census

The State of Victoria owns the copyright in the Property Sales Data and reproduction of that data in any way without the consent of the State of Victoria will constitute a breach of the Copyright Act 1968 (Cth). The State of Victoria does not warrant the accuracy or completeness of the Property Sales Data and any person using or relying upon such information does so on the basis that the State of Victoria accepts no responsibility or liability whatsoever for any errors, faults, defects or omissions in the information supplied. This information is supplied by Jellis Craig Corporation (ABN 51 099 869 512) on behalf of PropTrack Pty Ltd (ABN 43 127 386 298).