



Ferntree Gully

Suburb Report



Your connection to property insights



JellisCraig

FERNTREE GULLY SUBURB REPORT

Median house price¹

Median unit price¹

Median

\$940k

Quarterly price change

2.73% ↑

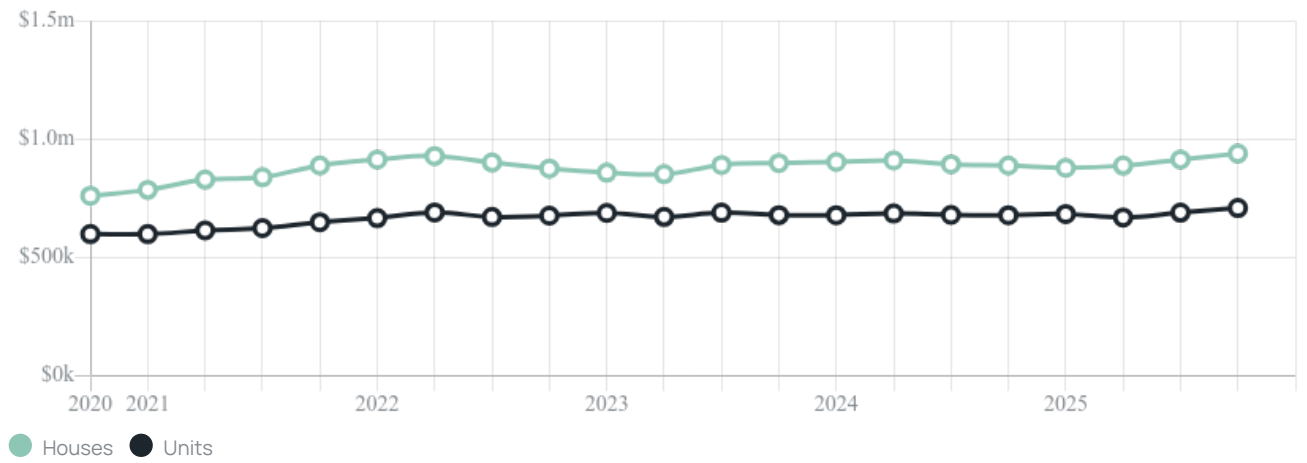
Median

\$710k

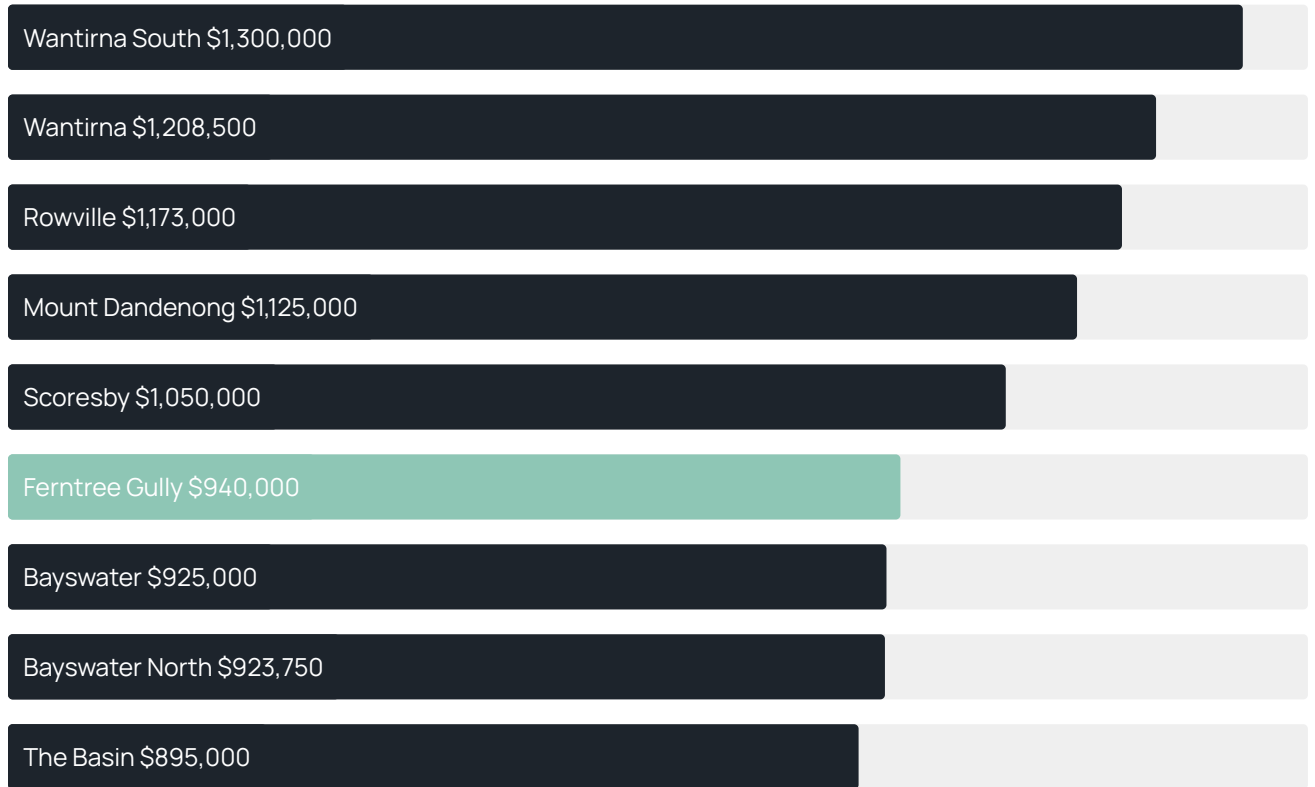
Quarterly price change

2.89% ↑


Quarterly price change¹



Median house price¹



Median unit price¹



Sale method²



● Auction 63%
● Private 37%

Auction clearance rate³

98.11%

Median days on market³

25 days

Average hold period¹

8.2 years

Dwelling type⁵



● Houses 88% ● Units 12%

Ownership⁵



● Owned outright 36% ● Mortgaged 46% ● Rented 18%

Population⁵

27,398

Median asking rent¹

\$620 per week

Population growth⁵

3.67%

Rental yield¹

3.44%

Median age⁵











40 years

Median household size⁵











2.6 people

Recent Ferntree Gully sales











Discover a snapshot of the most recent results for this suburb, to view the full 12 months of sales history, please go to jellisraig.com.au/suburb-reports

Address	Bedrooms	Type	Price	Sold
 52 Kevin Av Ferntree Gully	4	House	\$1,110,000	29 Mar 2026
 2 Flower St Ferntree Gully	4	House	\$975,000	28 Mar 2026
 58 Dobson St Ferntree Gully	3	House	\$918,000	28 Mar 2026
 3 Flower St Ferntree Gully	3	House	\$908,000	28 Mar 2026
 3B Roberts St Ferntree Gully	3	House	\$910,000	25 Mar 2026
 14 Mossfield Av Ferntree Gully	3	House	\$1,201,000	25 Mar 2026
 3/29 Hutton Av Ferntree Gully	2	Unit	\$708,000	24 Mar 2026
 24 Parkview Dr Ferntree Gully	3	House	\$975,000	21 Mar 2026
 5 Allora Av Ferntree Gully	3	House	\$950,000	21 Mar 2026
 21 Maidstone Pl Ferntree Gully	4	House	\$1,085,000	21 Mar 2026

FERNTREE GULLY SUBURB REPORT

Address	Bedrooms	Type	Price	Sold
 10 Oliver Ct Ferntree Gully	4	House	\$970,000	21 Mar 2026
 30 Merricks Cl FERNTREE GULLY	3	House	\$1,010,000	18 Mar 2026
 31 Helen Rd Ferntree Gully	3	House	\$840,000	14 Mar 2026
 2 Exton Ct Ferntree Gully	3	House	\$875,000	14 Mar 2026
 30 Francis Cr Ferntree Gully	4	House	\$985,000	14 Mar 2026
 1/15 Blackwood Park Rd Ferntree Gully	4	Unit	\$850,000	13 Mar 2026
 15 Francis Cr Ferntree Gully	3	House	\$1,200,000	06 Mar 2026
 2/1 Mellowood Ct FERNTREE GULLY	3	Unit	\$838,000	28 Feb 2026
 11 The Crescent Ferntree Gully	5	House	\$1,310,000	28 Feb 2026
 2 Dawes Ct Ferntree Gully	4	House	\$977,000	28 Feb 2026

FERNTREE GULLY SUBURB REPORT

Address	Bedrooms	Type	Price	Sold
 9 Hancock Dr Ferntree Gully	4	House	\$1,028,000	28 Feb 2026
 24 Pearl Pl Ferntree Gully	4	House	\$1,180,600	28 Feb 2026
 75 Adele Av Ferntree Gully	4	House	\$970,500	28 Feb 2026
 101 Cambden Park Pde Ferntree Gully	3	House	\$876,000	28 Feb 2026
 11/12-14 Adele Av Ferntree Gully	2	Townhouse	\$575,000	27 Feb 2026
 2/13 Rawlings Av Ferntree Gully	4	Townhouse	\$950,000	27 Feb 2026
 13 Conn St Ferntree Gully	4	House	\$750,000	25 Feb 2026
 15 Conn St Ferntree Gully	3	Land	\$825,000	25 Feb 2026
 16 Manna Ct Ferntree Gully	3	House	\$806,000	24 Feb 2026
 11/14 Adele Av Ferntree Gully	2	Strata Unit/Townhouse	\$575,000	23 Feb 2026



Jellis Craig acknowledges and pays our respects to the Bunurong People, the Wadawurrung People, the Dja Dja Wurrung People and the Wurundjeri People as the Traditional Owners and original custodians of the lands on which Jellis Craig operates.

Data is current as of PDF generation date 01/04/2026

- 1 Property Data Online, updated quarterly for the past 12 months
- 2 Property Data Online, updated daily for the past 12 months
- 3 Property Data Online, updated daily for the past quarter
- 4 Jellis Craig's average inspection attendance per listing (houses) over the last 12 months, updated daily
- 5 2021 Australian Census
- 6 Property Data Online, updated daily

This publication contains data, analytics, statistics and other information supplied by PROPERTYDATAONLINE PTY LTD (PropertyData). The data provided in this publication is of a general nature and should not be construed as specific advice or relied upon in lieu of appropriate professional advice.

PropertyData relies upon data supplied by third parties and while the data is checked and reviewed, PropertyData does not warrant the accuracy or completeness of the information to the full extent permitted by the law and excludes all loss or damage howsoever arising (including through negligence) in connection with the data supplied by PropertyData. The State of Victoria owns the copyright in the Property Sales Data and reproduction of that data in any way without the consent of the State of Victoria will constitute a breach of the Copyright Act 1968 (cth). The State of Victoria does not warrant the accuracy or completeness of the Property Sales Data and any person using or relying upon such information does so on the basis that the State of Victoria accepts no responsibility or liability whatsoever for any errors, faults, defects or omissions in the information supplied.