



Ferntree Gully

Suburb Report



Your connection to property insights



JellisCraig

FERNTREE GULLY SUBURB REPORT

Median house price¹

Median

\$914k

Quarterly price change

2.75% ↑

Median unit price¹

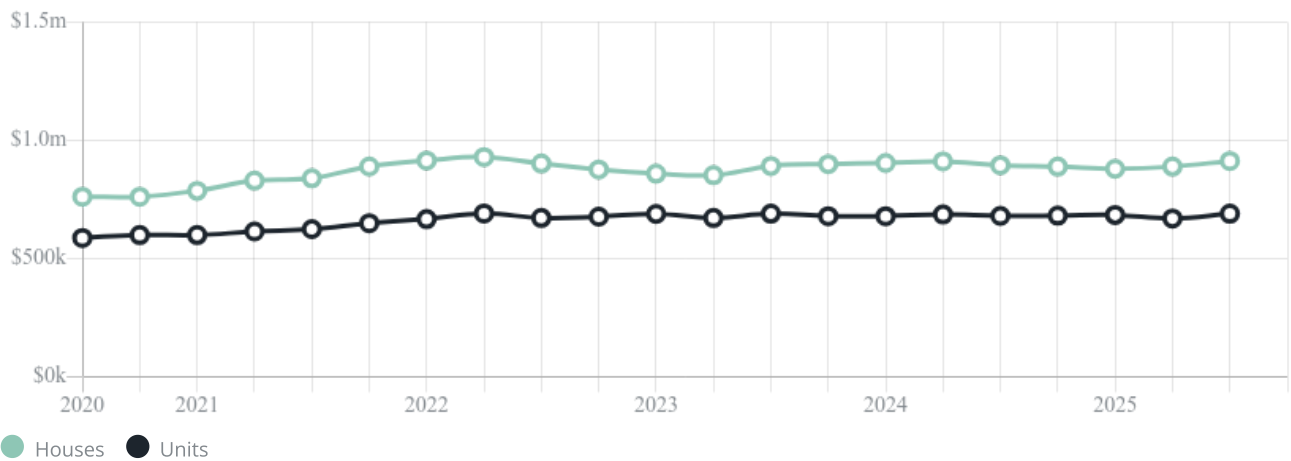
Median

\$690k

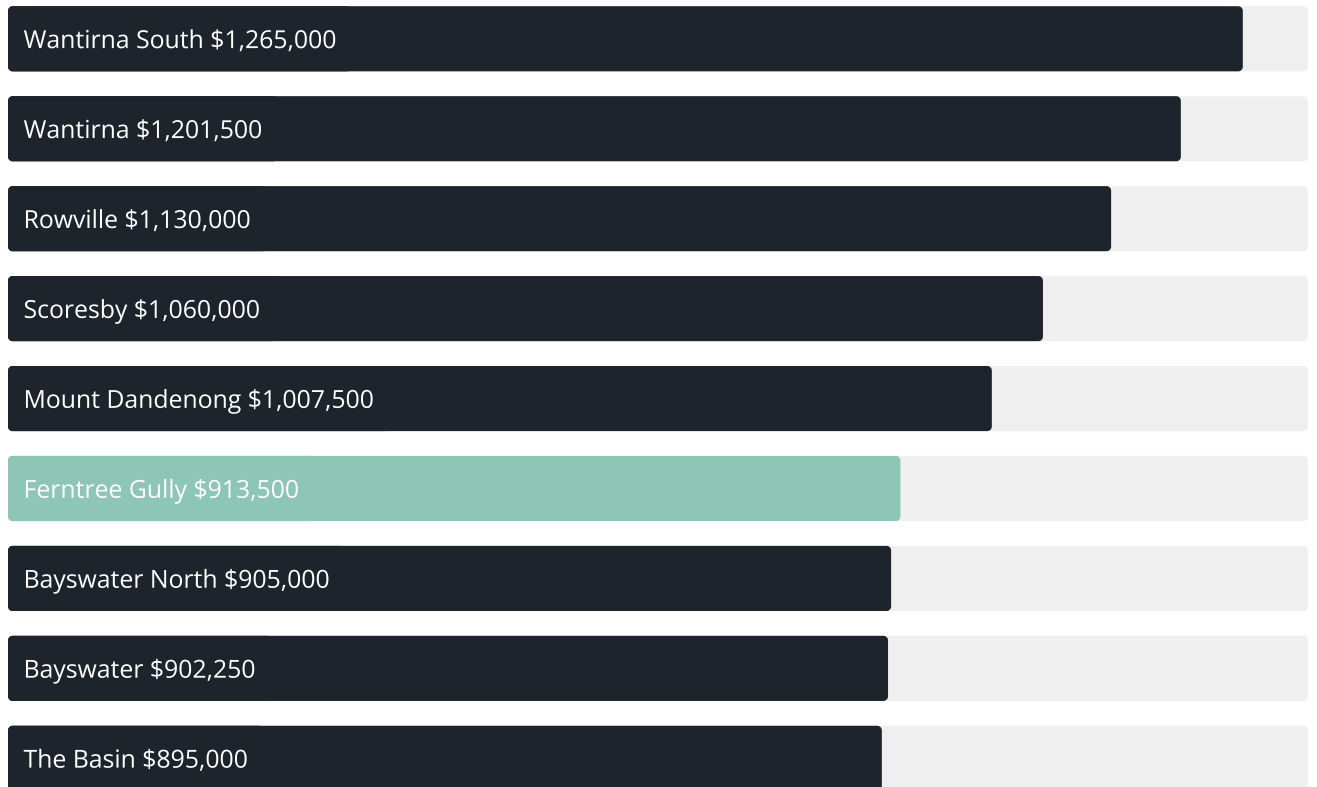
Quarterly price change

2.98% ↑

Quarterly price change¹



FERNTREE GULLY SUBURB REPORT

Median house price¹Median unit price¹

Sale method²Auction clearance rate³

94.37%

Median days on market³

23 days

Average hold period¹

8.2 years

Dwelling type⁵Ownership⁵Population⁵

27,398

Median asking rent¹

\$623 per week

Population growth⁵

3.67%

Rental yield¹

3.44%

Median age⁵

40 years











Median household size⁵

2.6 people











FERNTREE GULLY SUBURB REPORT

Recent Ferntree Gully sales











Discover a snapshot of the most recent results for this suburb, to view the full 12 months of sales history, please go to jellisicraig.com.au/suburb-reports

Address	Bedrooms	Type	Price	Sold
 2 Lording St Ferntree Gully	4	House	\$1,261,000	24 Dec 2025
 48 Paringa Dr Ferntree Gully	4	House	\$1,380,000	23 Dec 2025
 6 Satori Ct Ferntree Gully	4	House	\$1,080,000	23 Dec 2025
 40 Hancock Dr Ferntree Gully	4	House	\$1,100,000	21 Dec 2025
 58 Taladra Dr Ferntree Gully	3	House	\$940,000	20 Dec 2025
 80 Dobson St Ferntree Gully	3	House	\$951,000	20 Dec 2025
 33 Orna St Ferntree Gully	3	House	\$972,000	20 Dec 2025
 7 Lucerne Rd Ferntree Gully	3	House	\$966,000	20 Dec 2025
 1 Porena Ct Ferntree Gully	4	House	\$935,000	19 Dec 2025
 4 Sheraton Cr Ferntree Gully	3	House	\$965,000	18 Dec 2025

FERNTREE GULLY SUBURB REPORT

Address	Bedrooms	Type	Price	Sold
 13 Corbert Ct Ferntree Gully	3	House	\$1,215,000	13 Dec 2025
 19 Butlers Rd Ferntree Gully	4	House	\$1,401,000	13 Dec 2025
 23 Harwell Rd Ferntree Gully	3	House	\$920,500	13 Dec 2025
 77 Edina Rd Ferntree Gully	3	House	\$981,000	13 Dec 2025
 185 Windermere Dr Ferntree Gully	3	House	\$1,045,000	13 Dec 2025
 8 Koolamara Blvd Ferntree Gully	4	House	\$1,300,000	12 Dec 2025
 65 Francis Cr Ferntree Gully	3	House	\$950,000	12 Dec 2025
 143 Underwood Rd Ferntree Gully	4	House	\$970,000	11 Dec 2025
 15 Victoria St Ferntree Gully	2	House	\$778,000	10 Dec 2025
 21 Moore St Ferntree Gully	3	House	\$897,000	09 Dec 2025

FERNTREE GULLY SUBURB REPORT

Address	Bedrooms	Type	Price	Sold
 3/10 Veronica St Ferntree Gully	2	Unit	\$580,000	09 Dec 2025
 23 Glenfern Rd Ferntree Gully	3	House	\$740,000	09 Dec 2025
 5 Westley St Ferntree Gully	4	House	\$1,005,000	08 Dec 2025
 20 Parkview Dr Ferntree Gully	3	House	\$815,000	06 Dec 2025
 2/17 Renwick Rd Ferntree Gully	4	Unit	\$810,000	06 Dec 2025
 15 Cheryl Cr Ferntree Gully	3	House	\$890,000	01 Dec 2025
 40 Commercial Rd Ferntree Gully	3	House	\$1,112,000	29 Nov 2025
 2/3 Williamson Rd Ferntree Gully	2	Unit	\$577,000	29 Nov 2025
 2 Pinnacle Av Ferntree Gully	3	House	\$880,000	29 Nov 2025
 1/25 Bales St FERNTREE GULLY	3	Townhouse	\$916,300	29 Nov 2025



Jellis Craig acknowledges and pays our respects to the Bunurong People, the Wadawurrung People, the Dja Dja Wurrung People and the Wurundjeri People as the Traditional Owners and original custodians of the lands on which Jellis Craig operates.



Data is current as of PDF generation date 08/01/2026

- 1 Property Data Online, updated quarterly for the past 12 months
- 2 Property Data Online, updated daily for the past 12 months
- 3 Property Data Online, updated daily for the past quarter
- 4 Jellis Craig's average inspection attendance per listing (houses) over the last 12 months, updated daily
- 5 2021 Australian Census
- 6 Property Data Online, updated daily

This publication contains data, analytics, statistics and other information supplied by PROPERTYDATAONLINE PTY LTD (PropertyData). The data provided in this publication is of a general nature and should not be construed as specific advice or relied upon in lieu of appropriate professional advice.

PropertyData relies upon data supplied by third parties and while the data is checked and reviewed, PropertyData does not warrant the accuracy or completeness of the information to the full extent permitted by the law and excludes all loss or damage howsoever arising (including through negligence) in connection with the data supplied by PropertyData. The State of Victoria owns the copyright in the Property Sales Data and reproduction of that data in any way without the consent of the State of Victoria will constitute a breach of the Copyright Act 1968 (cth). The State of Victoria does not warrant the accuracy or completeness of the Property Sales Data and any person using or relying upon such information does so on the basis that the State of Victoria accepts no responsibility or liability whatsoever for any errors, faults, defects or omissions in the information supplied.