



Fingal

Suburb Report




Your connection to property insights



JellisCraig

Median house price¹



Median unit price¹



Sale method²



● Private 100%

Average hold period¹

4.6 years

Dwelling type⁵



● Houses 98% ● Units 2%

Ownership⁵



● Owned outright 52% ● Mortgaged 41% ● Rented 7%

Population⁵

637

Median asking rent¹

\$650 per week

Population growth⁵

20.42%

Rental yield¹

2.81%

Median age⁵

56 years











Median household size⁵

2.4 people



FINGAL SUBURB REPORT

Recent Fingal sales

Discover a snapshot of the most recent results for this suburb, to view the full 12 months of sales history, please go to jellisraig.com.au/suburb-reports

Address	Bedrooms	Type	Price	Sold
 12 Old Tom Morris La Fingal	4	House	\$1,625,000	04 Mar 2026
 10 Woodland Way Fingal	4	House	\$2,650,000	20 Feb 2026
 14 Nagles Vw Fingal	4	House	\$1,780,000	07 Jan 2026
 56 The Ridge Rd Fingal	3	House	\$1,675,000	27 Nov 2025
 30 Lahinch Dr Fingal	4	House	\$1,875,000	17 Nov 2025
 324 Sandy Rd Fingal	3	House	\$1,950,000	11 Nov 2025
 708/50 Peter Thomson Dr Fingal	2	Subdivided Flat - Single OYO Flat	\$472,000	22 Oct 2025
 1 Watsons Bnd Fingal	3	House	\$1,410,000	25 Sep 2025
 6 The Vineyard Fingal	3	House	\$2,600,000	28 Aug 2025
 744/7 Muirfield La Fingal	1	Subdivided Flat - Single OYO Flat	\$449,600	06 Aug 2025

FINGAL SUBURB REPORT

Address	Bedrooms	Type	Price	Sold
 725/50 Peter Thomson Dr Fingal	2	Subdivided Flat - Single OYO Flat	\$735,000	23 Jul 2025
 40 Placadena Rd Fingal	4	House	\$2,150,000	17 Jul 2025



Jellis Craig Rye
2273 Point Nepean Road, Rye
03 5984 0999

Jellis Craig acknowledges and pays our respects to the Bunurong People, the Wadawurrung People, the Dja Dja Wurrung People and the Wurundjeri People as the Traditional Owners and original custodians of the lands on which Jellis Craig operates.

Data is current as of PDF generation date 01/07/2026

- 1 Property Data Online, updated quarterly for the past 12 months
- 2 Property Data Online, updated daily for the past 12 months
- 3 Property Data Online, updated daily for the past quarter
- 4 Jellis Craig's average inspection attendance per listing (houses) over the last 12 months, updated daily
- 5 2021 Australian Census
- 6 Property Data Online, updated daily

This publication contains data, analytics, statistics and other information supplied by PROPERTYDATAONLINE PTY LTD (PropertyData). The data provided in this publication is of a general nature and should not be construed as specific advice or relied upon in lieu of appropriate professional advice.

PropertyData relies upon data supplied by third parties and while the data is checked and reviewed, PropertyData does not warrant the accuracy or completeness of the information to the full extent permitted by the law and excludes all loss or damage howsoever arising (including through negligence) in connection with the data supplied by PropertyData. The State of Victoria owns the copyright in the Property Sales Data and reproduction of that data in any way without the consent of the State of Victoria will constitute a breach of the Copyright Act 1968 (cth). The State of Victoria does not warrant the accuracy or completeness of the Property Sales Data and any person using or relying upon such information does so on the basis that the State of Victoria accepts no responsibility or liability whatsoever for any errors, faults, defects or omissions in the information supplied.