



Fitzroy North

# Suburb Report



Your connection to property insights



JellisCraig

FITZROY NORTH SUBURB REPORT

Median house price<sup>1</sup>

Median

\$1.61m

Quarterly price change

2.55% ↑

Median unit price<sup>1</sup>

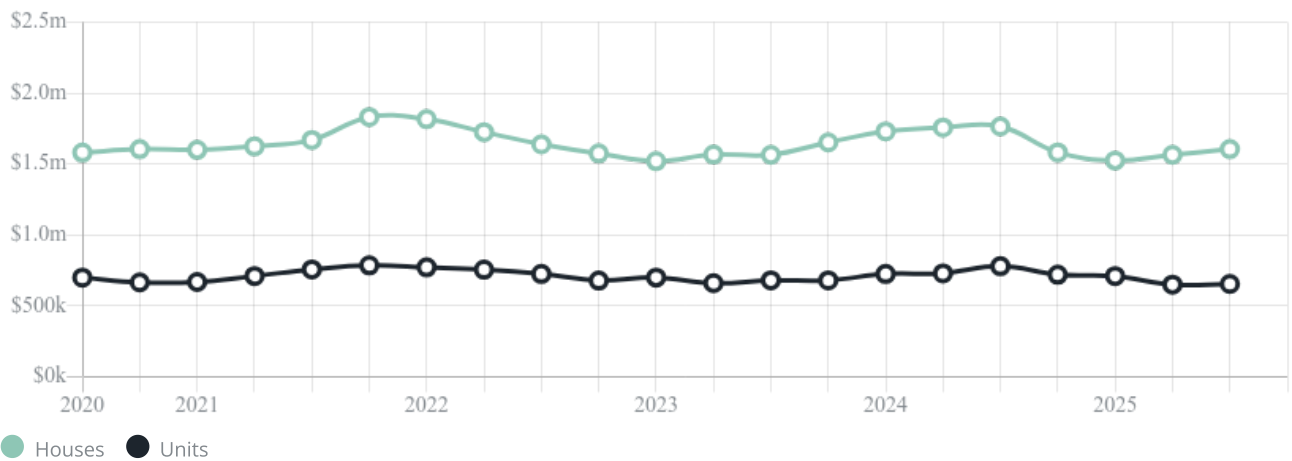
Median

\$655k

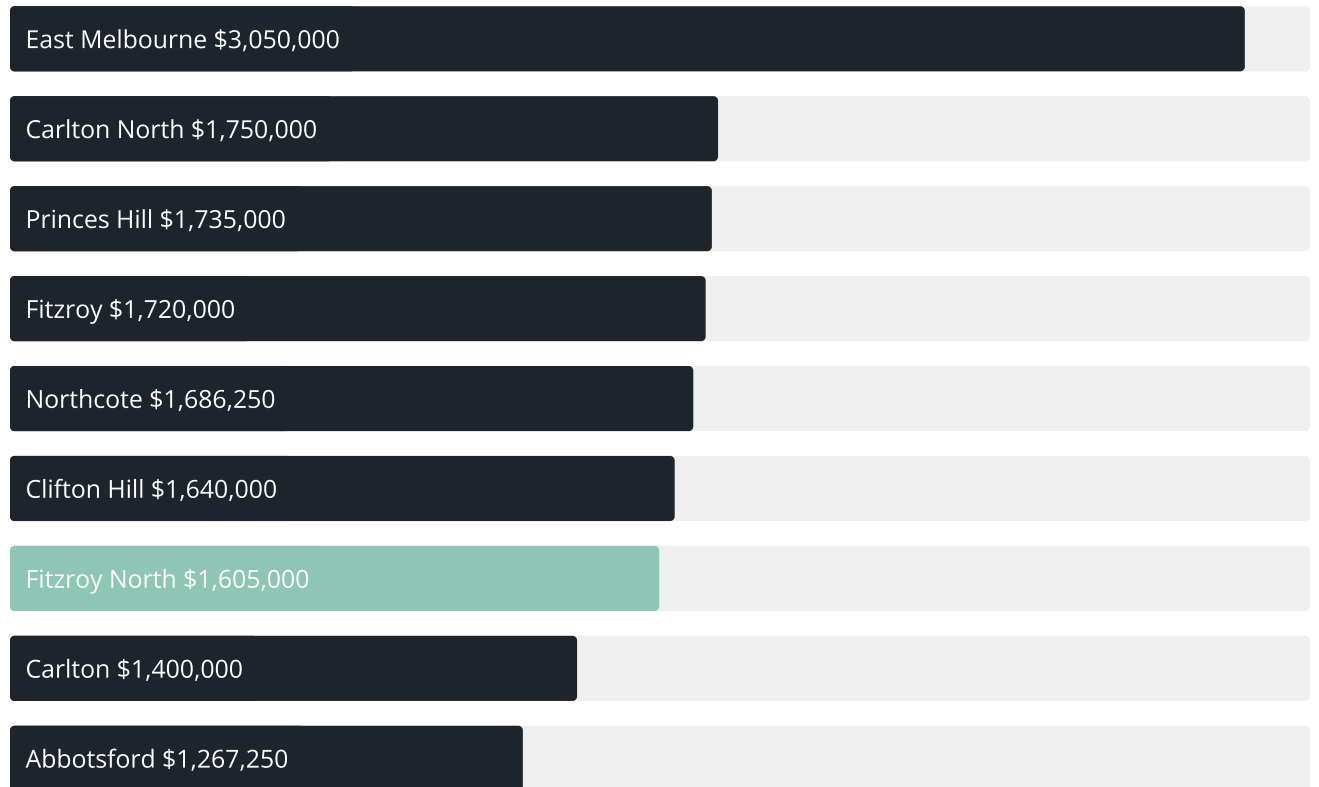
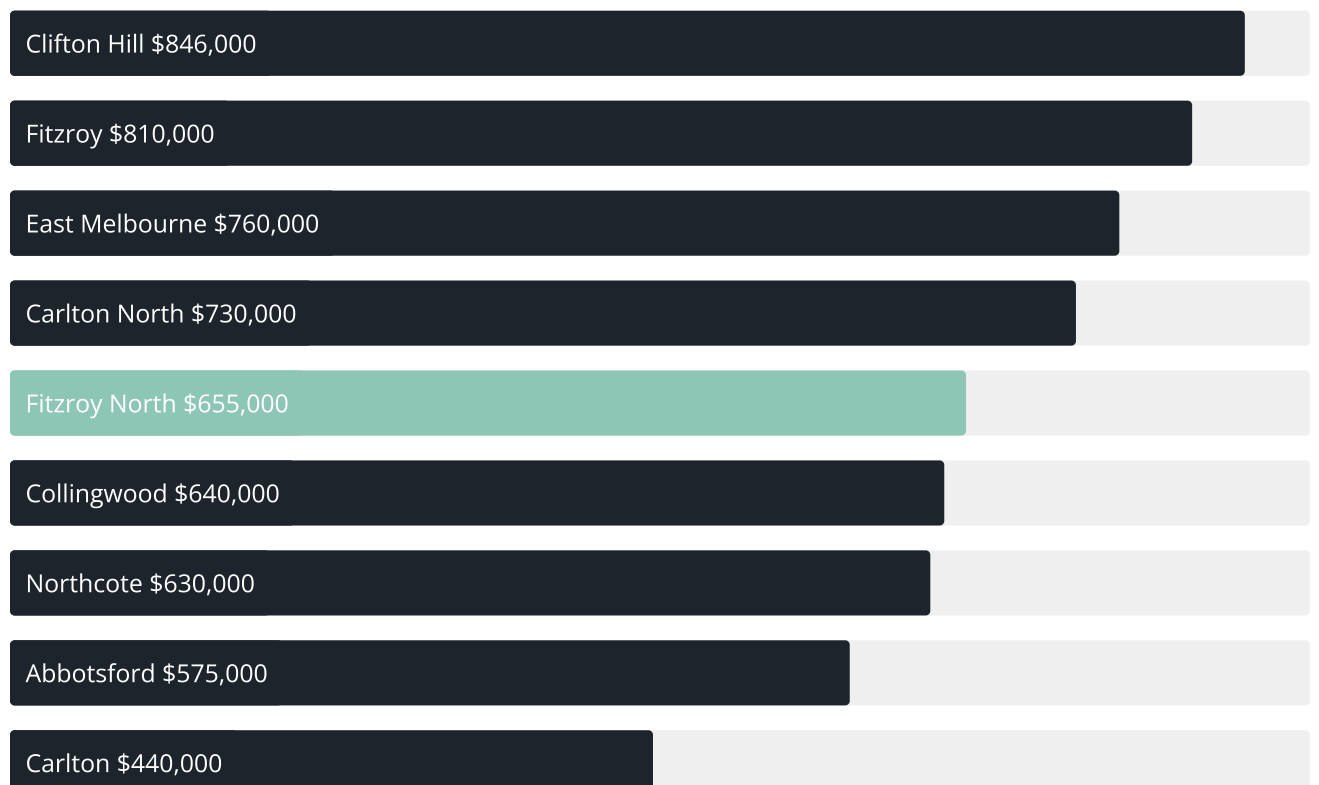
Quarterly price change

0.76% ↑

Quarterly price change<sup>1</sup>



## FITZROY NORTH SUBURB REPORT

Median house price<sup>1</sup>Median unit price<sup>1</sup>

Sale method<sup>2</sup>Auction clearance rate<sup>3</sup>

84.44%

Median days on market<sup>3</sup>

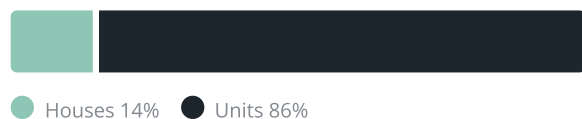
24 days

Jellis Craig average inspection attendance per listing<sup>4</sup>

24 groups

Average hold period<sup>1</sup>

7.9 years

Dwelling type<sup>5</sup>Ownership<sup>5</sup>Population<sup>5</sup>

12,781

Median asking rent<sup>1</sup>

\$850 per week

Population growth<sup>5</sup>

3.58%

Rental yield<sup>1</sup>

2.36%

Median age<sup>5</sup>

36 years











Median household size<sup>5</sup>

2.2 people











## FITZROY NORTH SUBURB REPORT

## Recent Fitzroy North sales











Discover a snapshot of the most recent results for this suburb, to view the full 12 months of sales history, please go to [jellisraig.com.au/suburb-reports](https://jellisraig.com.au/suburb-reports)

Address	Bedrooms	Type	Price	Sold
 17/44 Kneen St Fitzroy North	1	Apartment	\$240,000	19 Dec 2025
 9/199 Barkly St Fitzroy North	1	Apartment	\$414,000	18 Dec 2025
 11/262 Barkly St Fitzroy North	2	Apartment	\$710,000	18 Dec 2025
 66 Freeman St Fitzroy North	2	House	\$2,638,000	16 Dec 2025
 65 Rushall Cr Fitzroy North	3	House	\$3,200,000	12 Dec 2025
 35 York St Fitzroy North	3	House	\$2,020,000	06 Dec 2025
 101/4 Bik La Fitzroy North	1	Apartment	\$330,000	04 Dec 2025
 2/582 Nicholson St Fitzroy North	2	Townhouse	\$920,000	04 Dec 2025
 257 Holden St Fitzroy North	3	House	\$2,160,000	03 Dec 2025
 23 Woodhead St FITZROY NORTH	2	House	\$1,788,000	29 Nov 2025

## FITZROY NORTH SUBURB REPORT

Address	Bedrooms	Type	Price	Sold
 474 Rae St Fitzroy North	3	House	\$3,100,000	29 Nov 2025
 505 Brunswick St Fitzroy North	4	House	\$1,810,000	29 Nov 2025
 136 Miller St Fitzroy North	3	House	\$1,710,000	29 Nov 2025
 266 Park St Fitzroy North	2	House	\$1,451,000	27 Nov 2025
 21/682 Nicholson St Fitzroy North	1	Subdivided Unit/Villa/Townhouse	\$700,000	23 Nov 2025
 44 York St Fitzroy North	2	House	\$940,000	22 Nov 2025
 427 Rae St Fitzroy North	2	House	\$1,715,000	22 Nov 2025
 38 Alister St Fitzroy North	4	House	\$2,625,000	22 Nov 2025
 2 White St Fitzroy North	3	House	\$1,605,000	18 Nov 2025
 233/4 Bik La Fitzroy North	2	Apartment	\$765,000	14 Nov 2025

## FITZROY NORTH SUBURB REPORT

Address	Bedrooms	Type	Price	Sold
 152-154 Holden St Fitzroy North	6	House	\$1,460,000	14 Nov 2025
 410/245 Queens Pde Fitzroy North	1	Apartment	\$340,000	13 Nov 2025
 1/8 Pilkington St Fitzroy North	2	Townhouse (Conjoined)	\$1,400,000	12 Nov 2025
 25 St Georges Rd Fitzroy North	2	House	\$1,349,250	12 Nov 2025
 200 Park St Fitzroy North	3	House	\$2,620,000	08 Nov 2025
 56/682 Nicholson St Fitzroy North	3	Apartment	\$960,000	08 Nov 2025
 g13 Bundara St Fitzroy North	2	Townhouse	\$801,000	07 Nov 2025
 16/272 Barkly St Fitzroy North	1	Apartment	\$453,000	05 Nov 2025
 102/245 Queens Pde Fitzroy North	2	Apartment	\$501,000	03 Nov 2025
 18/682 Nicholson St Fitzroy North	2	Subdivided Unit/Villa/Townhouse	\$880,000	03 Nov 2025





**Jellis Craig Fitzroy**

189 Johnston Street, Fitzroy  
03 8415 6100

Jellis Craig acknowledges and pays our respects to the Bunurong People, the Wadawurrung People, the Dja Dja Wurrung People and the Wurundjeri People as the Traditional Owners and original custodians of the lands on which Jellis Craig operates.

---

Data is current as of PDF generation date 08/01/2026

- 1 Property Data Online, updated quarterly for the past 12 months
- 2 Property Data Online, updated daily for the past 12 months
- 3 Property Data Online, updated daily for the past quarter
- 4 Jellis Craig's average inspection attendance per listing (houses) over the last 12 months, updated daily
- 5 2021 Australian Census
- 6 Property Data Online, updated daily

This publication contains data, analytics, statistics and other information supplied by PROPERTYDATAONLINE PTY LTD (PropertyData). The data provided in this publication is of a general nature and should not be construed as specific advice or relied upon in lieu of appropriate professional advice.

PropertyData relies upon data supplied by third parties and while the data is checked and reviewed, PropertyData does not warrant the accuracy or completeness of the information to the full extent permitted by the law and excludes all loss or damage howsoever arising (including through negligence) in connection with the data supplied by PropertyData. The State of Victoria owns the copyright in the Property Sales Data and reproduction of that data in any way without the consent of the State of Victoria will constitute a breach of the Copyright Act 1968 (cth). The State of Victoria does not warrant the accuracy or completeness of the Property Sales Data and any person using or relying upon such information does so on the basis that the State of Victoria accepts no responsibility or liability whatsoever for any errors, faults, defects or omissions in the information supplied.