



Fitzroy

Suburb Report



Your connection to property insights



JellisCraig

FITZROY SUBURB REPORT

Median house price¹

Median

\$1.73m

Quarterly price change

10.34% ↑

Median unit price¹

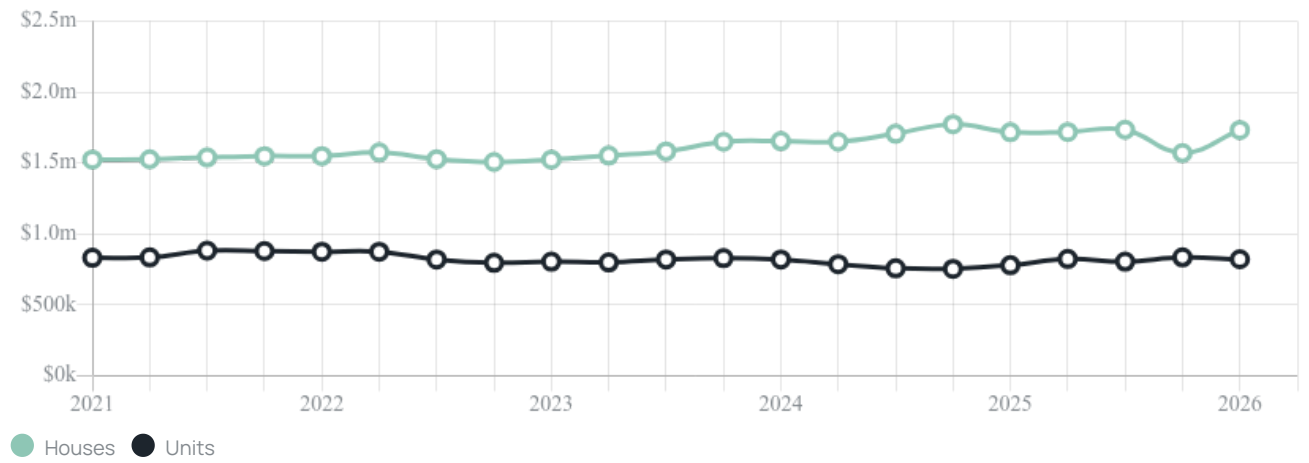
Median

\$822k

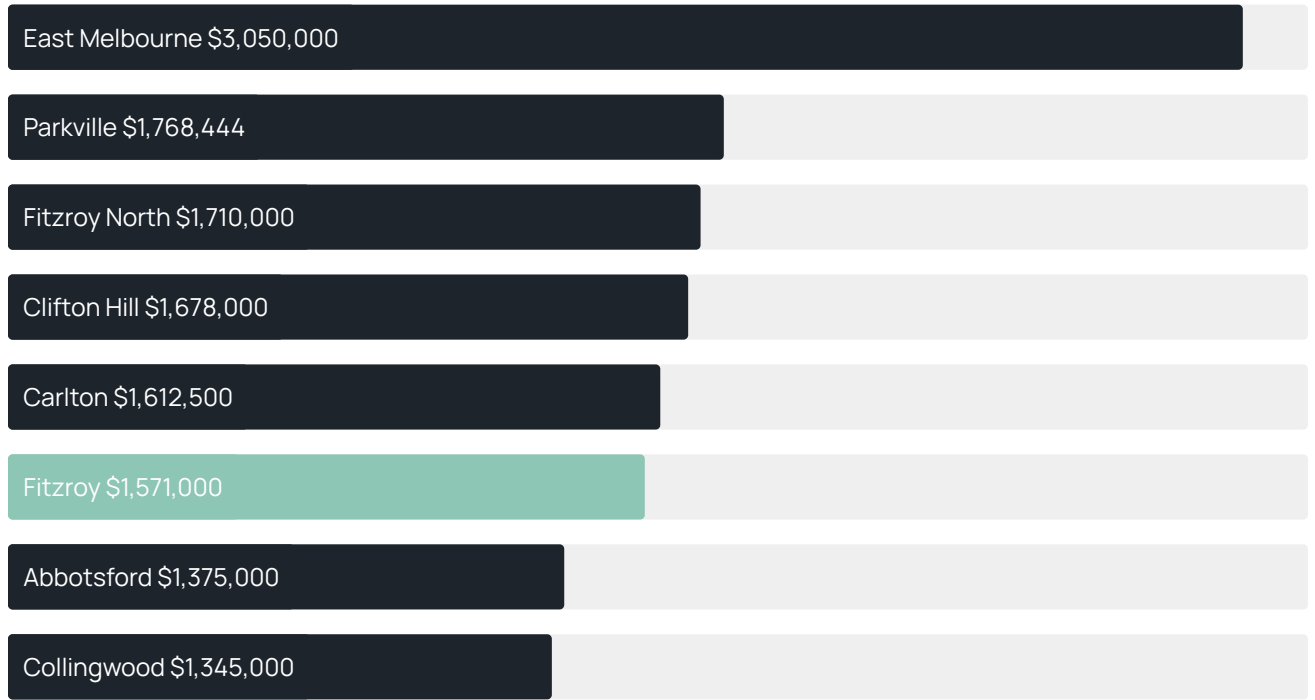
Quarterly price change

-1.55% ↓

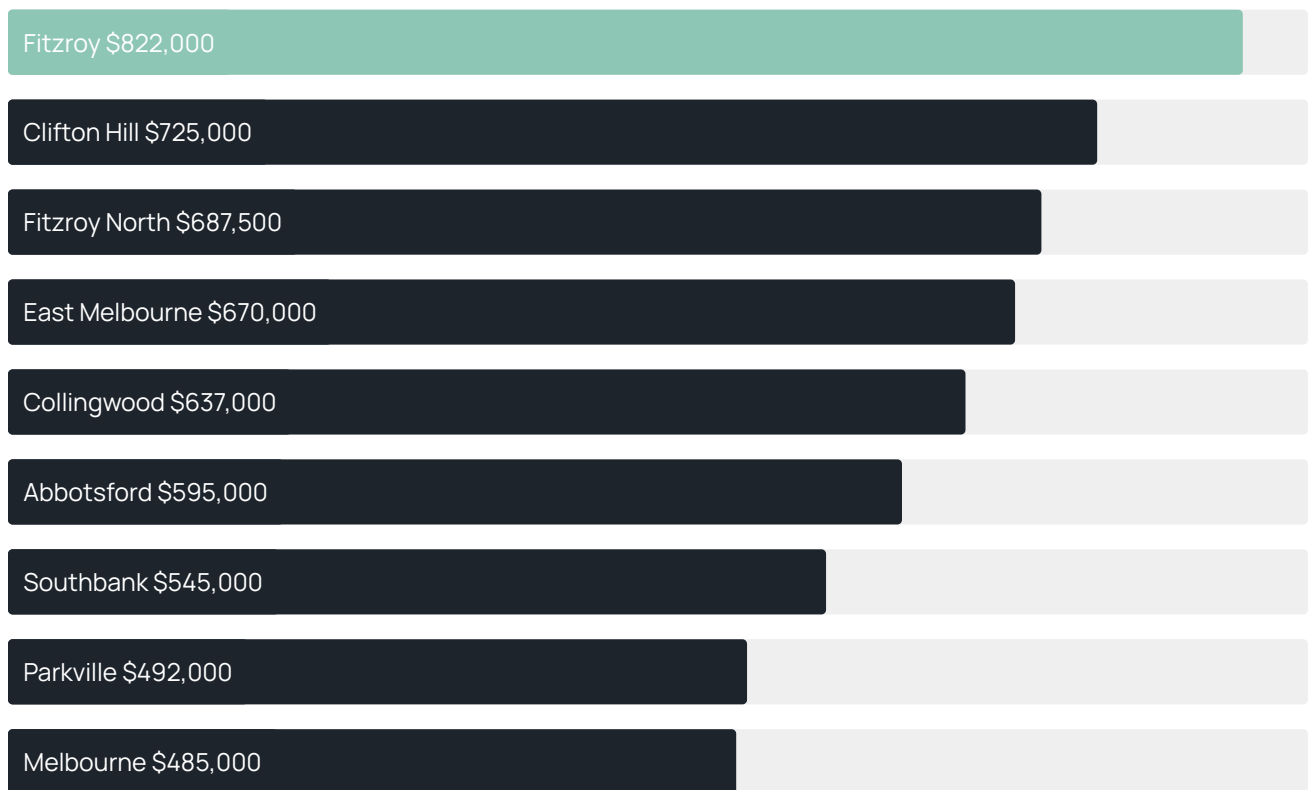
Quarterly price change¹



Median house price¹



Median unit price¹



Sale method²



● Auction 45%
● Private 55%

Auction clearance rate³

76.67%

Median days on market³

25 days

Jellis Craig average inspection attendance per listing⁴

25 groups

Average hold period¹

7.7 years

Dwelling type⁵



● Houses 3% ● Units 97%

Ownership⁵



● Owned outright 21% ● Mortgaged 24% ● Rented 55%

Population⁵

10,431

Median asking rent¹

\$950 per week

Population growth⁵

-0.13%

Rental yield¹

2.58%

Median age⁵

35 years











Median household size⁵

2 people











FITZROY SUBURB REPORT

Recent Fitzroy sales











Discover a snapshot of the most recent results for this suburb, to view the full 12 months of sales history, please go to jellisraig.com.au/suburb-reports

Address	Bedrooms	Type	Price	Sold
 232 Napier St Fitzroy	3	House	\$1,240,000	30 Jun 2026
 406/9 Smith St Fitzroy	2	Apartment	\$905,000	27 Jun 2026
 515/338 Gore St Fitzroy	1	Apartment	\$560,000	21 Jun 2026
 6/43 Argyle St Fitzroy	2	Apartment	\$690,000	20 Jun 2026
 59 Condell St Fitzroy	2	House	\$1,386,000	20 Jun 2026
 298 George St Fitzroy	4	House	\$2,350,000	20 Jun 2026
 23/98 Nicholson St Fitzroy	1	Apartment	\$465,000	18 Jun 2026
 183 George St Fitzroy	2	House	\$1,332,000	13 Jun 2026
 390 Napier St Fitzroy	3	House	\$1,450,000	13 Jun 2026
 36 Moor St Fitzroy	3	House	\$2,400,000	02 Jun 2026

FITZROY SUBURB REPORT

Address	Bedrooms	Type	Price	Sold
 6/353 Napier St Fitzroy	2	Apartment	\$805,000	02 Jun 2026
 7/110 Gertrude St FITZROY	2	Unit	\$1,980,000	30 May 2026
 66/34-50 King William St Fitzroy	2	Apartment	\$837,000	28 May 2026
 8/31 George St Fitzroy	1	Subdivided Unit/Villa/Townhouse	\$400,000	27 May 2026
 12 Napier St Fitzroy	3	House	\$1,640,000	23 May 2026
 5/10 Kerr St Fitzroy	2	Townhouse	\$1,270,000	18 May 2026
 306/185 Rose St Fitzroy	2	Apartment	\$900,000	14 May 2026
 29 Gore St Fitzroy	4	House	\$2,825,000	14 May 2026
 34/26 Victoria St Fitzroy	3	Unit	\$895,000	08 May 2026
 224 Kerr St Fitzroy	3	House	\$1,550,000	02 May 2026

FITZROY SUBURB REPORT

Address	Bedrooms	Type	Price	Sold
 4a Little Smith St Fitzroy	2	Apartment	\$1,007,000	02 May 2026
 4/103 Rose St Fitzroy	2	Unit	\$915,000	27 Apr 2026
 201/70 Nicholson St Fitzroy	1	Subdivided Unit/Villa/Townhouse	\$265,000	25 Apr 2026
 208/48 Rose St Fitzroy	1	Apartment	\$540,000	24 Apr 2026
 502/9 Smith St Fitzroy	1	Apartment	\$632,500	20 Apr 2026
 13/205 Johnston St Fitzroy	2	Strata Unit/Flat	\$1,065,000	19 Apr 2026
 22 Westgarth St Fitzroy	2	House	\$1,242,500	18 Apr 2026
 217 Argyle St Fitzroy	2	Townhouse	\$1,350,000	18 Apr 2026
 78 St David St Fitzroy	4	House	\$3,120,000	17 Apr 2026
 69 Moor St Fitzroy	3	House	\$2,445,000	17 Apr 2026



Jellis Craig Fitzroy
189 Johnston Street, Fitzroy
03 8415 6100

Jellis Craig acknowledges and pays our respects to the Bunurong People, the Wadawurrung People, the Dja Dja Wurrung People and the Wurundjeri People as the Traditional Owners and original custodians of the lands on which Jellis Craig operates.

Data is current as of PDF generation date 01/07/2026

- 1 Property Data Online, updated quarterly for the past 12 months
- 2 Property Data Online, updated daily for the past 12 months
- 3 Property Data Online, updated daily for the past quarter
- 4 Jellis Craig's average inspection attendance per listing (houses) over the last 12 months, updated daily
- 5 2021 Australian Census
- 6 Property Data Online, updated daily

This publication contains data, analytics, statistics and other information supplied by PROPERTYDATAONLINE PTY LTD (PropertyData). The data provided in this publication is of a general nature and should not be construed as specific advice or relied upon in lieu of appropriate professional advice.

PropertyData relies upon data supplied by third parties and while the data is checked and reviewed, PropertyData does not warrant the accuracy or completeness of the information to the full extent permitted by the law and excludes all loss or damage howsoever arising (including through negligence) in connection with the data supplied by PropertyData. The State of Victoria owns the copyright in the Property Sales Data and reproduction of that data in any way without the consent of the State of Victoria will constitute a breach of the Copyright Act 1968 (cth). The State of Victoria does not warrant the accuracy or completeness of the Property Sales Data and any person using or relying upon such information does so on the basis that the State of Victoria accepts no responsibility or liability whatsoever for any errors, faults, defects or omissions in the information supplied.