

JellisCraig

FLEMINGTON

Suburb Report

Know your neighbourhood.



FLEMINGTON SUBURB REPORT

Median House Price*

Median

\$1.16m

Quarterly Price Change

3.57% ↑

Median Unit Price*

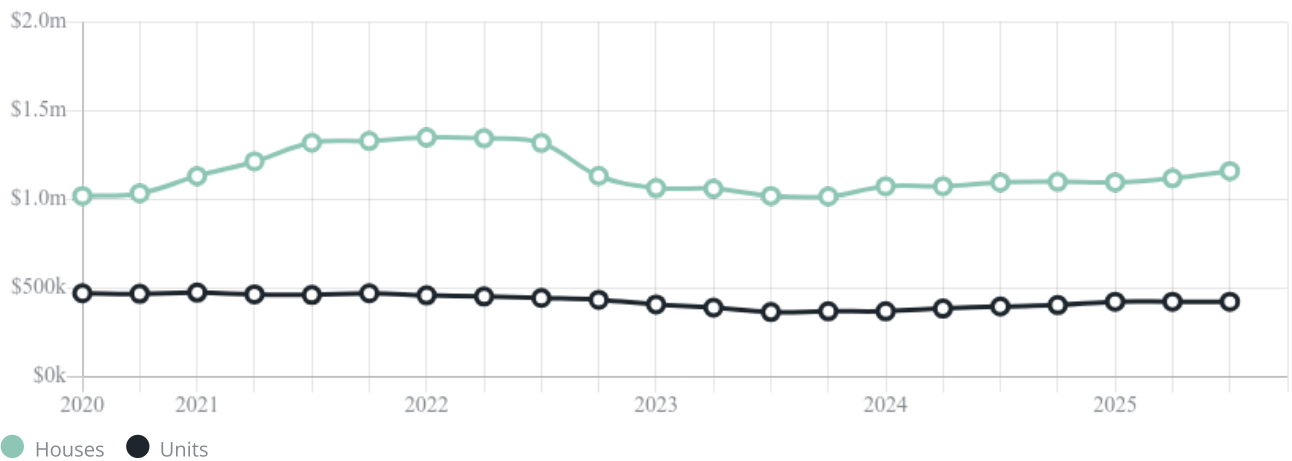
Median

\$424k

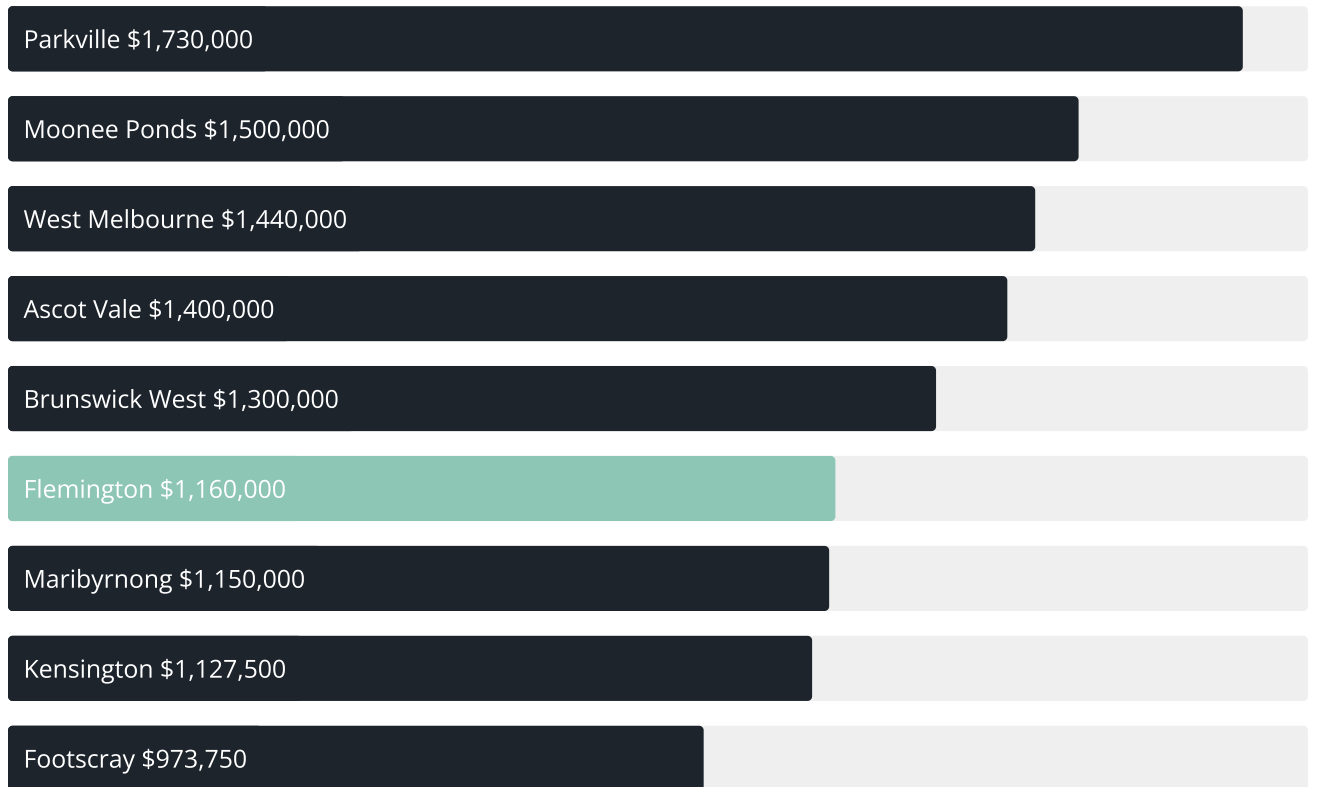
Quarterly Price Change

0.00% ↓

Quarterly Price Change*



FLEMINGTON SUBURB REPORT

Median House Sale Price^{*}Median Unit Sale Price^{*}

FLEMINGTON SUBURB REPORT

Sale Method*



Auction Clearance Rate*

80.77%


Median Days on Market^

24 days

Average Hold Period*

8.8 years

Dwelling Type^



Ownership^



Population^

7,025

Median Asking Rent per week*

\$650

Population Growth^

-8.99%

Rental Yield*

3.09%

Median Age^











34 years

Median Household Size^











2 people

FLEMINGTON SUBURB REPORT











Discover a snapshot of the most recent results for this suburb, to view the full 12 months of sales history, please go to jellisraig.com.au/suburbinsights

Address	Bedrooms	Type	Price	Sold
 18 Finsbury St Flemington	2	House	\$1,120,000	29 Nov 2025
 13/300 Racecourse Rd Flemington	1	Apartment	\$455,000	27 Nov 2025
 18 Duncan St Flemington	3	House	\$1,580,500	27 Nov 2025
 31/22-28 Canterbury St Flemington	1	Apartment	\$170,000	19 Nov 2025
 155 Wellington St Flemington	2	House	\$950,000	15 Nov 2025
 6/63 Farnham St Flemington	2	Townhouse	\$1,010,000	15 Nov 2025
 77 Farnham St Flemington	3	House	\$1,541,000	13 Nov 2025
 1516/1 Ascot Vale Rd Flemington	1	House	\$370,000	11 Nov 2025
 28 Church St Flemington	2	House	\$905,000	11 Nov 2025
 11 Brixton St Flemington	4	House	\$1,600,000	08 Nov 2025

FLEMINGTON SUBURB REPORT

Address	Bedrooms	Type	Price	Sold
 29/22-28 Canterbury St Flemington	1	Unit	\$200,000	06 Nov 2025
 412A/72 Ascot Vale Rd Flemington	1	Apartment	\$385,000	30 Oct 2025
 196 Pin Oak Cr Flemington	2	House	\$931,000	29 Oct 2025
 165 Epsom Rd FLEMINGTON	5	House	\$2,115,000	29 Oct 2025
 8 Finsbury St Flemington	3	House	\$1,725,000	25 Oct 2025
 24 Wisewould St Flemington	3	Townhouse	\$1,100,000	22 Oct 2025
 60 Pin Oak Cr FLEMINGTON	2	House	\$990,000	20 Oct 2025
 7/55 Dover St Flemington	2	Apartment	\$564,000	18 Oct 2025
 1/2 Chatham St Flemington	3	Townhouse	\$1,286,000	16 Oct 2025
 11/300 Racecourse Rd FLEMINGTON	2	Apartment	\$660,000	16 Oct 2025

FLEMINGTON SUBURB REPORT

Address	Bedrooms	Type	Price	Sold
 8/69 Edinburgh St Flemington	2	Apartment	\$435,000	14 Oct 2025
 7/142 Shields St Flemington	1	Unit	\$290,000	11 Oct 2025
 64 Princes St Flemington	3	House	\$1,220,000	11 Oct 2025
 19/48 Farnham St Flemington	1	Apartment	\$315,000	09 Oct 2025
 11/117 Wellington St Flemington	2	Apartment	\$581,000	08 Oct 2025
 1418/1 Ascot Vale Rd Flemington	2	Apartment	\$558,000	01 Oct 2025
 24 Brixton St Flemington	4	House	\$1,965,000	30 Sep 2025
 1 Arena Cl Flemington	2	House	\$865,000	29 Sep 2025
 16 Crown St Flemington	2	House	\$788,000	27 Sep 2025
 126/1 Ascot Vale Rd Flemington	1	Apartment	\$300,000	25 Sep 2025



Kensington Office
291 Racecourse Road, Kensington
03 8378 0500

jellisraig.com.au

Data is current as of PDF generation date 01/12/2025

* Updated Quarterly for the past 12 months

^ Updated daily for the past quarter

~ Updated daily: 33 recent results.

This publication contains data, analytics, statistics and other information supplied by PROPERTYDATAONLINE PTY LTD (PropertyData). The data provided in this publication is of a general nature and should not be construed as specific advice or relied upon in lieu of appropriate professional advice.

PropertyData relies upon data supplied by third parties and while the data is checked and reviewed, PropertyData does not warrant the accuracy or completeness of the information to the full extent permitted by the law and excludes all loss or damage howsoever arising (including through negligence) in connection with the data supplied by PropertyData. The State of Victoria owns the copyright in the Property Sales Data and reproduction of that data in any way without the consent of the State of Victoria will constitute a breach of the Copyright Act 1968 (cth). The State of Victoria does not warrant the accuracy or completeness of the Property Sales Data and any person using or relying upon such information does so on the basis that the State of Victoria accepts no responsibility or liability whatsoever for any errors, faults, defects or omissions in the information supplied.