



Flemington

# Suburb Report



Your connection to property insights



**JellisCraig**

FLEMINGTON SUBURB REPORT

Median house price<sup>1</sup>

Median

\$1.20m

Quarterly price change

3.01% ↑

Median unit price<sup>1</sup>

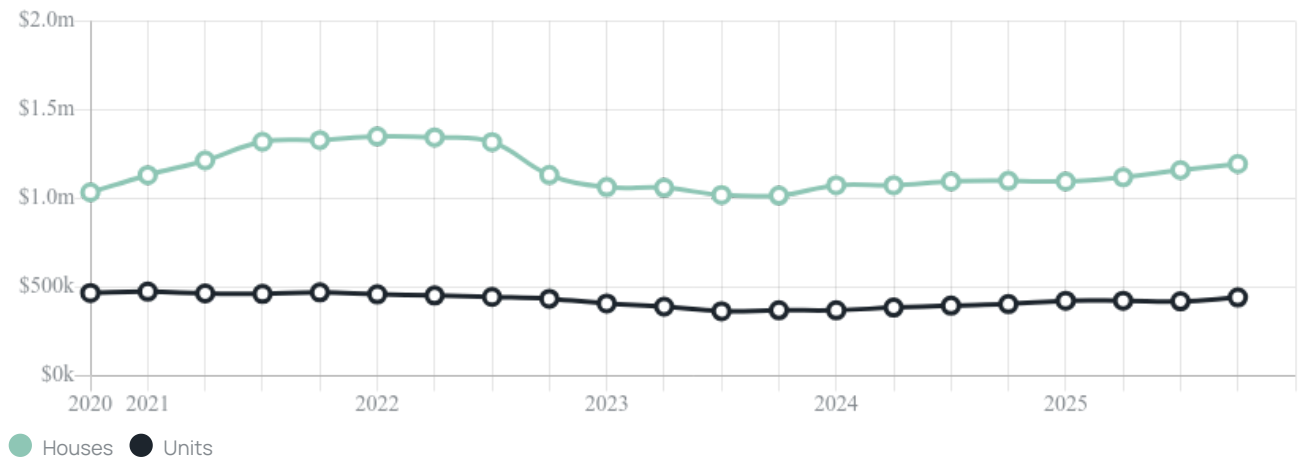
Median

\$442k

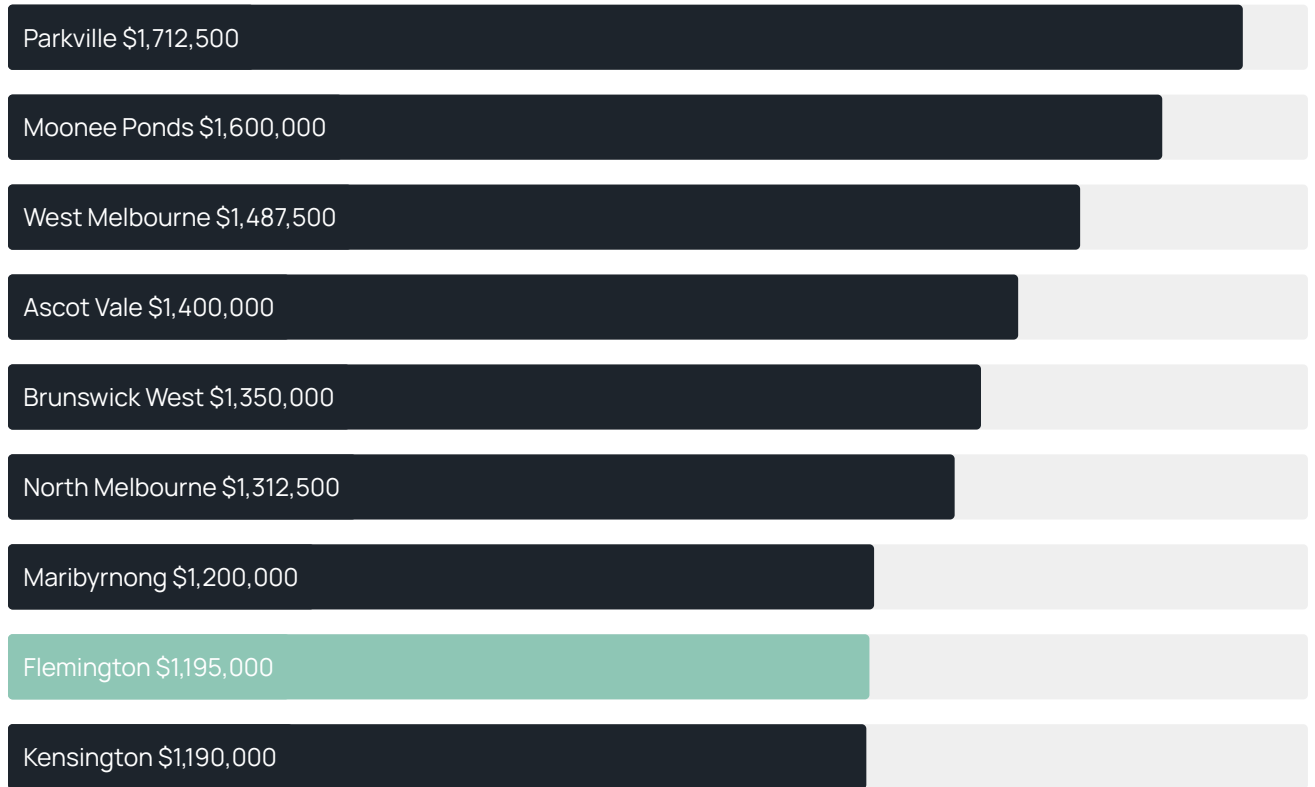
Quarterly price change

5.23% ↑

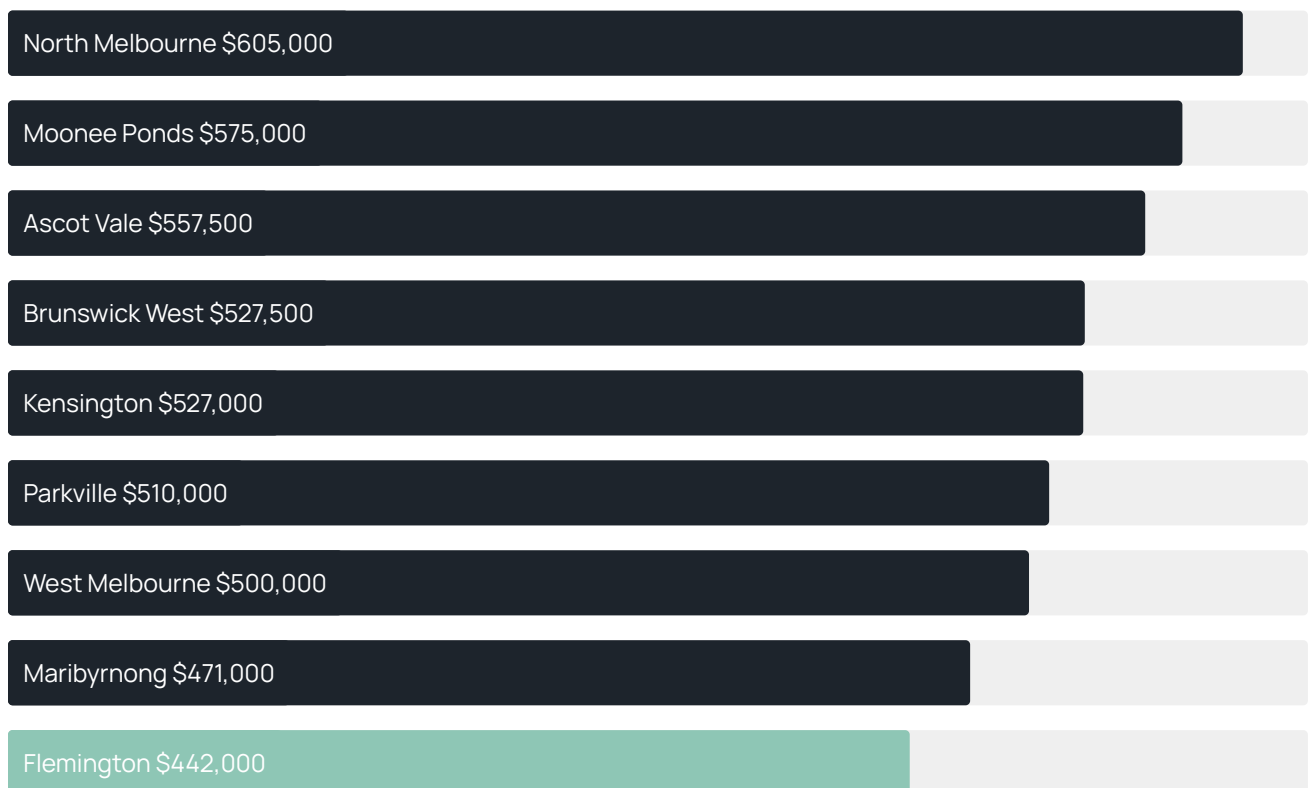
Quarterly price change<sup>1</sup>



### Median house price<sup>1</sup>



### Median unit price<sup>1</sup>



Sale method<sup>2</sup>

● Auction 42%  
● Private 58%

Auction clearance rate<sup>3</sup>

72.73%

Median days on market<sup>3</sup>

24 days

Jellis Craig average inspection attendance per listing<sup>4</sup>

24 groups

Average hold period<sup>1</sup>

8.8 years

Dwelling type<sup>5</sup>

● Houses 22% ● Units 78%

Ownership<sup>5</sup>

● Owned outright 16% ● Mortgaged 24% ● Rented 59%

Population<sup>5</sup>

7,025

Median asking rent<sup>1</sup>

\$640 per week

Population growth<sup>5</sup>

-8.99%

Rental yield<sup>1</sup>

3.09%

Median age<sup>5</sup>

34 years











Median household size<sup>5</sup>

2 people











FLEMINGTON SUBURB REPORT

## Recent Flemington sales











Discover a snapshot of the most recent results for this suburb, to view the full 12 months of sales history, please go to [jellisCraig.com.au/suburb-reports](https://jellisCraig.com.au/suburb-reports)

Address	Bedrooms	Type	Price	Sold
 36 Brighton St Flemington	4	House	\$1,870,000	28 Mar 2026
 1816/1 Ascot Vale Rd Flemington	1	Apartment	\$399,000	23 Mar 2026
 5 Jezabeel Ct Flemington	4	Townhouse	\$1,010,000	21 Mar 2026
 68a Princes St Flemington	2	House	\$1,040,000	21 Mar 2026
 122 Shields St Flemington	4	House	\$1,520,000	14 Mar 2026
 27 Eltham St Flemington	2	House	\$995,000	14 Mar 2026
 11 Wisewould St FLEMINGTON	3	House	\$1,262,000	13 Mar 2026
 5/22 Princes St Flemington	1	Apartment	\$352,000	13 Mar 2026
 1202/1 Ascot Vale Rd Flemington	1	Apartment	\$390,000	13 Mar 2026
 17 Clarence St Flemington	2	House	\$790,000	12 Mar 2026

## FLEMINGTON SUBURB REPORT

Address	Bedrooms	Type	Price	Sold
 6/79 Wellington St Flemington	2	Townhouse	\$822,000	12 Mar 2026
 4 Finsbury St FLEMINGTON	2	House	\$1,030,000	09 Mar 2026
 12 Sturt St Flemington	2	House	\$850,000	07 Mar 2026
 22/60 Farnham St Flemington	1	Apartment	\$410,000	07 Mar 2026
 LG01/1 Ascot Vale Rd Flemington	1	Apartment	\$408,000	05 Mar 2026
 37/600 Epsom Rd Flemington	2	Flat/Unit/Apartment	\$543,000	05 Mar 2026
 6/48 Farnham St Flemington	1	Apartment	\$325,000	05 Mar 2026
 3/132 Princes St Flemington	2	Apartment	\$615,000	05 Mar 2026
 15 Wisewould St Flemington	3	House	\$1,526,000	28 Feb 2026
 419/1 Ascot Vale Rd Flemington	1	Apartment	\$430,000	24 Feb 2026

## FLEMINGTON SUBURB REPORT

Address	Bedrooms	Type	Price	Sold
 29/200 Smithfield Rd Flemington	3	Apartment	\$535,000	21 Feb 2026
 123 Edinburgh St Flemington	3	House	\$1,206,000	21 Feb 2026
 48 Princes St Flemington	2	House	\$700,000	18 Feb 2026
 7A/72 Ascot Vale Rd Flemington	1	Apartment	\$315,000	16 Feb 2026
 3/70 Edinburgh St Flemington	1	Apartment	\$350,000	16 Feb 2026
 84 Bryant St Flemington	3	House	\$1,170,000	10 Feb 2026
 1308/1 Ascot Vale Rd Flemington	1	Apartment	\$391,000	10 Feb 2026
 11/55 Wellington St Flemington	1	Apartment	\$375,000	10 Feb 2026
 20/17 Ascot Vale Rd Flemington	1	Flat/Unit/Apartment	\$360,000	06 Feb 2026
 11/119 Wellington St Flemington	2	Apartment	\$435,000	04 Feb 2026



**Jellis Craig Kensington**  
291 Racecourse Road, Kensington  
03 8378 0500

Jellis Craig acknowledges and pays our respects to the Bunurong People, the Wadawurrung People, the Dja Dja Wurrung People and the Wurundjeri People as the Traditional Owners and original custodians of the lands on which Jellis Craig operates.

---

Data is current as of PDF generation date 01/04/2026

- 1 Property Data Online, updated quarterly for the past 12 months
- 2 Property Data Online, updated daily for the past 12 months
- 3 Property Data Online, updated daily for the past quarter
- 4 Jellis Craig's average inspection attendance per listing (houses) over the last 12 months, updated daily
- 5 2021 Australian Census
- 6 Property Data Online, updated daily

This publication contains data, analytics, statistics and other information supplied by PROPERTYDATAONLINE PTY LTD (PropertyData). The data provided in this publication is of a general nature and should not be construed as specific advice or relied upon in lieu of appropriate professional advice.

PropertyData relies upon data supplied by third parties and while the data is checked and reviewed, PropertyData does not warrant the accuracy or completeness of the information to the full extent permitted by the law and excludes all loss or damage howsoever arising (including through negligence) in connection with the data supplied by PropertyData. The State of Victoria owns the copyright in the Property Sales Data and reproduction of that data in any way without the consent of the State of Victoria will constitute a breach of the Copyright Act 1968 (cth). The State of Victoria does not warrant the accuracy or completeness of the Property Sales Data and any person using or relying upon such information does so on the basis that the State of Victoria accepts no responsibility or liability whatsoever for any errors, faults, defects or omissions in the information supplied.